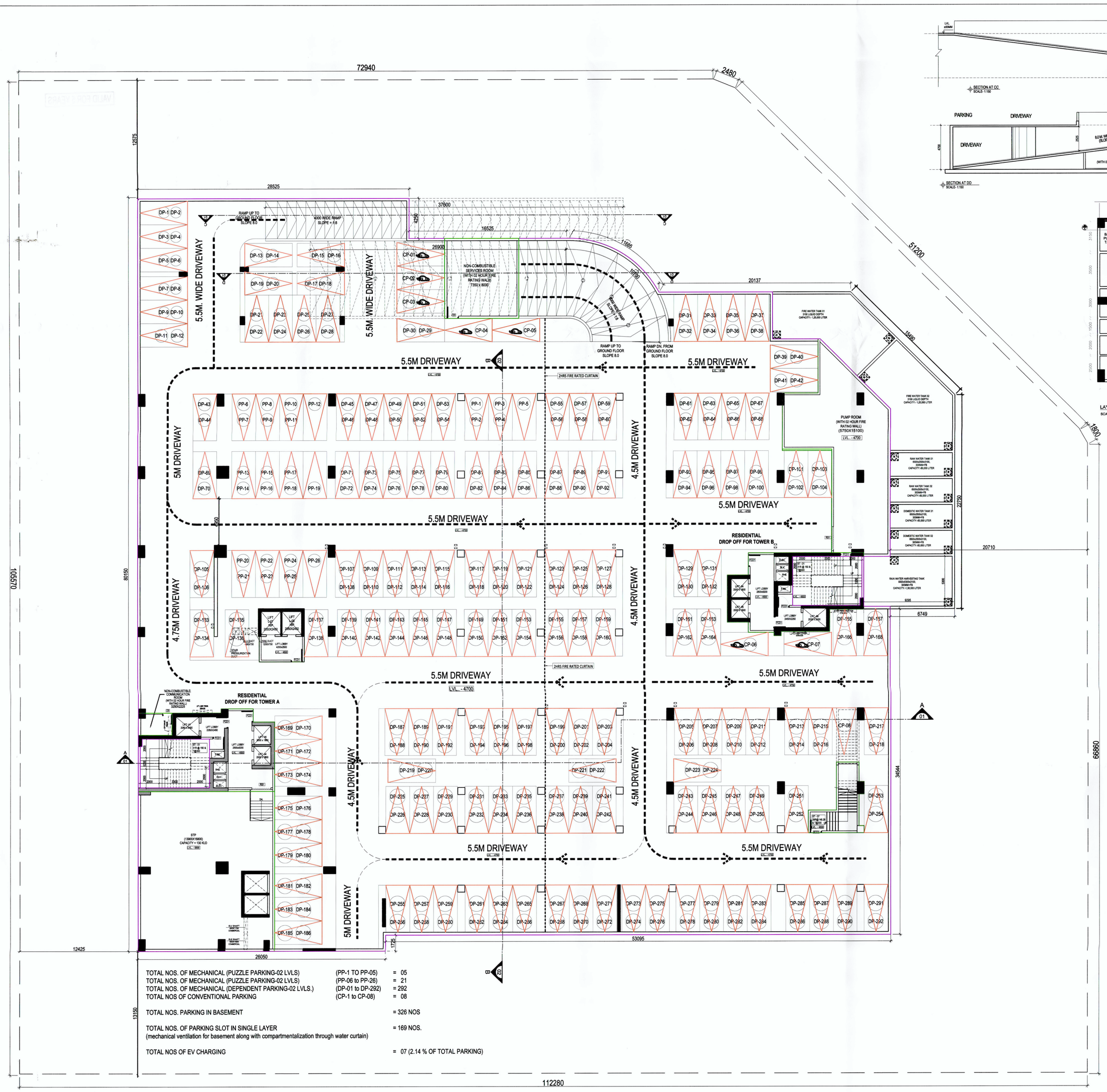

BASEMENT FLOOR PLAN
SCALE-1:150

TOTAL NOS. OF MECHANICAL (PUZZLE PARKING-02 LVLS)	(PP-1 TO PP-05)	= 05
TOTAL NOS. OF MECHANICAL (PUZZLE PARKING-02 LVLS)	(PP-06 to PP-26)	= 21
TOTAL NOS. OF MECHANICAL (DEPENDENT PARKING-02 LVLS.)	(DP-01 to DP-292)	= 292
TOTAL NOS OF CONVENTIONAL PARKING	(CP-1 to CP-08)	= 08
TOTAL NOS. PARKING IN BASEMENT		= 326 NOS
TOTAL NOS. OF PARKING SLOT IN SINGLE LAYER (mechanical ventilation for basement along with compartmentalization through water curtain)		= 169 NOS.
TOTAL NOS OF EV CHARGING		= 07 (2.14 % OF TOTAL PARKING)

SPECIAL NOTE -

1. BASEMENT IS MECHANICALLY VENTILATED.
2. ALL LIFT LOBBY AT BASEMENT LVL. TO BE PRESSURIZED AS PER FIRE NORMS
3. ALL FIRE TOWER LIFT LOBBY TO BE PRESSURIZED AS PER FIRE NORMS
4. ALL LIFT DOOR WILL BE FIRE RESISTANT.
5. ALL INTERNAL STAIR WELL & LIFT WELL TO BE PRESSURIZED
6. ALL HOUSEHOLD STORE WILL BE NON-COMBUSTIBLE WITH 2 HRS FIRE RATED WALL

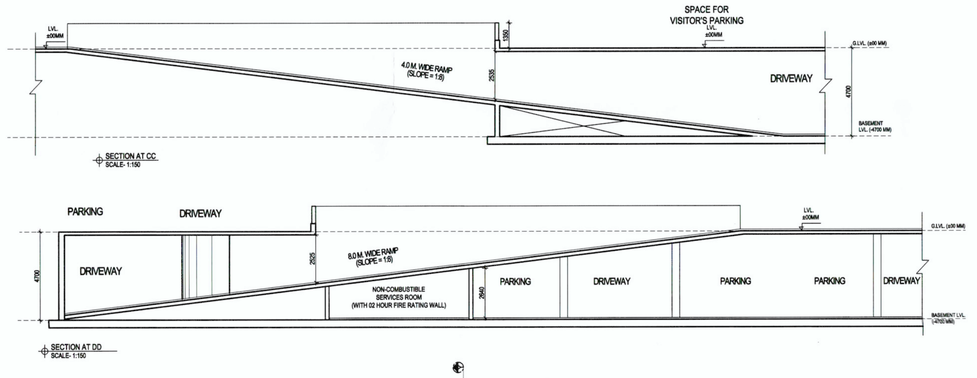

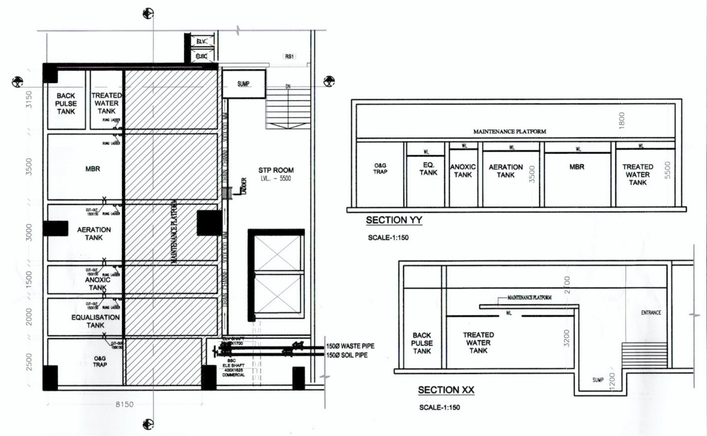

LAYOUT PLAN - S.T.P (130 KLD)
SCALE-1:150

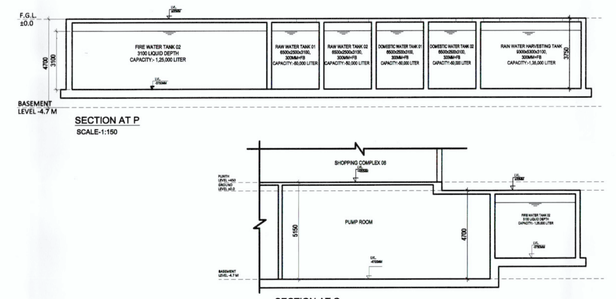

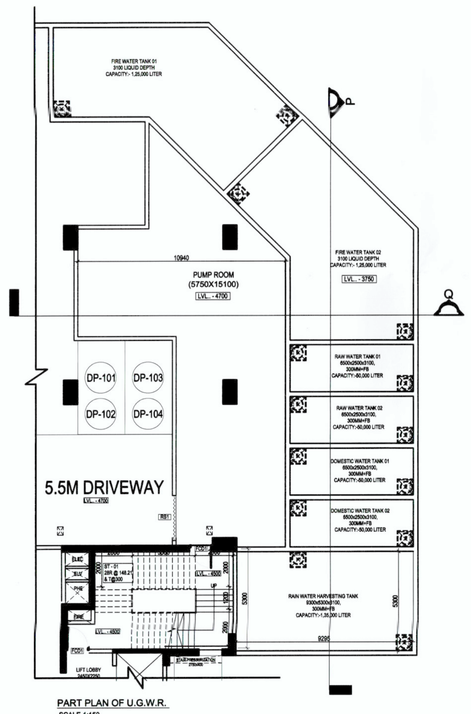

PART PLAN OF U.G.W.R.
SCALE-1:150

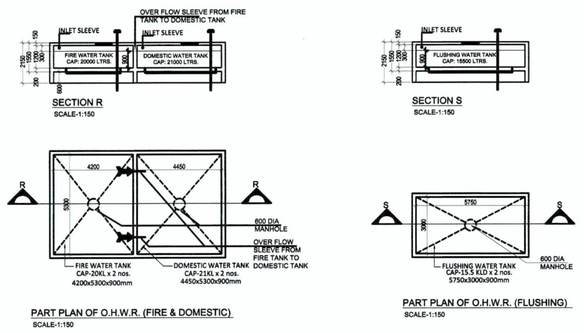

GENERAL NOTES:

1. ALL DIMENSIONS ARE UNFINISHED DIMENSIONS UNLESS OTHERWISE SPECIFIED.
2. ALL DIMENSIONS ARE IN MM.
3. ALL EXTERNAL WALLS ARE 250 THK. & INTERNAL WALLS ARE 125THK.
4. THIS DRAWING SHALL BE READ IN CONJUNCTION WITH DETAILS, LARGE SCALE DRAWINGS, STRUCTURAL, ELECTRICAL AND OTHER RELEVANT DRAWINGS.
5. DISCREPANCIES IF ANY SHOULD BE BROUGHT TO THE NOTICE OF THE ARCHITECT BEFORE THE EXECUTION OF WORK.
6. DETAIL DRAWINGS SHALL SUPERSEDE SMALLER SCALE DRAWINGS.
7. CONTRACTOR TO CHECK & VERIFY ALL DIMENSIONS BEFORE EXECUTION OF THE WORK.
8. CCTV SURVEILLANCE SYSTEM SHALL BE CONSIDERED.
9. ALL LIFT DOOR WILL BE FIRE RESISTANT.
10. THERE SHALL BE PROPER SIGNAGE FOR HANDICAPPED TOILET, HANDICAPPED ACCESSED RAMP FIRE ESCAPES ETC.

DOOR & WINDOW SCHEDULE:

SCHEDULE OF DOORS & WINDOWS:

WINDOWS

MARK	WIDTH	HEIGHT	LINTEL	REMARKS
W1	900	1700	2450	
W2	900	1450	2450	
W3	1000	900	2450	
W4	600	900	2450	
W5	1500	1800	2450	

DOORS

	WIDTH	HEIGHT	LINTEL	REMARKS
FCD 1	1200	2100	2150	
D2	1500	2100	2150	
D3	1200	2100	2150	
D4	1000	2100	2150	
D5	900	2100	2150	
D6	850	2100	2150	
DW1	2100	2400	2450	
DW2	2400	2400	2450	
DW3	3000	2400	2450	

ROLLING SHUTTER

	WIDTH	HEIGHT	LINTEL	REMARKS
RS1	2400	3000	3050	
RS2	5875	3000	3050	
RS3	1500	3000	3050	

Mr. SHIVAM ASTHANA

54/10, D.C. DEY ROAD, KOLKATA - 700 015

Devera Milk & Foods Pvt. Ltd

Director / Authorised Signatory

APPLICANT'S SIGNATURE

CERTIFICATE OF ARCHITECT

I CERTIFY THAT ALL THE ARCHITECTURAL DRAWINGS OF THE PROJECT AT PREMISES NO.- 02-0178, PLOT NO.- CF/2, ACTION AREA I, IN NEW TOWN, RAJARHAT, NORTH 24 PGS., W.B. HAVE BEEN PREPARED BY ME COMPLYING WITH THE NEW TOWN KOLKATA BUILDING RULES, 2009. I ALSO CERTIFY THAT THE PLANS AND DRAWINGS PREPARED BY ME COMPLY WITH ALL PROVISIONS REGARDING THE FIRE PROTECTION AS PER THE PREVAILING NATIONAL BUILDING CODE. I SHALL BE HELD RESPONSIBLE IF ANY INCORRECT INFORMATION IS FURNISHED BY ME OR ANY VIOLATION OF PROVISIONS OF THESE RULES OR THE PREVAILING NATIONAL BUILDING CODE IS FOUND IN ANY OF THE DRAWINGS AND DOCUMENTS SIGNED BY ME AND SUBMITTED TO THE SANCTION AUTHORITY FOR OBTAINING SANCTION.

Mr. VIVEK SINGH RATHORE
ACHRI/NKDA/10/000064

ARCHITECT'S SIGNATURE

CERTIFICATE OF STRUCTURAL ENGINEER

CERTIFIED THAT THE STRUCTURAL DRAWING AND DESIGN OF BOTH THE FOUNDATION AND SUPERSTRUCTURE OF THE BUILDING BUILDINGS HAS BEEN MADE CONSIDERING THE SOIL TEST REPORT. (AS PER THESE RULES AND THE REGULATIONS MADE UNDER THE ACT) AND ALSO CONSIDERING ALL POSSIBLE LOADS, SEISMIC LOAD AND THE MOMENTS GENERATED BY THE PROPOSED STRUCTURE AS PER THE BUREAU OF INDIAN STANDARD AND NATIONAL BUILDING CODE OF INDIA AND CERTIFIED THAT IT IS SAFE AND STABLE IN ALL RESPECT AND THESE PROVISIONS SHALL BE ADHERED TO DURING THE CONSTRUCTION.

Mr. SANJIV PAREKH
STER/NKDA/10/000030

SIGNATURE OF STRUCTURAL ENGINEER

CERTIFICATE OF GEO-TECH ENGINEER

IT IS CERTIFIED THAT THE COMPREHENSIVE GEO INVESTIGATION HAS BEEN PREPARED BY ME FOR DESIGN AND CALCULATION OF THE FOUNDATION BY ANALYZING THE SOIL SAMPLE FOR ESTIMATING THE BEARING CAPACITY OF THE SOIL ON WHICH FOUNDATION OF THE STRUCTURE WILL BE CONSTRUCTED. I SHALL ALSO CHECK THE NATURE OF THE SOIL AFTER EXCAVATION AT SITE SO THAT FOUNDATION IS EXTENDED UP TO APPROPRIATE DEPTH THAT HAS BEEN PROPOSED IN THE TECHNICAL REPORT.

JISHNU PAL.
GTER/NKDA/10/000043

JISHNU PAL
B.Tech (Civil), M.Tech(Geo-tech)
KMC Reg. No: G.T/I/32
GTER/NKDA/10/0043
22/BJSON/G-T-I/2016-17
HMC Reg. No: EGTE/CLASS-I/15

SIGNATURE OF GEO-TECHENGINEER

COPYRIGHT : THIS DRAWING IS THE PROPERTY AND COPYRIGHT OF SALIENT. IT SHALL NOT BE COPIED OR REPRODUCED IN ANY MANNER WHATEVER AND SHALL BE USED ONLY FOR THE PROJECT ISSUED FOR. THIS DRAWING TO BE EXECUTED ON SITE SUBJECT TO THE APPROVAL OF COMPETENT AUTHORITY.

SANCTION DRAWINGS

PROJECT:

PROPOSED (B+G+13) STORIED MERCANTILE-ASSEMBLY BUILDING AT PREMISES NO. 02-0178, PLOT NO. CF/2, ACTION AREA I, NEW TOWN, KOLKATA - 700156

CONSULTANT : **ARCHITECT**

salient

Ecostation, BP - 7, 8th Floor, Sector V, Salt Lake, Kolkata - 700091. India
email:projects@salientdesignstudio.com
Tel: 033-23670979, 23679080/81
www.salientdesignstudio.com

ARCHITECTURAL DRAWING

BASEMENT FLOOR PLAN, UGWR DETAIL, OHWR DETAIL & STP DETAIL

SCALE :	1: 150
DATE :	31 / 03 / 2023
DRAWN BY :	MB/APC
CHECKED BY :	AM/MB
DWG. NO :	RUCHI MUD-A-S-02

N