SCHEDULE OF R.C.C. BEAM

BEAM MKD.	SIZE	AT SUPPORT	AT MID SPAN	STIRRUPS SUPPORT/SPAN
B1	250X450	TOP: 2-16 T ST. 1-16 T EXT. BOT: 2-16 T ST.	TOP: 2-16 T ST. BOT: 2-16 T ST. 1-16 T EXT.	8 T @ 150/200 C/C
B2	250X450	TOP: 2-16 T ST. 2-16 T EXT. BOT: 2-16 T ST.	TOP: 2-16 T ST. BOT: 2-16 T ST. 2-16 T EXT.	8T @ 150 C/C
B3	250X450	TOP: 2-20 T ST. 2-20 T EXT. BOT: 2-20 T ST.	TOP: 2-20 T ST. BOT: 2-20 T ST. 2-20 T EXT.	8T @ 125 C/C
B4	250X450	TOP: 4-20 T ST. BOT: 2-16 T ST.	TOP: 4-20 T ST. BOT: 2-16 T ST.	8T @ 115 C/C
B5	500X125	TOP: 3-16 T ST. 2-16 T EXT. BOT: 3-16 T ST.	TOP: 3-16 T ST. BOT: 3-16 T ST. 2-16 T EXT.	8T @ 125 C/C
B1A	200X450	TOP: 2-16 T ST. 1-16 T EXT. BOT: 2-16 T ST.	TOP: 2-16 T ST. BOT: 2-16 T ST. 1-16 T EXT.	8 T @ 150/200 C/C
B4A	200X450	TOP: 4-16 T ST. BOT: 2-16 T ST.	TOP: 4-16 T ST. BOT: 2-16 T ST.	8T @ 115 C/C
B6	400X300	TOP: 2-16 T ST. 3-16 T EXT. BOT: 2-16 T ST.	TOP: 2-16 T ST. BOT: 2-16 T ST. 2-16 T EXT.	8 T @ 125/150 C/C
B7	500X300	TOP: 2-20 T ST. 2-20 T EXT. BOT: 2-20 T ST.	TOP: 2-20 T ST. BOT: 2-20 T ST. 3-20 T EXT.	8 T @ 125/150 C/C
TB	250X450	TOP: 2-16 T ST. 2-16 T EXT. BOT: 2-16 T ST.	TOP: 2-16 T ST. BOT: 2-16 T ST. 2-16 T EXT.	8T @ 150 C/C

SCHEDULE OF FOUNDATION

COLUMN MKD.	FDN MKD.	SIZE (M.M)	"D" OVER ALL (M.M)	REINFORCEMENT SHORTER DIRN.	REINFORCEMENT LONGER DIRN.
C34	F1	2200 X 2200	300	12 T @ 150 C/C (a)	12 T @ 150 C/C (b)
C7,C16,C24	F2	2500 X 2500	325	12 T @ 140 C/C (a)	12 T @ 140 C/C (b)
C35	F3	2200 X 2500	325	12 T @ 150 C/C (a)	12 T @ 130 C/C (b)
C1-C2-C3	F4	11750 X 2500	325	12 T @ 125 C/C (a)	12 T @ 150 C/C (b)
C4-C5-C6,C12-C13-C14	F5	9100 X 2500	325	12 T @ 125 C/C (a)	12 T @ 150 C/C (b)
C8-C9	F6	5200 X 2400	325	12 T @ 125 C/C (a)	12 T @ 125 C/C (b)
C10-C11	F7	6750 X 2600	325	12 T @ 125 C/C (a)	12 T @ 125 C/C (b)
C17-C18,C25-C26	F8	6600 X 2600	350	12 T @ 125 C/C (a)	12 T @ 150 C/C (b)
C19-C27,C20-C28, C21-C29	F9	2825 X 5925	350	12 T @ 125 C/C (a) T/B	12 T @ 125 C/C (b) T/B
C30-C44-LIFT	F10	3500 X 5600	400	12 T @ 125 C/C (a) T/B	12 T @ 125 C/C (b) T/B
C22-C31	F11	2700 X 5725	350	12 T @ 125 C/C (a) T/B	12 T @ 125 C/C (b) T/B
C23-C32	F12	2500 X 5600	325	12 T @ 125 C/C (a)	12 T @ 125 C/C (b)
C15-C33	F13	2625 X 7200	350	12 T @ 125 C/C (a)	12 T @ 150 C/C (b)
C36-C37,C38-C39, C42-C43	F14	5425 X 2500	325	12 T @ 125 C/C (a) T/B	12 T @ 125 C/C (b) T/B
C40-C41	F15	7425 X 2500	325	12 T @ 125 C/C (a) T/B	12 T @ 150 C/C (b) T/B

COLUMN SCHEDULE

COLUMN MKD.	REINFORCEMENT	TIES
C1,C6,C7,C16, C34,C37,C38,C43	(M) (N) 300X500 4-16T+4-12T	8T@175C/C 4L
C2,C5,C8,C9,C14,C17, C18,C19,C24,C25,C26, C27,C28,C29,C30,C31, C35,C36,C37,C38,C39, C40	(M) (N) 300X500 6-16T+4-12T	8T@175C/C 4L
C4,C15,C20,C32,C33,C44	(M) (N) 300X500 10-16T	8T@225C/C 6L
C3,C10,C11,C13,C21, C41,C42	(M) (N) 300X550 8-20T+4-16T	8T@250C/C 6L
C22,C23,C12	(M) (N) 300X700 12-20T+4-25T	8T@250C/C 6L

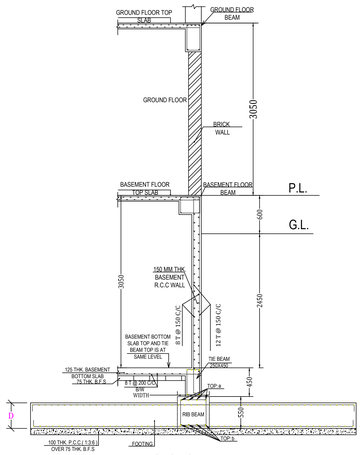

SECTIONAL

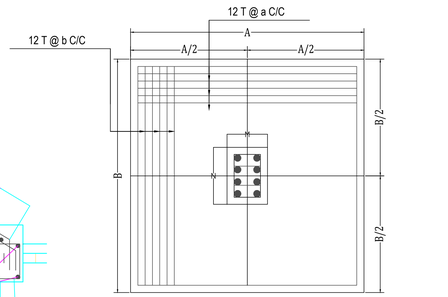

DETAIL OF FOUNDATION PLAN

SCHEDULE OF SLAB

PANEL MKD.	THICKNESS	SHORTER DIRECTION		LONGER DIRECTION	
	MM	SUPPORT	SPAN	SUPPORT	SPAN
S1	100	8T@150C/C	8T@150C/C	8T@175C/C	8T@175C/C
S2	125	8T@125C/C	8T@125C/C	8T@125C/C	8T@125C/C
STAIR	125	10T@150C/C	10T@150C/C	8T@200C/C	8T@200C/C

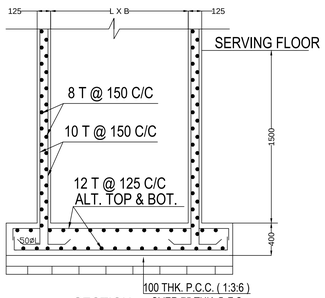

SECTION

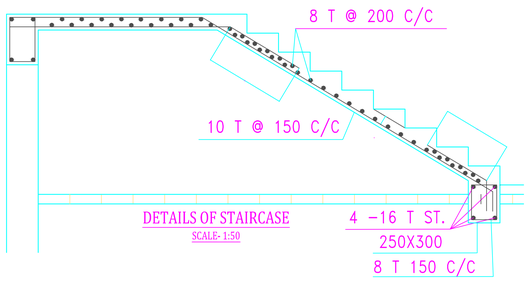

DETAILS OF STAIRCASE
SCALE- 1:50

SCHEDULE OF R.C.C. RIB BEAMS

BEAM MKD.	SIZE	AT SUPPORT	AT MID SPAN	STIRRUPS SUPPORT/SPAN
RB	350X550	(a)TOP: 4-16 T ST. (b) BOT: 4-16 T ST.	(a) TOP:4-16 T ST. (b) BOT: 4-16 T ST.	8 T @ 150 C/C
RB1	400X550	(a) TOP:2-16 T+ 2-20T (b) BOT:2-16 T+ 2-20T	(a) TOP:2-16 T+ 2-20T (b) BOT:2-16 T+ 2-20T	8 T @ 125 C/C
RB2	550X550	(a)TOP:2-16 T+ 2-20T (b) BOT:2-16 T+ 2-20T	(a) TOP:2-16 T+ 2-20T (b) BOT:2-16 T+ 2-20T	8 T @ 120 C/C

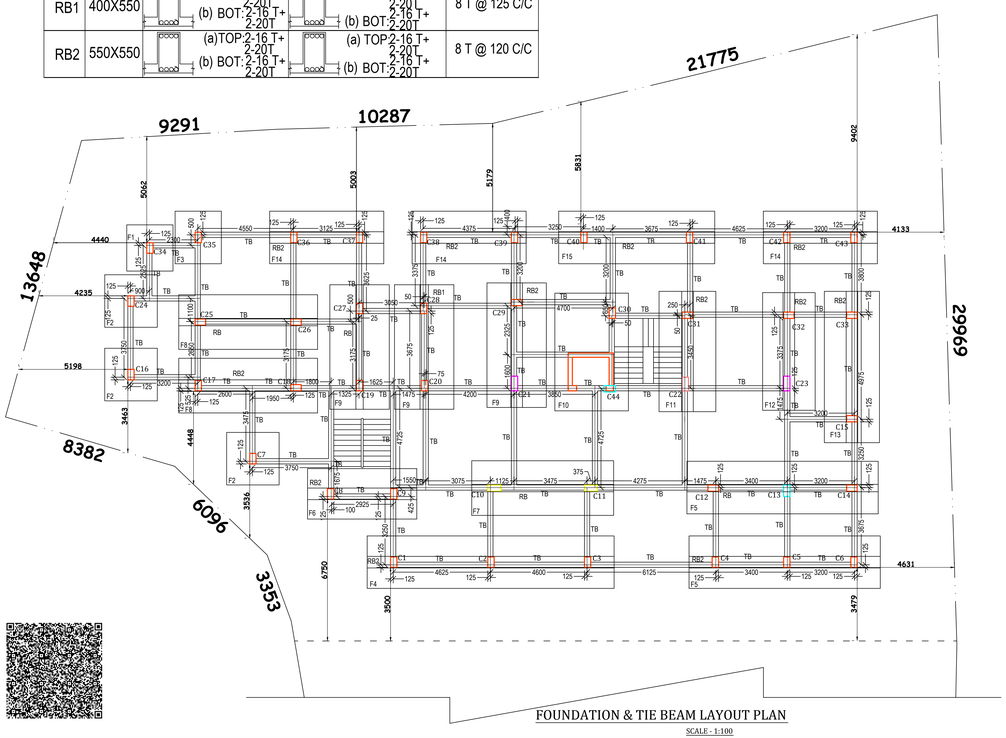

FOUNDATION & TIE BEAM LAYOUT PLAN
SCALE - 1:100

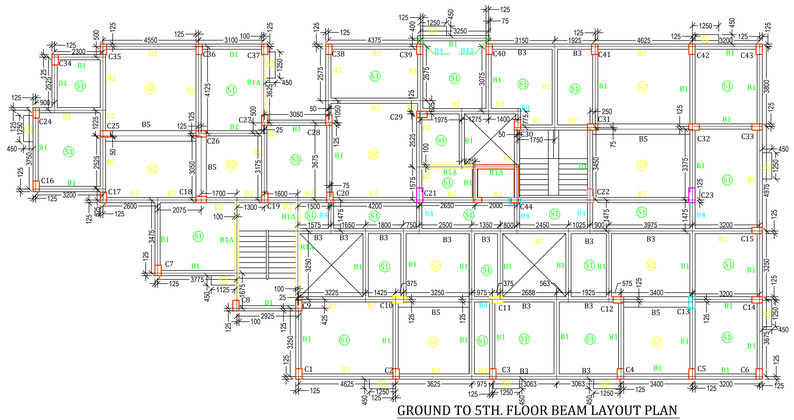

GROUND TO 5TH. FLOOR BEAM LAYOUT PLAN
SCALE - 1:100

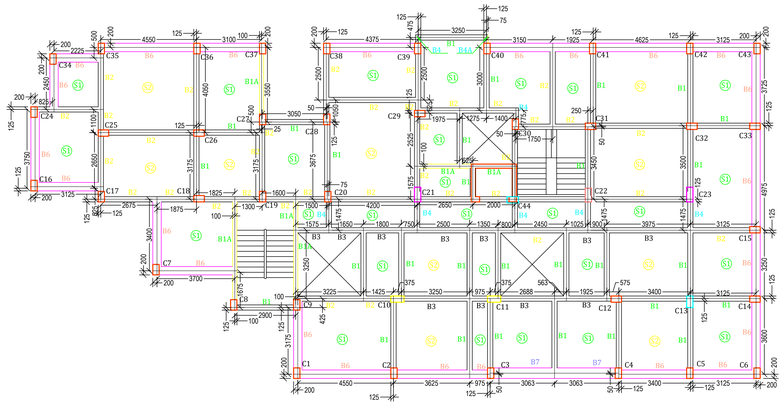

BASEMENT FLOOR BEAM LAYOUT PLAN
SCALE - 1:100

PROJECT NAME :-

STRUCTURAL PLAN OF PROPOSED B+G+IV STORIED RESIDENTIAL BUILDING PLAN OF SRI KRITI BENARJEE, SRI MIHIR ROY & M/S. K.M.R. CONSTRUCTION TO BE CONSTRUCTED AT R.S. PLOT NO.-738,740 741, 742, 743, 744, 745, 746, 747, 760/966 & 760/967, CORROSPONDING, L.R. PLOT NO.-1100,1102, 1103, 1104, 1105, 1106, 1107, 1111, 1112,1113 & 1113/1183, L.R. KHATIAN NO.-1108, 154& 1230, UNDER MOUZA- GOPALPUR, J.L. NO.-10, P.S.-ASANSOL, DIST.-PASCHIM BARDHAMAN INWARD NO.-54, UNDER ASANSOL MUNICIPAL COROPORATION

SPECIFICATIONS

1. DEPTH OF FOUNDATION IS AT 1.00 M. BELOW THE FINISHED FLOOR LEVEL OF BASEMENT
2. SAFE BEARING CAPACITY OF SOIL IS AS PER SOIL TEST REPORT.
3. GRADE OF CONC. IS M-20 AND GRADE OF STEEL IS Fe-550.
4. CLEAR COVER TO MAIN REIN. IS AS PER BELOW :-
   a). FOUNDATION - 75 MM. b). COLUMN - 40 MM.
   c). BEAM - 25 MM. d). SLAB - 15 MM.
5. ALL SLABS MUST BE CAST MONOLYTHIC WITH SUPPORTING BEAM.
6. ALL OTHER SPECIFICATIONS ARE AS PER NATIONAL BUILDING CODE OF INDIA.

Kriti Banerjee
Mihir Roy
K. M. R. CONSTRUCTION
Kriti Banerjee
Mihir Roy
Partner

SIGNATURE OF OWNERS

CERTIFICATE OF ARCHITECT / L.B.S. :-

CERTIFIED ON THE PLAN ITSELF WITH FULL RESPONSIBILITY THAT THE BUILDING PLAN HAS DRAWN UP AS PER PROVISION OF K.M.C. BUILDING RULES 2009, AS AMMENDED FROM TIME TO TIME AND THE SITE CONDITION INCLUDING THE ABUTTING ROAD IS CONFORM WITH THE PLAN. IT IS A BUILDABLE SITE NOT A TANK OR FILLED UP TANK. THERE IS AN EXISTING STRUCTURE TO BE DEMOLISHED BEFORE COMMENCEMENT OF WORK. IT IS FULLY OCCUPIED BY THE OWNER. THERE IS NO TENANT.

Subrata Das
CA/2015/73092
Architect
Subrata Das
CA/2015/73092

SIGNATURE OF L.B.S

CERTIFICATE OF STRUCTURAL ENGINEER :-

THE STRUCTURAL DESIGN & DRAWING OF BOTH FOUNDATION AND SUPERSTRUCTURE OF THE BUILDING HAVE BEEN MADE BY ME CONSIDERING ALL POSSIBLE LOADS INCLUDING THE SEISMIC LOAD AS PER N.B.C OF INDIA . IT IS CERTIFIED THAT IT IS SAFE AND STABLE IN ALL RESPECT.

Suvankar Chaudhuri
BCE MIGS LBS 318(I) AMC/ 074/ 075
Structural Engineer (ESE/ I/ 215)
Chartered Engineer (R-85389)
Registered Valuer (VAL/ 462)

[SUVANKAR CHAUDHURI,
SIGNATURE OF E.S.E

SCALE 1 : 1 (UNLESS OTHERWISE MENTIONED)	ALL DIMENSIONS ARE IN M. (UNLESS OTHERWISE MENTIONED)	S E W N