BUILDING PERMIT NO-2022160242 DATED-25/08/2022

VALID UPTO -24/08/2027

DEBOJIT DAS Digitally signed by DEBOJIT DAS Date: 2022.08.25 16:32:11 +05'30'

DIGITAL SIGNATURE BY E.E(C)

SANJIT MAJI Digitally signed by SANJIT MAJI Date: 2022.08.25 16:31:48 +05'30'

DIGITAL SIGNATURE BY A.E(C)

PART-B:

1. PROPOSED HEIGHT (IN MM.) :- 9750.0000

2. PROPOSED AREA CALCULATION :-

I. FOR RESIDENTIAL

AT FLOOR	COVERED AREA	CUTOUT	EXEMPTED AREA STAIR & STAIR LOBBY	EXEMPTED AREA LIFT LOBBY	NET-FLOOR AREA
GROUND	801.250	0.000	68.600	0.000	732.650
1ST FLOOR	816.650	13.650	86.100	0.000	716.900
2ND FLOOR	901.580	0.000	0.000	0.000	901.580
TOTAL	2519.580	13.650	154.700	0.00	2351.23

3. TENEMENTS & CAR PARKING CALCULATION :-

RESIDENTIAL :-

MARKED	TENEMENT SIZE	NO. OF TENEMENT	REQUIRED CAR PARKING
T1	197.62	1	
T2	135.78	1	
T3	135.78	1	
T4	135.78	1	
T5	135.78	1	
T6	135.78	1	100+200 = 14 NOS. REQ. PARKING = 14 NOS.
T7	135.78	1	
T8	135.78	1	
T9	135.78	1	
T10	135.78	1	
T11	135.78	1	
T12	135.78	1	
T13	135.78	1	
T14	138.02	1	
TOTAL NO OF FLAT		14	

TOTAL NOS. OF CAR FOR RESIDENTIAL			14
4. PROVIDED CAR PARKING	GR. OPEN (5M@2.5)=14 NOS.	14 NOS.	
5. STAIR HEAD ROOM AREA :-		164.43	SQM
6. TERRACE AREA :-		824.65	SQM
7.OTHER AREA ONLY FOR FEES		164.43	SQM

8. RELAXATION OF AUTHORITY, IF ANY :-

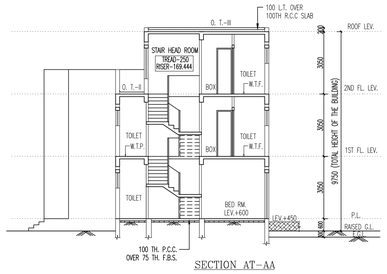

SECTION AT-AA

FRONT ELEVATION

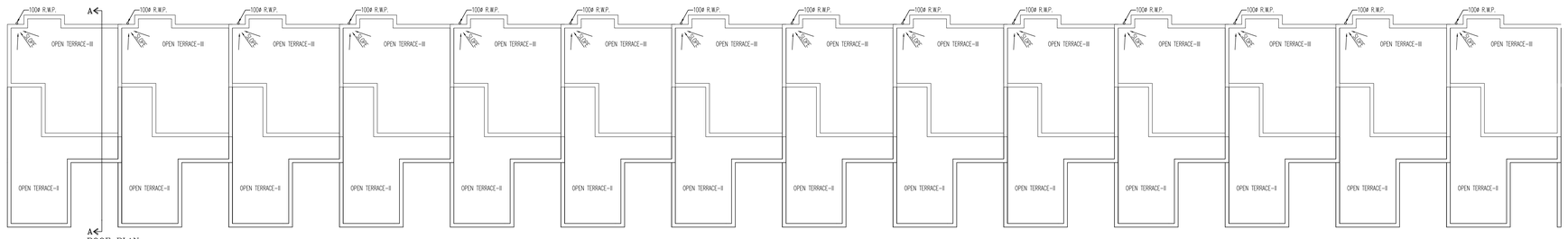

ROOF PLAN

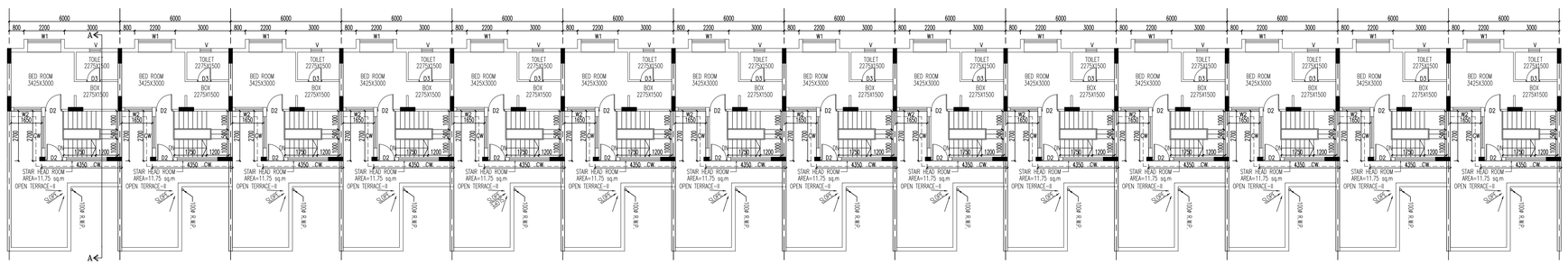

2ND. FLOOR PLAN

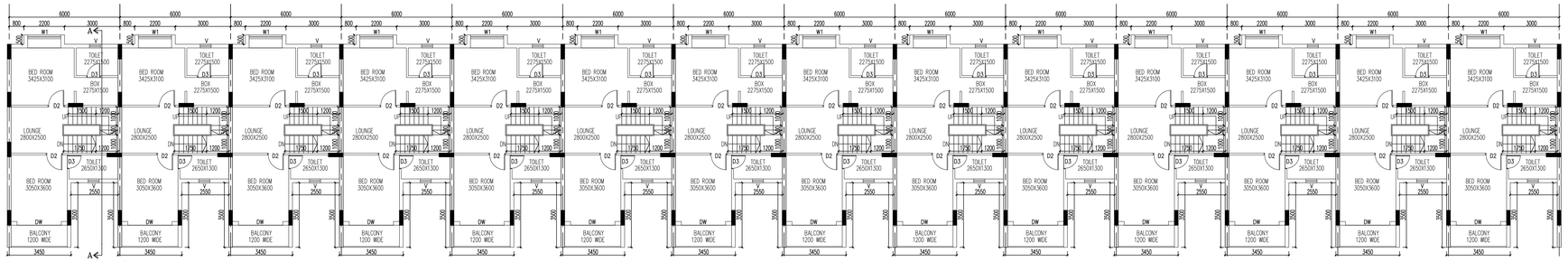

1ST. FLOOR PLAN

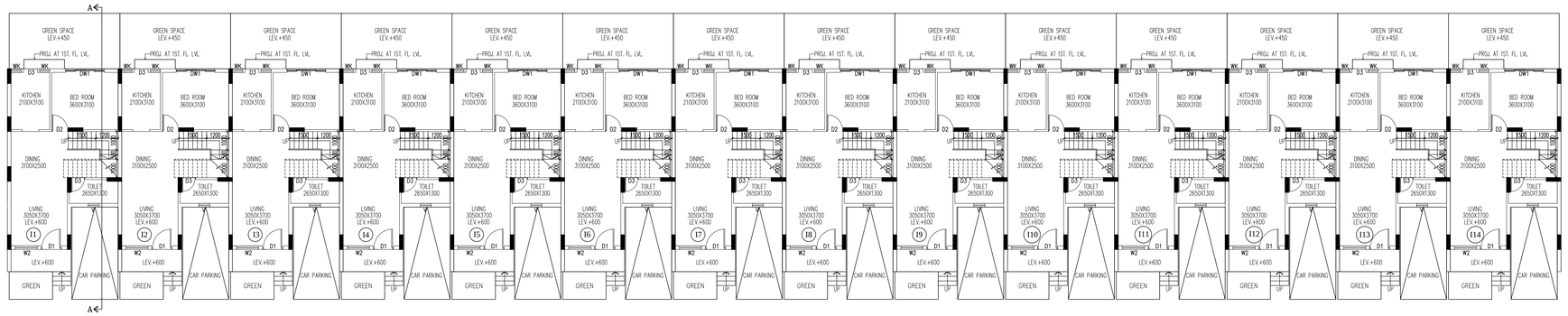

GROUND FLOOR PLAN

GENERAL NOTES

1.ALL DIMENSIONS ARE IN MM.
2.ALL EXTERNAL WALLS 200 THK. & INTERNAL WALLS 75 THK. UNLESS OTHERWISE MENTIONED.
3.ALL MASONRY WORKS ARE BOUNDED BY CEMENT MORTAR (1:6) & (1:4).
4.EXTERNAL PLASTER IS 25 THK. & INTERNAL PLASTER IS 12MM. THK. WITH 1:4 MORATAR.
5.ALL CONC. GRADE IS M200 (1:1.5:3).

DOORS & WINDOWS SCHEDULE

TYPE	SILL	LINTEL	SIZE	TYPE	SILL	LINTEL	SIZE
D1	–	2250	1100X2250	W1	450	2250	1800X1800
D2	–	2250	900X2250	W2	450	2250	1500X1800
D3	–	2250	750X2250	W3	450	2250	1200X1800
DW	–	2250	2400X2250	WX	1050	2250	550X1200
DW1	–	2250	2100X2250	V	1500	2250	600X750
				CW	750	2250	AS PER ELEV.
D1A	–	2450	1100X2450	W2A	450	2450	1500X2000
D2A	–	2450	900X2450	W5	1250	2450	2400X1200
D4	–	2450	750X2450	WV1	1050	2450	900X1400
DW2	–	2450	1500X2450	V1	1550	2450	600X900

1. I SHALL ENGAGE ARCHITECT AND E.S.E DURING CONSTRUCTION
2. I SHALL FOLLOW THE INSTRUCTIONS OF ARCHITECT AND E.S.E DURING CONSTRUCTION OF THE BUILDING..
3. K.M.C AUTHORITY WILL NOT BE RESPONSIBLE FOR STRUCTURAL STABILITY OF BUILDING AND ADJOINING STRUCTURE.
4. IF ANY SUBMITTED DOCUMENT IS FOUND TO BE FAKE THE K.M.C AUTHORITY MAY REVOKE THE SANCTION PLAN.
5. THE CONSTRUCTION OF WATER RESERVOIR AND SEPTIC TANK EXECUTED UNDER THE GUIDANCE OF ARCHITECT & E.S.E

CONSTITUTED ATTORNEY
M/S EXULT PROPERTIES PVT. LTD,
EXULT REALCON PVT. LTD.,
M/S. EXULT DEVCON PVT. LTD.,
EXULT HEIGHTS PVT. LTD
OTHER 42 COMPANIES

NAME OF OWNERS

UNDERSIGNED HAS INSPECTED THE SITE AND CARRIED OUT SOIL INVESTIGATION THEREON. IT IS CERTIFIED THAT THE EXISTING SOIL OF THE SITE IS ABLE TO CARRY THE LOAD COMONG FROM THE PROPOSED CONSTRUCTION AND THE FOUNDATION SYSTEM PROPOSED HEREIN IS SAFE & STABLE IN ALL RESPECT FROM GEO-TECHNICAL POINT OF VIEW.

DR. SUJIT BOSE
EMPANELLED NO:- G.T 12/1

NAME OF GEO-TECHNICAL ENGINEER

CERTIFICATE OF ARCHITECT

THE L.B.A. HAS CERTIFIED ON THE PLAN ITSELF WITH FULL RESPONSIBILITY THAT THE BUILDING PLAN HAS BEEN DRAWN UP AS PER PROVISION OF K.M.C. BLDG. RULES 2009, AS AMENDED FROM TIME TO TIME AND THAT THE SITE CONDITION INCLUDING THE WIDTH OF THE ABUTTING ROAD CONFIRM WITH THE PLAN AND IT IS A BUILD ABLE SITE AND NOT A TANK OR A FILLED UP TANK.

RAJ KUMAR AGARWAL
COUNCIL REGISTRATION NO. CA/94/17940
ADDRESS:
RAJ AGRAWAL & ASSOCIATES
8B, ROYD STREET (2ND FLOOR), KOLKATA-16.

NAME OF ARCHITECT

CERTIFICATE OF STRUCTURAL ENGINEER

THE STRUCTURAL DESIGN OF BOTH FOUNDATION AND SUPERSTRUCTURE OF THE BUILDING HAVE BEEN MADE BY ME CONSIDERING ALL POSSIBLE LOADS INCLUDING THE SEISMIC LOAD AS PER N.B.C OF INDIA AND CERTIFY THAT IT IS SAFE AND STABLE IN ALL RESPECT. SOIL INVESTIGATION REPORT HAS BEEN DONE BY GEOTEST ENGINEER. THE RECOMENDATION OF SOIL REPORT HAS BEEN CONSIDERED DURING STRUCTURAL CALCULATION.

CHANDI PRASAD KHANRA,
E.S.E. I (2),
ADDRESS:
CPK & ASSOCIATES,
63/22, BRINDABAN MULLICK LANE, HOWRAH – 711101.

NAME OF STRUCTURAL ENGINEER

TITLE BLOCK-I

GROUND FLOOR PLAN, 1ST FLOOR PLAN, 2ND FLOOR PLAN, ROOF PLAN, FRONT ELEVATION & SECTION -A-A.

PROJECT

PROPOSED PLAN OF THREE STORIED RESIDENTIAL BUILDINGS (9.75 M. HT.) & AMENITIES BUILDING (12.45 M. HT.) AT PREMISES NO. 94 DIAMOND HARBOR ROAD, WARD NO. 144 BOROUGH: XVI, U/S 393 (A) OF K.M.C ACT 1980 ALONG WITH K.M.C. BUILDING RULES 2009, UNDER KOLKATA MUNICIPAL CORPORATION.

DATE	DRG.NO	DEALT	CHECKED	SHEET.NO
08.08.22	ARCH/719/2021	MITHUN	RAJ SIR	11 OF 17

SCALE 1:100

A R C H I T E C T

RAJ AGRAWAL & ASSOCIATES
8B, ROYD STREET, CALCUTTA-16