THE STRUCTURAL PLAN SHOWING THE BASEMENT +GROUND +FIVE STORIED APARTMENT TYPE RESIDENTIAL CUM COMMERCIAL BUILDINGS OF M/s SUPER CONSTRUCTION A PARTERSHIP FIRM REPRESENTED BY ITS PARTNERS (1) SRI. BHARAT PRASAD SHAW S/O LATE GULAB SHAW , (2) SRI. BINOD KUMAR SHAW , (3) SRI. AMIT KUMAR SHAW , & (4) SRI. ASHISH KUMAR SHAW ALL ARE SONS OF SRI. BHARAT PRASAD SHAW AT - PUNURI ROAD , G.T. ROAD , KULTI -713343 , DIST- PASCHIM BARDHAMAN ,(W.B.) ON R.S. & L.R. PLOT NO- 741/1120 ,742 , L.R. KHATIAN NO. - 1640 ,1641 , 1647, 1596 ,1597 ,1621 ,1626 ,1627 ,, MOUZA- PUNURI , J.L. NO- 22, WARD NO- 62, P.S.-KULTI , UNDER ASANSOL MUNICIPAL CORPORATION.

## SCHEDULE O F RESIDENTIAL R. C. C. SLAB (M20)

| SLAB MARKED | THICKNESS | REINFORCEMENT DETAILS | REMARKS |
|---|---|---|---|
| S 1 | 115 | 8 DIA @ 114 C/C [S]<br>8 DIA @ 150 C/C [L]<br>8 DIA @ 229 C/C [E] | ALTERNATE CRANK AT CONTINEOUS EDGE |
| S 2 | 115 | 8 DIA @ 125 C/C [S]<br>8 DIA @ 175 C/C [L]<br>8 DIA @ 250 C/C [E] | ALTERNATE CRANK AT CONTINEOUS EDGE |
| S 3 | 115 | 8 DIA @ 150 C/C [S]<br>8 DIA @ 175 C/C [L]<br>8 DIA @ 300 C/C [E] | ALTERNATE CRANK AT CONTINEOUS EDGE |
| S 4 | 115 | 8 DIA @ 150 C/C [S]<br>8 DIA @ 175 C/C [L]<br>8 DIA @ 300 C/C [E] | ALTERNATE CRANK AT CONTINEOUS EDGE |
| S 5 | 115 | 8 DIA @ 114 C/C [S]<br>8 DIA @ 150 C/C [L]<br>8 DIA @ 229 C/C [E] | ALTERNATE CRANK AT CONTINEOUS EDGE |

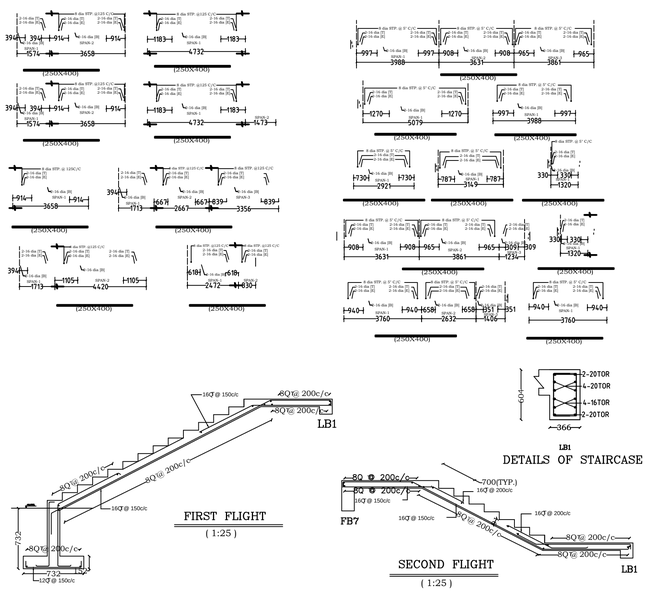


## SCHEDULE OF R.C.C. COLUMN AND FOUNDATION (M 20)

| FND. MKD. | FOUNDATION SIZE | COL. MKD. | D | d | REBAR DETAILING | REINFORCEMENT DETAILS B.F. TO G.F. | G.F. TO F.F. | F.F. TO S.F. | S.F. TO T.F. | T.F. TO F.F. | F.F. TO F.F. | F.F. TO S.F. |
|---|---|---|---|---|---|---|---|---|---|---|---|---|
| F1 | 2.95X2.95 | C1,C31 C33,C35 | 500 | 250 | 12 DIA @175 C/C[L]<br>12 DIA @150 C/C[S] | 250X500<br>12-20 TOR | 250X500<br>12-20 TOR | 250X500<br>12-16 TOR | 250X500<br>12-16 TOR | 250X500<br>12-16 TOR | 250X400<br>8-16 TOR | 250X400<br>8-16 TOR |
| F2 | 3.00X3.00 | C2,C32 | 500 | 250 | 12 DIA @175 C/C[L]<br>12 DIA @150 C/C[S] | 250X500<br>12-16 TOR | 250X500<br>12-16 TOR | 250X500<br>12-16 TOR | 250X500<br>12-16 TOR | 250X500<br>12-16 TOR | 250X500<br>12-16 TOR | 250X500<br>12-16 TOR |
| F3 | 3.00 X 3.00 | C3,C30 | 500 | 250 | 12 DIA @175 C/C[L]<br>12 DIA @150 C/C[S] | 250X500<br>12-16 TOR | 250X500<br>12-16 TOR | 250X500<br>12-16 TOR | 250X500<br>10-16 TOR | 250X500<br>10-16 TOR | 250X400<br>8-16 TOR | 250X400<br>8-16 TOR |
| F4 | 3.25 X 3.25 | C4,C34 | 550 | 250 | 12 DIA @150 C/C[L]<br>12 DIA @125 C/C[S] | 250X400<br>8-12 TOR | 250X400<br>8-12 TOR | 250X400<br>8-12 TOR | 250X400<br>8-12 TOR | 250X400<br>8-12 TOR | 250X400<br>8-12 TOR | 250X400<br>8-12 TOR |
| F5 | 2.35X 2.35 | C5,C28 | 350 | 300 | 12 DIA @175 C/C[L]<br>12 DIA @150 C/C[S] | 250X500<br>12-16 TOR | 250X500<br>12-12 TOR | 250X400<br>8-12 TOR | 250X400<br>8-12 TOR | 250X400<br>8-12 TOR | 250X400<br>8-12 TOR | 250X400<br>8-12 TOR |
| F6 | 3.75 X 3.75 | C6,C29 | 650 | 250 | 12 DIA @125 C/C[L]<br>12 DIA @100C/C[S] | 250X500<br>12-12 TOR | 250X400<br>8-12 TOR | 250X400<br>8-12 TOR | 250X400<br>8-12 TOR | 250X400<br>8-12 TOR | 250X400<br>8-12 TOR | 250X400<br>8-12 TOR |
| F7 | 2.95X 2.95 | C7,C27 | 500 | 250 | 12 DIA @175 C/C[L]<br>12 DIA @150 C/C[S] | 250X600<br>14-20 TOR | 250X500<br>12-16 TOR | 250X500<br>10-16 TOR | 250X400<br>4-16 TOR<br>4-12 TOR | 250X400<br>8-12 TOR | 250X400<br>8-12 TOR | 250X400<br>8-12 TOR |
| F8 | 3.70 X 3.70 | C8,C24 C25,C26 | 650 | 250 | 12 DIA @125 C/C[L]<br>12 DIA @100C/C[S] | 250X500<br>12-20 TOR | 250X500<br>12-16 TOR | 250X500<br>10-16 TOR | 250X500<br>10-16 TOR | 250X500<br>10-16 TOR | 250X400<br>8-12 TOR | 250X400<br>8-12 TOR |
| F9 | 3.55 X 3.55 | C9,C36 | 600 | 250 | 12 DIA @150C/C[L]<br>12 DIA @100 C/C[S] | 250X500<br>12-20 TOR | 250X500<br>12-16 TOR | 250X500<br>12-16 TOR | 250X400<br>4-16 TOR<br>4-12 TOR | 250X400<br>4-16 TOR<br>4-12 TOR | 250X400<br>8-12 TOR | 250X400<br>8-12 TOR |
| F10 | 3.00 X 3.00 | C10,C37 | 500 | 250 | 12 DIA @175 C/C[L]<br>12 DIA @150 C/C[S] | 250X500<br>10-16 TOR | 250X400<br>8-16 TOR | 250X400<br>4-16 TOR<br>4-12 TOR | 250X400<br>8-12 TOR | 250X400<br>8-12 TOR | 250X400<br>8-12 TOR | 250X400<br>8-12 TOR |

## SCHEDULE OF R.C.C. COLUMN AND FOUNDATION (M 20)

| FND. MKD. | FOUNDATION SIZE | COL. MKD. | D | d | REBAR DETAILING | REINFORCEMENT DETAILS B.F. TO G.F. | G.F. TO F.F. | F.F. TO S.F. | S.F. TO T.F. | T.F. TO F.F. | F.F. TO F.F. | F.F. TO S.F. |
|---|---|---|---|---|---|---|---|---|---|---|---|---|
| F11 | 3.45 X 3.45 | C11,C38 | 600 | 250 | 12 DIA @150 C/C[L]<br>12 DIA @125C/C[S] | 250X500<br>12-20 TOR | 250X500<br>12-16 TOR | 250X500<br>10-16 TOR | 250X400<br>4-16 TOR<br>4-12 TOR | 250X400<br>4-16 TOR<br>4-12 TOR | 250X400<br>8-12 TOR | 250X400<br>8-12 TOR |
| F12 | 3.60 X 3.60 | C12,C39 | 700 | 250 | 12 DIA @125 C/C[L]<br>12 DIA @100 C/C[S] | 250X600<br>14-20 TOR | 250X500<br>12-20 TOR | 250X500<br>12-16 TOR | 250X500<br>10-16 TOR | 250X500<br>10-16 TOR | 250X400<br>8-16 TOR | 250X400<br>8-16 TOR |
| F13 | 3.65X 3.65 | C13 | 650 | 250 | 12 DIA @125 C/C[L]<br>12 DIA @100 C/C[S] | 250X500<br>12-20 TOR | 250X500<br>12-16 TOR | 250X500<br>12-16 TOR | 250X400<br>4-16 TOR<br>4-12 TOR | 250X400<br>4-16 TOR<br>4-12 TOR | 250X400<br>8-12 TOR | 250X400<br>8-12 TOR |
| F14 | 3.10 X 3.10 | C14 | 500 | 250 | 12 DIA @175 C/C[L]<br>12 DIA @125 C/C[S] | 250X500<br>12-16 TOR | 250X500<br>12-16 TOR | 250X500<br>8-16 TOR | 250X500<br>8-16 TOR | 250X500<br>8-16 TOR | 250X500<br>8-16 TOR | 250X500<br>8-16 TOR |
| F15 | 4.10X4.10 | C15 | 700 | 250 | 12 DIA @125 C/C[L]<br>12 DIA @150 C/C[S] | 300X600<br>14-20 TOR | 250X500<br>12-20 TOR | 250X500<br>12-20 TOR | 250X500<br>12-16 TOR | 250X500<br>12-16 TOR | 250X500<br>12-16 TOR | 250X500<br>12-16 TOR |
| F16 | 3.35X3.35 | C16 | 550 | 250 | 12 DIA @150 C/C[L]<br>12 DIA @100 C/C[S] | 250X500<br>12-16 TOR | 250X500<br>10-16 TOR | 250X400<br>4-16 TOR<br>4-12 TOR | 250X400<br>8-12 TOR | 250X400<br>8-12 TOR | 250X400<br>8-12 TOR | 250X400<br>8-12 TOR |
| F17 | 3.35X3.35 | C17 | 600 | 250 | 12 DIA @150 C/C[L]<br>12 DIA @125 C/C[S] | 250X500<br>12-20 TOR | 250X500<br>12-16 TOR | 250X400<br>10-16 TOR | 250X400<br>4-16 TOR<br>4-12 TOR | 250X400<br>4-16 TOR<br>4-12 TOR | 250X400<br>8-12 TOR | 250X400<br>8-12 TOR |
| F18 | 3.25 X 3.25 | C18 | 550 | 250 | 12 DIA @150 C/C[L]<br>12 DIA @125 C/C[S] | 250X600<br>12-16 TOR | 250X500<br>10-16 TOR | 250X500<br>10-16 TOR | 250X500<br>10-16 TOR | 250X500<br>10-16 TOR | 250X400<br>8-16 TOR | 250X400<br>8-16 TOR |
| F19 | 3.50X 3.50 | C19,C23 | 600 | 250 | 12 DIA @150 C/C[L]<br>12 DIA @100 C/C[S] | 250X500<br>12-20 TOR | 250X500<br>12-16 TOR | 250X500<br>12-16 TOR | 250X400<br>4-16 TOR<br>4-12 TOR | 250X400<br>4-16 TOR<br>4-12 TOR | 250X400<br>8-12 TOR | 250X400<br>8-12 TOR |
| F20 | 3.15 X 3.15 | C20 | 550 | 250 | 12 DIA @150 C/C[L]<br>12 DIA @125 C/C[S] | 250X500<br>12-16 TOR | 250X400<br>8-12 TOR | 250X400<br>8-12 TOR | 250X400<br>8-12 TOR | 250X400<br>8-12 TOR | 250X400<br>8-12 TOR | 250X400<br>8-12 TOR |
| F21 | 2.55X 2.55 | C21,C22 | 400 | 250 | 12 DIA @175 C/C[L]<br>12 DIA @150 C/C[S] | 250X400<br>8-16 TOR | 250X400<br>8-16 TOR | 250X400<br>4-16 TOR<br>4-12 TOR | 250X400<br>4-16 TOR<br>4-12 TOR | 250X400<br>4-16 TOR<br>4-12 TOR | 250X400<br>4-16 TOR<br>4-12 TOR | 250X400<br>4-16 TOR<br>4-12 TOR |



COLUMN LAYOUT PLAN
SCALE -1:100

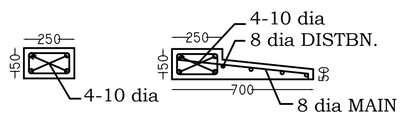


DETAILS OF R.C.C. LINTEL & CHAJJA

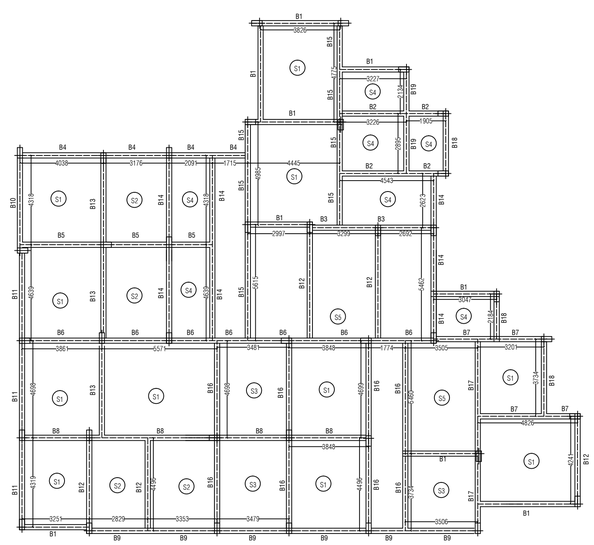

BEAM & SLAB LAYOUT PLAN
SCALE -1:100

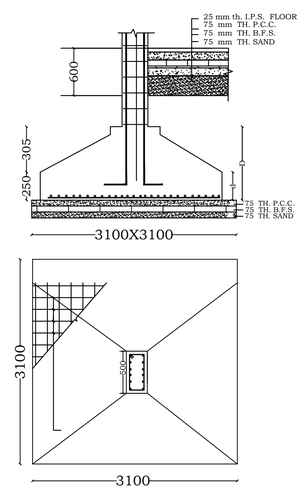


DETAILS OF R.C.C. COLUMN & FOUNDATION (C1)

REMARKS

NOTES
1. All dimensions are in mm.
2. Only written dimensions are to be followed . Drawing should not be scaled.
3. The layout of building shall be given from the architectural drawings.
4. The foundation has been designed for 18.00 t/sqm. bearing capacity is to be assumed .
5. The foundation are to be placed on the firm soil . If filledup soil is encountered , the foundation should be placed where firm soil is available.
6. All reinforcement shall be T. M. T. bars of grade Fe 500 conforming to IS : 1786.
7. Concrete mix M-20 shall be used for R.C.C. works.
8. Lean concrete 1:2:4
9. Concrete covers -
(a) Cover to main reinforcement.

| Element | Top/Bottom cover |
|---|---|
| column | 40 mm |
| footing | 50 mm |
| Beam | 25 mm |
| Slab | 15 mm or dia of bar if > 15 mm |

(b) Cover to secondary reinforcement shall not be less than 15 mm.
10. Not more than one half of the bars shall be lapped at one section. ( lap shall be staggered )
11. Development length shall be 50 times dia of bar.
12. Lap length in longitudinal bar in columns shall be equal to development length in tension.
13. In case of difficulty in providing closed ties, U - ties may be provided.
14. Any discrepancy between architectural and structural drawing shall be intemated to this office and got reconciled before execution.
15. At the junction of two different nos.of beams that column support shall be referred as second support for the lower no. of beam,while for the higher no. of beam that column support shall be referred as first support.
16. Construction joints shall be provided at one third span of beam with proper key construction joints.
. Reinforcement adopted at the top face shall continue on the same face of slab at both sides of supports up to a distance equal to 0.3 times of the respective span of concerned slab.
18. Alternate half of the reinforcement provided at the bottom face of the slab shall be continued up to the middle of support.
19. Remaining alternate half of the reinforcement provided at the bottom face of the slab shall be curtailed from the support at a distance equal to 0.15 times of the respective span.
20. Minimum length of the bars used in the slab as reinforcement shall be 2 * Ld , where 'Ld' is the development length of bar.
21. 8 tor @ 300 is to be provided just below the top face reinforcement which has not been mentioned the drawing.
22.Dotted lines are shown as top face reinforcement , while firm lines are bottom face reinforcement.

DRAWING TITLE COLUMN & FOUNDATION , BEAM AND SLAB LAYOUT PLAN STRUCTURAL DETAILS

SIGNATURE OF OWNER'S

Bharat Prasad Shaw
Binod Kumar Shaw
Amit Kumar Shaw
Ashish Kumar Shaw

SIGNATURE OF CONSULTANT

SURANJAN DHAR
B.E. (CIVIL), M.I.E
CHATERED ENGINEER (I)
L.B.S. NO. 22/23-24

ANALYZED AND DESIGNED BY
DHAR ASSOCIATES
ENGINEERS & STRUCTURAL DESIGNING
39 ,MOHISHILA COLONY -1,[NEAR BABY CLINIC ]
Ph. NO. 09434167504 (O) , 08170066783 (M)

DRG. NO-DA/01/01/15.RV-10/2016