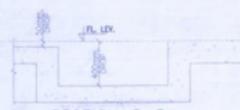
SECTION-8-8.

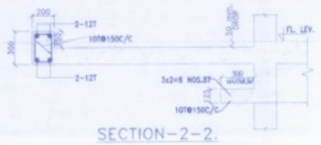
SECTION-2-2.

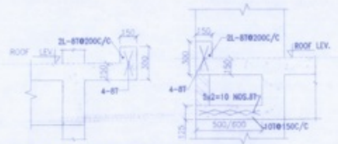
TYPICAL SECTION AS ARCH ELEVATION REQUIREMENT AT ROOF LEV.

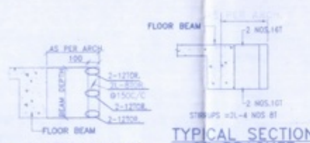
TYP. SECTION OF DUCT

TYPICAL SECTION OF BRACKET

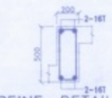
REINF. DETAIL OF BX-3 & BX-9.

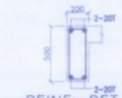
REINF. DETAIL OF BX-6.

REINF. DETAIL OF BY-2.

REINF. DETAIL OF BY-2A.

REINF. DETAIL OF RBY-3A.

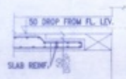
SECTION-X-X.

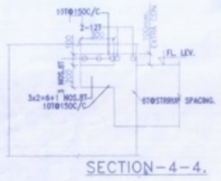
SECTION-4-4.

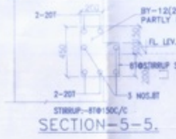
SECTION-5-5.

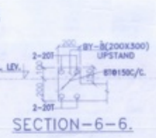
SECTION-6-6.

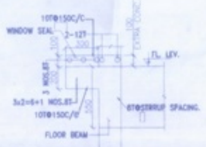
SECTION-3-3.
TYPICAL DETAIL OF WINDOW SEAL

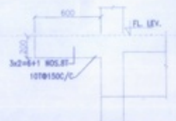
SECTION-9-9.
TYPICAL SECTION SHOWING PROJECTION OF SLAB THICKNESS.
(POSITION AS PER ARCH. REQUIREMENT.)

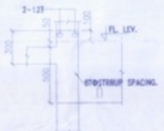
SECTION-7-7.

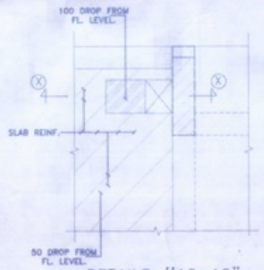
DETAILS-"10-10"

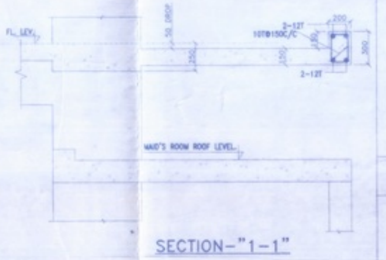
SECTION-"1-1"

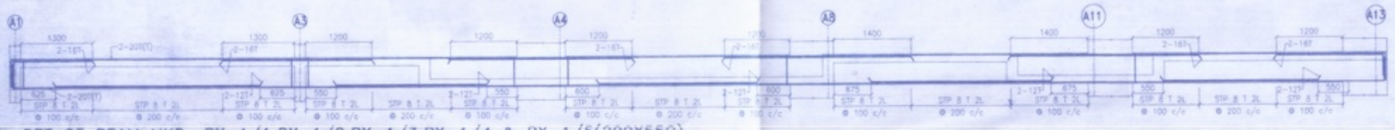
DET OF BEAM MKD:-BX-1/1,BX-1/2,BX-1/3,BX-1/4 & BX-1/5(200X550).

DET OF BEAM MKD:-BX-2(200X500).

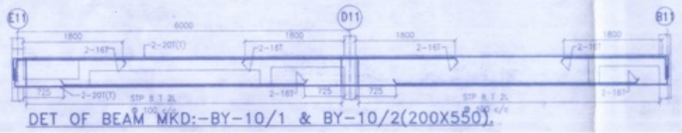
DET OF BEAM MKD:-BY-10/1 & BY-10/2(200X550).


DET OF BEAM MKD:-BX-4/1,BX-4/2,BX-4/3 & BX-4/4(300X550).

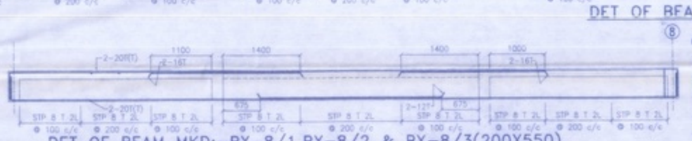
DET OF BEAM MKD:-BX-8/1,BX-8/2 & BX-8/3(200X550).

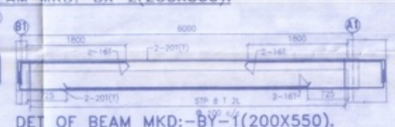
DET OF BEAM MKD:-BY-1(200X550).

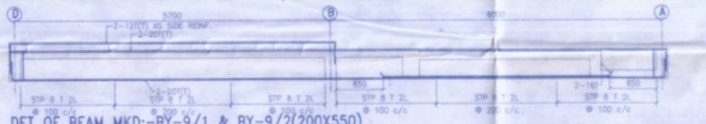
DET OF BEAM MKD:-BY-9/1 & BY-9/2(200X550)

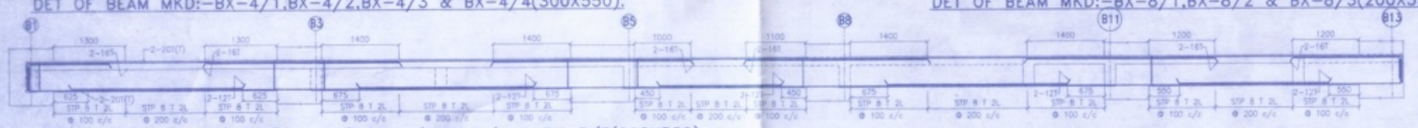
DET OF BEAM MKD:-BX-5/1,BX-5/2,BX-5/3,BX-5/4 & BX-5/5(200X550).

DET OF BEAM MKD:-BY-6(200X550).
DET OF BEAM MKD:-BY-6A(200X550) SAME BUT MIRROR.

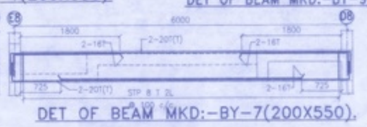
DET OF BEAM MKD:-BY-7(200X550).

DET OF BEAM MKD:-BY-4(200X550).

DET OF BEAM MKD:-BX-7/1,BX-7/2,BX-7/3,BX-7/4 & BX-7/5(200X550).

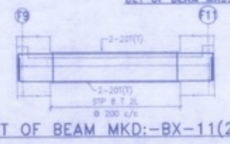
DET OF BEAM MKD:-BX-11(200X650).

DET OF BEAM MKD:-BY-3(200X550).

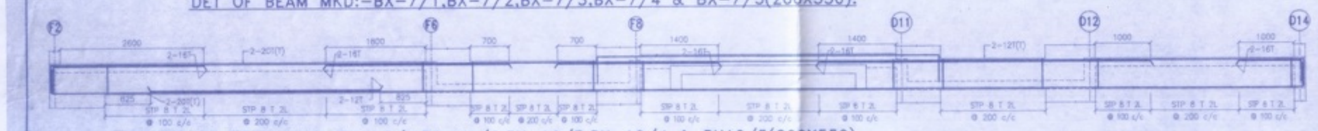
DET OF BEAM MKD:-BX-10/1,BX-10/2,BX-10/3,BX-10/4 & BX10/5(200X550).

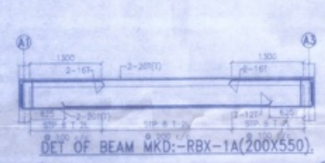
DET OF BEAM MKD:-RBX-1A(200X550).

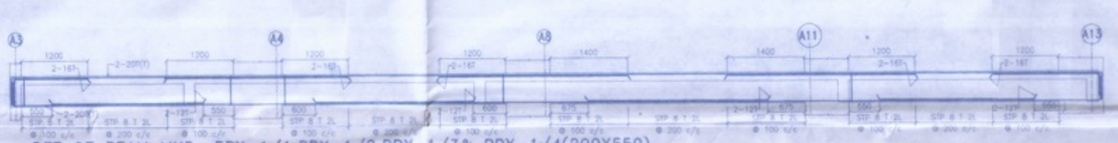
DET OF BEAM MKD:-RBX-1/1,RBX-1/2,RBX-1/3& RBX-1/4(200X550).

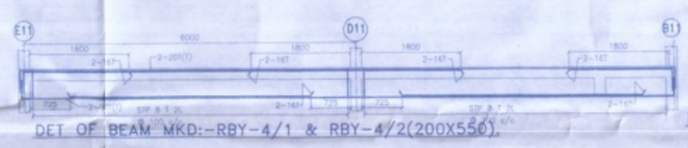
DET OF BEAM MKD:-RBY-4/1 & RBY-4/2(200X550).

DET OF BEAM MKD:-RBY-2A(200X550).

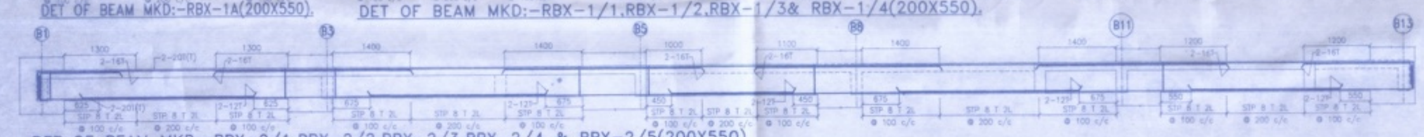
DET OF BEAM MKD:-RBX-2/1,RBX-2/2,RBX-2/3,RBX-2/4 & RBX-2/5(200X550).


DET OF BEAM MKD:-RBY-5/1 & RBY-5/2(200X550).


DET OF BEAM MKD:-RBY-3(200X550).

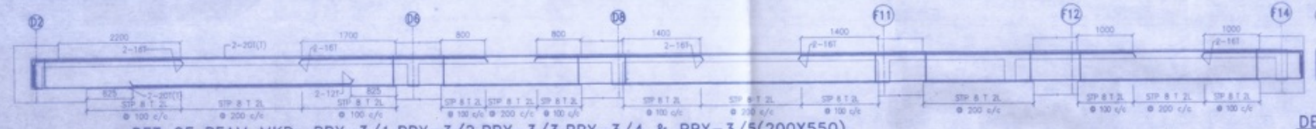
DET OF BEAM MKD:-RBX-3/1,RBX-3/2,RBX-3/3,RBX-3/4 & RBX-3/5(200X550).

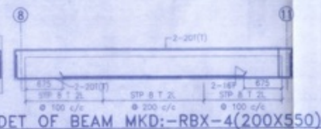
DET OF BEAM MKD:-RBX-4(200X550).

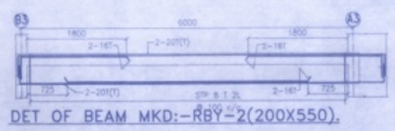
DET OF BEAM MKD:-RBY-2(200X550).

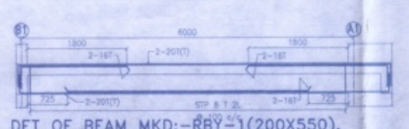
DET OF BEAM MKD:-RBY-1(200X550).


DET OF BEAM MKD:-RBX-6(200X550).

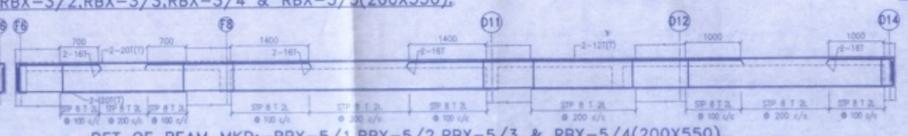
DET OF BEAM MKD:-RBX-5/1,RBX-5/2,RBX-5/3 & RBX-5/4(200X550).

REINFORCEMENT SCHEDULE		
BAR MKD.	REINFORCEMENT	
b1	8T@300C/C ALTERNATELY PLACED	b1
b2	8T@300C/C	b2
b3	10T@200C/C	
b4	8T@200C/C	
t1	10T@150C/C	
t2	8T@200C/C	
t3	10T@200C/C	
t4	8T@100C/C	

DISTRIBUTOR BARS TO HOLD TOP BAR SHALL BE 8T@250C/C
U.O.N. ALL BOTTOM BAR b4.
U.O.N. ALL TOP BAR t4.

A. GENERAL NOTES:

1. ALL DIMENSIONS ARE IN mm & LEVELS ARE IN M. U.N.O.
2. GRADE OF REINFORCEMENT IS Fe500.
3. GRADE OF CONCRETE SHALL BE M25.
4. LAP/BONDS LENGTH SHALL BE 50xD WHERE 'D' IS THE DIA. OF SMALLER BAR.
5. CLEAR COVER TO REINFORCEMENT:-
   a. FOUNDATION = 50 mm;
   b. TIE BEAM/COLUMN = 40 mm;
   c. FLOOR / WAIST SLAB = 20 mm;
6. UNLESS MENTIONED MIX OF P.C.C. WILL BE 1:3:6 (CEMENT:SAND:S.CHIPS).

B. SIGNATURE OF OWNER :

PURTI HOTELS AND RESORTS PVT. LTD.
Director

ABHIYAN COMMERCIAL PVT. LTD.
Director

GODBALAJI TRADELINK (P) LTD.
Director

SIGNATURE OF OWNER

C. CERTIFICATE OF STRUCTURAL ENGINEER :

CERTIFIED THAT 'THE STRUCTURAL DESIGN & DRAWINGS OF BOTH FOUNDATION & SUPER STRUCTURE OF THE BUILDING HAS BEEN MADE BY ME CONSIDERING ALL POSSIBLE LOADS INCLUDING THE SEISMIC LOAD AS PER THE NATIONAL BUILDING CODE OF INDIA AND CERTIFIED THAT IT IS SAFE AND STABLE IN ALL RESPECTS.'

KOUSHIK SENGUPTA
B.E. (CIVIL) M.E. (STRUCTURE)
E. S. E. - I/ 76 (K. M. C.)
SIGNATURE OF STRUCTURAL ENGINEER
KOUSHIK SENGUPTA

D. CERTIFICATE OF ARCHITECT:

I CERTIFY THE PLAN ITSELF WITH FULL RESPONSIBILITY THAT THE BUILDING PLAN HAS BEEN DRAWN UP AS PER BUILDING BYLAWS. THE BUILD UP SITE IS NOT A TANK OR FILLED UP TANK AND ALSO CONFIRMED THE SAID BUILDING IS SAFE AND STABLE IN ALL RESPECT.

VIVEK SINGH RATHORE
Registered Architect
Reg. No. CA/2001/28162
SIGNATURE OF ARCHITECT
VIVEK SINGH RATHORE

E. PROJECT:

PROPOSED TYPICAL G+1 BUNGALOW(TYPE-B3) FOR RESIDENTIAL COMPLEX AT DAG 408,409,162,473,163,164,474,475,480,481,482,483,484, 485,210,605.486,487,488,604,489,490,496,497,596,595,593,594,580,583,584, 585,586,588,592,591,590,589,588,504,505,513,MOUZA-SOMSARA & SRIRAMPUR,P.S.-DADPUR, P.O.- HANRAL, DIST.- HOOGLY,WEST BENGAL

F. CLIENT:

GOD BALAJI TRADELINK PVT. LTD.
14 N.S Road, Kolkata-700001

Purti Hotels & Resorts Pvt. Ltd.
14 N.S Road, Kolkata-700001

ABHIYAN COMMERCIAL PVT. LTD.
49A,T.C. ROAD,KOLAKTA -700053

G. ARCHITECTS:

salient
Ecostation, BP - 7, 8th Floor, Sector V,
Salt Lake, Kolkata - 700091 , India
email:projects@salientdesignstudio.com
Tel: 033-23670979 , 23679080/81
www.salientdesignstudio.com

May be technically vetted
Assistant Engineer
Hooghly Zilla Parishad

Technically vetted
District Engineer
Hooghly Zilla Parishad

THIS DRAWING IS THE PROPERTY OF SALIENT AND IS NOT TO BE REPRODUCED, COPIED, HANDED OVER TO A THIRD PARTY OR USED FOR ANY PURPOSE OTHER THAN THAT FOR WHICH IT HAS BEEN LOANED.

SANCTION DRAWING

TITLE:
SCHEDULE AND DETAILS FOR FIRST FLOOR & ROOF LEVEL OF VILLA B3

DWG NO	NOTE:	DATE:	REV:
ST/MERAKI/SANC/B3-2	Scale: N.T.S	07.06.2023	