KOLKATA MUNICIPAL CORPORATION
BUILDING PERMIT
PRECIPITATION
Building Division
Date of Issue 15/10/14
Date of Expiry
Building Department

TECHNICAL ADVISOR BUILDING (BR-VIII) K.M.C

A.E.(C) BUILDING BR-VIII

LOCATION PLAN
SCALE-1:4000

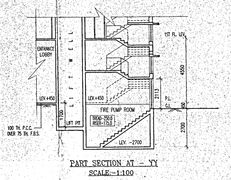

PART SECTION AT – YY
SCALE-1:100

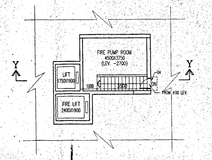

PART PLAN OF UNDER GROUND FIRE PUMP ROOM
SCALE-1:100

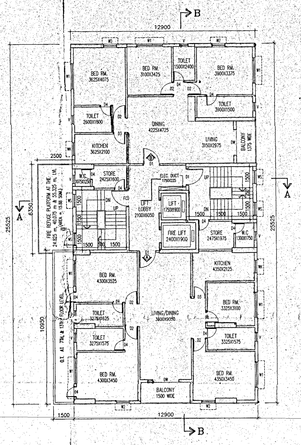

1ST, 2ND, 3RD, 7TH, 8TH, 9TH, 13TH, 14TH, & 15TH FLOOR PLAN
SCALE-1:100

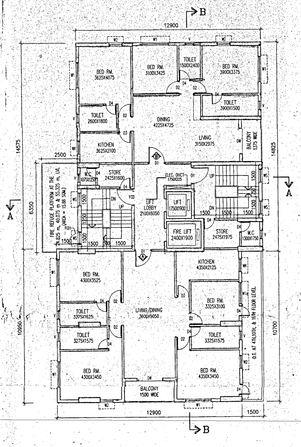

4TH, 5TH, 6TH, 10TH, 11TH, 12TH, 16TH & 17TH FLOOR PLAN
SCALE-1:100

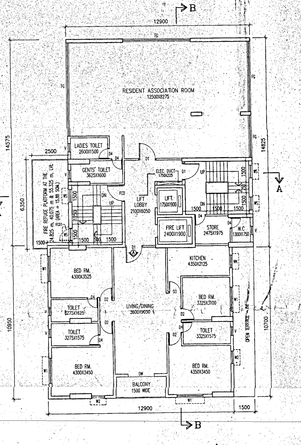

18TH FLOOR PLAN
SCALE-1:100

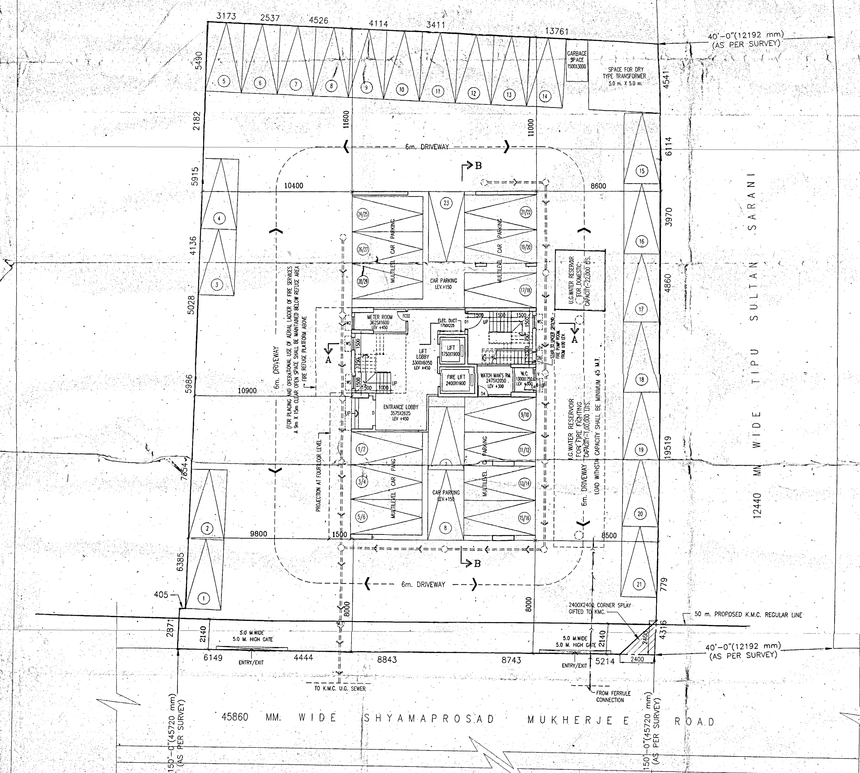

GROUND FLOOR PLAN
SCALE-1:100

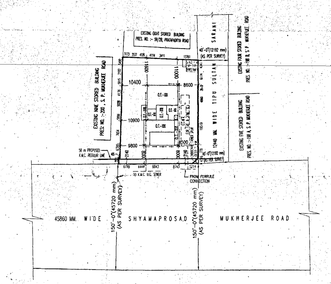

SITE PLAN
SCALE-1:500

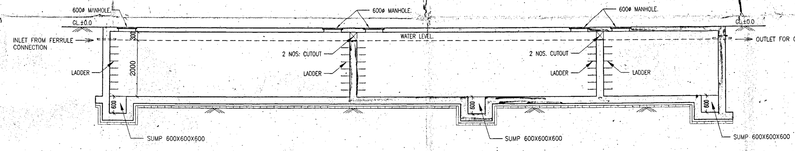

SECTION AT – XX
SCALE-1:50

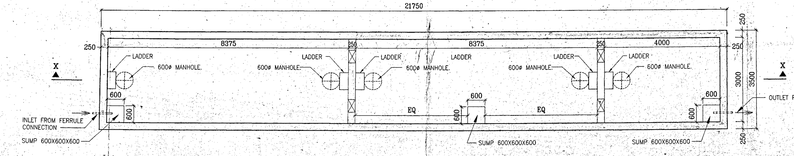

UNDER GROUND WATER RESERVOIR FOR FIRE FIGHTING
CAPACITY – 1,00,000 LTS (APPROX)

UNDER GROUND WATER RESERVOIR FOR DOMESTIC
CAPACITY – 22,000 LTS (APPROX)

PLAN
SCALE-1:50

EXISTING STRUCTURE
SCALE-1:200

SCHEDULE OF DOORS & WINDOWS							
TYPE	SILL	LINTEL	SIZE	TYPE	SILL	LINTEL	SIZE
D	–	2100	1800X2100	W	600	2100	1800X1200
D1	–	2100	1200X2100	W1A	800	2100	1500X1200
D2	–	2100	900X2100	W2	900	2100	900X1200
D3	–	2100	825X2100	W4	1050	2100	2100X1050
D4	–	2100	750X2100	W5	900	2100	900X1200
DM	–	2100	1800X2100	V	1200	2100	600X600
FD3	–	2100	1200X2100	FX	275	2100	1950 X450
FD21	–	2100	900X2100				
FD22	–	2100	750X2100				

GENERAL NOTES

1. ALL DIMENSIONS ARE IN MM.
2. ALL EXTERNAL WALLS 300th & 200th & INTERNAL WALLS 125 & 75 THK. UNLESS OTHERWISE MENTIONED.
3. ALL MASONRY WORKS ARE BONDED BY CEMENT MORTAR (1:6) & (1:4).
4. EXTERNAL PLASTER IS 20TH & INTERNAL PLASTER IS 12MM. THK. WITH 1:4 MORTAR.
5. ALL CONC. GRADE IS M200 (1:1:3:3).

CERTIFICATE OF OWNER

1. I ENGAGED ARCHITECT AND C.S.E DURING CONSTRUCTION
2. I FOLLOWED THE INSTRUCTIONS OF ARCHITECT AND C.S.E DURING CONSTRUCTION OF THE BUILDING.
3. DURING CONSTRUCTION WILL NOT BE RESPONSIBLE FOR STRUCTURE, STABILITY OF BUILDING AND ADJOINING STRUCTURE.
4. IF ANY SUBMITTED DOCUMENT IS FOUND TO BE FAKE THE K.M.C. AUTHORITY MAY REVOKE THE SANCTION PLAN.
5. THE CONSTRUCTION OF WATER RESERVOIR AND SEPTIC TANK EXECUTED UNDER THE GUIDENCE OF ARCHITECT & C.S.E.

For PRAVARTI EMPIRENT HEIGHTS LLP
Designated Partner / Partner

SIGNATURE OF OWNER

CERTIFICATE OF STRUCTURAL ENGINEER

CERTIFIED THAT, THE STRUCTURAL DESIGN & DRAWINGS OF BOTH FOUNDATION & SUPER STRUCTURE OF THE BUILDING HAS BEEN MADE BY ME CONSIDERING ALL POSSIBLE LOADS INCLUDING THE SEISMIC LOAD AS PER THE NATIONAL BUILDING CODE OF INDIA AND CERTIFIED THAT IT IS SAFE & STABLE IN ALL RESPECTS.

SOIL INVESTIGATION REPORT HAS BEEN DONE BY MR. ALOK ROY OF 6A, MILAN PARK, P.O.+CAMA, KOLKATA-700084, THE RECOMMENDATION OF SOIL REPORT HAS BEEN CONSIDERED DURING STRUCTURAL CALCULATION.

SANJIV J. PAREKH
M.E.(STRUCTURAL),CONSTRUCTION ENG.
C. E. P.W.D.P.WEST BENGAL
DIR. & STRUCTURAL ENGINEER

SAMIR GUHA
BSC. ECE, FIE-P-114564-B
CHARTERED ENGINEER
DIR. & STRUCTURAL ENGINEER

SIGNATURE OF STRUCTURAL ENGINEER

CERTIFICATE OF ARCHITECT

THE L.B.A. HAS CERTIFIED ON THE PLAN ITSELF WITH FULL RESPONSIBILITY THAT THE BUILDING PLAN HAS BEEN DRAWN UP AS PER PROVISION OF K.M.C. BLDG. RULES 2009, AS AMENDED FROM TIME TO TIME AND THAT THE SITE CONDITION INCLUDING THE WIDTH OF THE ABUTTING ROAD CONFIRM WITH THE PLAN AND IT IS A BUILD UP AREA SITE AND NOT A TANK OR A FILLED UP TANK.

Rajkumar Agarwal
Architect
Member of Council of Architectes No. / 1797

SIGNATURE OF ARCHITECT

TITLE

GROUND FLOOR PLAN, 1ST TO 17TH FLOOR PLAN, 18TH FLOOR PLAN, SITE PLAN, LOCATION PLAN, EXISTING STRUCTURE, PART PLAN & PART SECTION OF UNDER GROUND FIRE PUMP ROOM & DETAILS OF U.G.WATER (FIRE & DOMESTIC) RESERVOIR.

PROJECT

PROPOSED G+XVIII*(50.9 M. HT.) STORIED RESIDENTIAL BUILDING AT PREMISES NO. 200A, SHYAMAPROSAD MUKHERJEE ROAD, KOLKATA – 700026.
WARD NO – 88, BOROUGH – VIII.

DATE	JOB. NO.	DRAWN	CHECKED	SHEET NO.
22.06.16	ASC/PZ/BS/MB	SAMIR	NIRMAL	1 OF 2

SCALE: 1:100,200,50 UNLESS MENTIONED

ARCHITECT

RAJ AGRAWAL & ASSOCIATES
88, NAHA STREET,KOLKATA – 16

AREA STATEMENT

AREA OF PLOT = (CT 8-4-09 OH-05 SFT.) (AS PER DEED)	= 1442.77 SQM.
SPLAY CORNER AREA	= 2.88 SQM.
PLOT AREA AFTER SPLAYING	= 1439.89 SQM.
PERMISSIBLE FAR (2.5+0.5) (FOR METRO CORRIDOR)	= 3.0
PERMISSIBLE BUILT UP AREA (1442.77*3.0)	= 4327.372 SQM.
PROPOSED BUILDING NE. (G+XVIII)	= 59.9 M
POMESTIC GROUND COVERAGE (50%)	= 720.05 SQM.
PROPOSED GROUND COVERAGE (22.82%)	= 329.25 SQM.
PROPOSED FAR (2.28)	= 3.28 SQM.
PRE. G.C. NE. 3B, 3A, 2B, 2A, 1B, 1A, 6B & 6A (1ST FLOOR FLAT NE. 4B, 4A, 3B, 3A, 2B, 2A, 1B, 1A, 6B, 6A, 7B & 7A (2ND FLOOR FLAT)	= 320.994 SQM.
PRO. TOTAL FLOOR AREA (329.25+320.994+320.994+320.994

GOVERNMENT OF WEST BENGAL
Office of the Director General
West Bengal Fire & Emergency Services
1-B, Abanindra Sarani (Annexe Building), Kolkata – 700 074.

Memo No.: WBFES/701 / 16 (Land&NOC)/(F-02) Date: 01.07.21

From : The Director
West Bengal Fire & Emergency Services.

To : The Designated Partner / Partner
Pramod Kumar Singhee LLP
Premises No. 11/1, Ballygunge Circular Road
Post Office, 8th Floor, Home Facility,
Kolkata – 700 027.

Sub : Fire Safety Recommendations for proposed construction of G+XVIII(A) Residential building at the Premises No. 20/1, Mysore Pramod Kumar Singhee P.S. – Ballygunge, Ward No. – 68 (NEW), Borough-VIII, Kolkata – 700 042.

This is in reference to your letter No. NIL Dated. 11.01.2021 regarding Fire Safety recommendations of G+XVIII(A) Residential building at the Premises No. 20/1, Mysore Pramod Kumar Singhee P.S. – Ballygunge, Ward No. – 68 (NEW), Borough-VIII, Kolkata – 700 042.

The site submitted by you was scrutinized and upon a Broad assessment from the point of view of fire safety, on meeting out of plan with recommendation, the office is being pleased to recommend for issue of Fire NOC for proposed building subject to compliance of the following fire safety measures.

Enclosed :

1. One set of plan.
2. Recommendation placed below the

Dy. Divisional Officer
West Bengal Fire & Emergency Services

RECOMMENDATION

A. CONSTRUCTION:

1. The whole construction of the proposed building shall be carried out as per approved plan drawings conforming the relevant building rules of Local Municipal Body.
2. The Rise main materials NB of shall be suitably compartmented by operable valve at ceiling level leading at least two hose Fire standing connection.
3. Electrical installation of the building shall be made low flame spread materials conforming I.S. specifications.
4. Provision of ventilation at the corners of the Central core floor of the building shall be provided.
5. Arrangements shall have to made for setting up the vertical hose by the assistance of adequate manpower.
6. Fire Safety Recommendations for proposed construction of G+XVIII(A) Residential building at the Premises No. 20/1, Mysore Pramod Kumar Singhee P.S. – Ballygunge, Ward No. – 68 (NEW), Borough-VIII, Kolkata – 700 042.

B. FIRE PROTECTION:

1. The open space surrounding the building shall confirm the internal building rules as well as provide the accessibility and maneuverability of the appliance with having facility.
2. The approach roads shall be sufficiently strong to withstand the load of the Fire Fighting up to 45 Ton.
3. Provision of the height of the access gate less than the provision shall not less than 4.7 M permitting entering the unit.

C. STAIRCASE:

1. The staircase of the building shall be enclosed type. Under construction shall be made of Fire/or R.C.C type having fire resisting capacity not less than 4 hours.
2. Provision of Fire Door shall be made at the entrance of the lobby of the floor which shall be made from shall be the external wall of the building.
3. The width of the staircase shall be made as marked in the plan. Corridor and the exit doors shall conforming the relevant building rules and not in crime of the concerned pub. Wide up to the entrance.
4. The staircase shall be constructed in a manner of the building and shall be acceptable to such other relevant acting rules as well.
5. Fire and smoke door at the staircases of all the staircase entrances as marked in the plan as such door level shall be provided. The F.C.D. shall be of 4 hour one hour fire resisting with glass window fitted with self closing type operable in the direction of escape.

D. LIFT:

1. The width of lift of the enclosure shall be at least two hours fire-fighting type.
2. Collapsible gate shall not be provided.
6. One of the lift shall be designed for Fire Lift. Use Wind TYPE LIFT shall compulsorily without ground floor.
7. In case of failure of normal electric supply, it shall automatically rely to alternate supply and also shall have manually operated charge over facility. Alternatively, the lift shall be so wired that it can be operated by a single phase 5 amp power supply.
8. All other requirements shall confirm the I.S. specifications including the recommendations Bodies in the lift case connecting with the Fire Control Room of the building.

E. HYDRANT:

1. Hydrant system and Fire Hose 15 Nos. Shall be provided in the external wall with conditions protection or other suitable means. (I.S.3844, 4527Part 1) Hydrant system in the building as per the Rules.
2. The Refuge Area shall be of the working construction and provided with self closing F.C.D of the entrance from the corridors in staircase lobby.
3. Fire Extinguisher of 5 Kg. Type shall be made in the flat are acceptable by the Fire Services Under Fire Act Control.

F. FIRE FIGHTING WATER:

Underground water reservoir having water capacity of 1,00000 Ltrs. and overhead reservoir of 50,000 Ltrs. capacity shall be provided for the Fire Fighting purpose. Arrangement of Fire Hydrant probably from two different sources of water supply. Arrangement of Fire Hydrant system in the building shall be made as per I.S. 3844 Part 1 & 2 Fire Hydrant system and Fire Hose reel system shall be kept ready at all times.

G. WATER LAYOUT SYSTEM:

1. The staircase of the building shall be provided with Wet Riser Pipe with provision of landing valve at the Basement Terrace/roof landing at the rate of one each floor for 1000 Sq. m of floor area. The Terrace/roof landing shall be provided with a Hose box containing 2 nos. of Fire hose of 15 mtrs each and a suitable branch pipe with nozzle.
2. Provision of Fire Hose reel of 30 mtrs length shall be made in the form of a flat hose reel arrangement on the top floor outside. In both cases the running pressure shall be not less than 3.5 kgs/Cm2. All other requirements shall conforming I.S. 3844-1968.
3. The Wet Riser installation shall be made in reference to the height of the building in stage wise manner.
4. 2nd Stage – Ground floor to 9th floor Office Occupancy.
5. 3rd Stage – 10th Floor to Top Floor Office Occupancy.
6. A separate riser of 150 mm internal dia pipe line shall be provided for automatic sprinkler system.
7. Provision of Fire Hose Reel units in stairwells shall be provided at every 50% external wall of the building.
8. Hydrant Ring Main Hydrant with provision of adequate stockiest Hydrant shall be installed connecting the building in accordance with relevant I.S specifications.
9. Auto fire detection & alarm system with the help of addressable type and smoke detector system installation shall be installed at all places of below and periodically above false ceiling, corridor, staircase, lift lobby, lift machine room, lift pit, lift shaft, lift car top, electrical room, pump room, other suitable activity have been made. The site requirements of the system shall be made in accordance with I.S 2189-1988.
10. The supervisory system shall be made with the Refrigeration and/or air conditioning and electric processing and fire-cross and is a cause of emergencies or failure.
11. Fire Alarm system shall be made in accordance with the Indian Standard Code of Practice Systems will connected to the upper floor and Indian Standard Code of Practice.

H. FIRE-FIGHTING SYSTEM:

Hydrant system (Internal & External) shall be provided in accordance with the Indian Standard Code of Practice.

I. AIR CONDITIONING SYSTEM:

1. Air Conditioning system shall be made with Fire-safe precautions. Fire Dampers in Duct for individual Room.
2. Arrangement shall be made for isolation of the passages in ducts by incorporating suitable dampers in the Air Conditioning System.
3. The system of ducts and other devices of AC&V shall be incorporated with the safe direction and other system.
4. Fire Alarm system shall be made and shall be and for storage of any combustible materials.

J. SMOKE AND FIRE DAMPERS SYSTEM:

Fire and Fire fighting arrangement in the table of placing suitable type of portable Fire Extinguisher in the building. Fire Alarm system and Automatic Sprinkler of the premises shall be made in accordance with I.S. 2189-1988.

K. MANUAL LADDER AUTOMATIC MECHANICAL OR LADDER PARKING SYSTEM:

1. Mechanical Design – The M.L.P. shall be mechanical operated and constructed.
2. Vertical Dock Separation – The M.L.P. being M.L.C.P level, vertical Fire separation shall be provided. The M.L.P. shall be provided with a Fire Resistant Vertical Dock separation (horizontal and plate) shall be provided. Fire & ventilation sheet disappearance of Smoke & Heat on the upper floor and also to prevent dripping of any possible burning fuel in the lower floor. The Fire Resistant Vertical Dock separation shall be provided in continuous ceiling of at least two the external wall shall be provided at the ground level.
3. Fire Alarm System – Fire Alarm system shall be provided in accordance with I.S 2189-1988.
4. Natural Ventilation – Each car parking shall be provided with Natural Ventilation – Each car parking shall be provided with Natural Ventilation, Ventilation shall be provided in accordance with I.S. 2189-1988.
5. Operating System – Both mechanical and manual type operating system shall have to be provided.

L. GENERAL RECOMMENDATIONS:

1. Fire Extinguisher shall have to be obtained for proposed starting and processing with L.P.G and Electrical Fire Extinguisher.
2. Disposable type B.A. shall be kept ready for emergency fire situation.
3. Fire Alarm system shall be provided in all floor areas of the building as per I.S. 2189-1988 Code of Practice for Installation of Fire Alarm System.

M. HYDRANT INSTALLATION:

Underground Hydrant installation shall be provided in all floor areas of the building as per I.S. 3844-1989 Code of Practice for Installation of Hydrant System.

N. FIRE PUMP:

1. Provision of the Fire Pump shall have to be made to supply water at the rate designed pressure and discharge for the water hose reel system, which shall be installed in the building. One such pump shall always be kept ready for the Fire Fighting purpose.
2. A separate Fire pump shall be installed for the solid sprinkler installation of the building. Provision of Jockey Pump shall also have to be made to keep the water hose reel system under pressure at all the time. All the pumps shall be incorporated with hub manual and auto starting facilities. The number of pumps shall probably of positive type or in case of negative suction the suction shall be not more than 6 meters. The suction of the pump shall be made with a foot valve.

O. ELECTRICAL INSTALLATION & MAINTENANCE:

1. Electrical installation shall be made in accordance with the Indian Standard Code of Practice for Electrical Installation in Buildings.
2. Electrical distribution System shall conform all the requirements as laid in I.S. 3043-1966.
3. For every 2000 Sq.meters above floor ceiling 500 years insulated cable shall be used. Transformer shall be made in accordance with I.S.2026 and other electrical system shall be in the ground floor level, the electric rooms shall be at least 30m. The existing capacity adequate ventilation arrangement shall have to be made as per the requirements of the concerned authority and other electrical installation.
4. All electrical installations viz. Transformer, Switch Gear, L.T. panel etc. shall be provided with both auto detection and suppression systems as per relevant I.S. specifications.
5. Arrangement shall have to be made to supply power with the help of a generator to operate at least the Fire Pump, Hydrant System, Lift and Fire Alarm System, etc and also the Emergency lighting Systems, etc. and other places if necessary, of the building in case of normal power failure.

P. PROTECTION AND ALARM SYSTEM:

1. Addressable analogue smoke detector installed Control of Fire Alarm system with a base two numbers of hand glass type call boxes, Hooter, Bell, Sounder, Flashing Beacon, Alarm system, etc such floor connecting with visual panel board shall be made in Control Room. The Control Room shall be located at the entrance of Ground Floor of the building, other requirements of the system shall be made conforming I.S 2189-1988.

Q. GENERAL RECOMMENDATIONS:

1. The whole Fire Fighting and evacuation Plan for building shall be prepared and be displayed at all relevant places of the building.
2. Fire Extinguisher of adequate capacity shall be displayed prominently.
3. The company and security staff shall be conversant with Modern Fire Fighting equipments of the building and be trained to operate in the event of Fire and Fire Fighting.
4. The Fire Safety Officer of the building shall be responsible for proper maintenance of all the Fire Safety installation and equipment installed in the building or keep them in perfectly good condition and in working order at all times.
5. A complete Fire Safety Manual shall be maintained round the clock for safety of the building.
6. Periodic practice and evacuation drill shall be performed periodically with participation of all the occupants of the building.
7. Each year a certificate is to be obtained from the Director General, West Bengal Fire & Emergency Services from a competent Fire Safety Consultant or Fire Safety Officer certifying the Fire Safety installations and equipment installed in the building or keep them in perfectly good condition and in working order at all times.

On compliance of all the above Fire and Life safety recommendations, the Director General, West Bengal Fire & Emergency Services shall be approached for necessary inspection and issuance of Fire NOC. The Fire Safety Certificate in favour of the occupancy shall be issued on being satisfied with the compliance of the above Fire Safety Recommendations and Fire Safety measures.

N.B. Any deviation and change in the name of use of the building in respect of the approved plan drawing, without obtaining prior permission from this office, vitiate this Fire Recommendation with no issued or cancelled.

DIRECTOR
FOR PROTECTION BANG. S.
WEST BENGAL FIRE & EMERGENCY SERVICES

PARTY'S COPY

Plan for Water Supply arrangement including SEWALI G. & O. H. reservoirs should be submitted at the Office of the Ex-Engineer Water Supply and the sanction obtained before proceeding with the work of Water Supply any deviation may lead to disconnection/demolition.

A suitable pump has to be provided i.e. pumping unfiltered water for the distribution to the flushing cisterns and urinals in the building incase unfiltered water from street main is not available.

No rain water pipe should be fixed or discharge on the Road or Footpath. Drainage plan should be submitted at the Borough Executive Engineer's Office and the sanction obtained before proceeding with the drainage work.

Necessary steps should be taken for the safety of the lives of the adjoining public and private properties during construction.

DEVIATION WOULD MEAN DEMOLITION

THE SANCTION IS VALID UP TO 06/07/2021

KOLKATA MUNICIPAL CORPORATION
BUILDING PERMIT
Premises No. 20/1, Mysore Pramod Kumar Singhee P.S. Ward No. 068 (NEW)
Borough No. (VIII)
Sanction Valid Upto 06/07/2021
No. 2021090001 Dt. 01/07/2021
BUILDING DEPARTMENT

The building materials that will be stacked on Road/Passage or Foot-path beyond 3-months after the construction of G. Floor, whichever is earlier may be seized forthwith by the K.M.C. at the cost and risk of the owner.

CONSTRUCTION SITE SHALL BE MAINTAINED TO PREVENT MOSQUITO breeding as per REQUIRED U/S 491 (1) & (2) OF CMC ACT 1980 IN SUCH MANNER SO THAT ALL WATER COLLECTION & PONDS, ARVI LIFT WELLS, VATS, SAUSEPITT CURING SITES, OPEN RECEPTACLES ETC. MUST BE EMPTIED COMPLETELY TWICE A WEEK.

All Building Materials to necessary & construction should conform to standard specified in the National Building Code of India.

Non Commencement of Erection/ Re-Erection within Two Year will Require Fresh Application for Sanction

Sanctioned subject to demolition of existing structure in private open space as per plan before construction is started

Executive Engineer
Building Department
Borough No. (VIII)
Kolkata

Sanctioned by Kolkata Municipal Corporation
The Building Rules, 1985 and 1989

A. E. (C)
BUILDING
BR.-VIII

TECHNICAL ADVISOR
BUILDING (BR-VIII)
K.M.C

Building Department
RECEIVED
CONTROL PART (FIRST)
20 JUL 2021

RESIDENTIAL BUILDING