


## VAC Realty LLP

### BALANCE SHEET AS AT 31ST MARCH 2018


Particulars	Note No	Amount(Rs.) As At 31.03.2018	Amount(Rs.) As At 31.03.2017
<b>I. Capital And Liabilities</b>			
<b>(1) Capital Accounts</b>			
(a) Partners Fixed Capital Account	2.1.1	2,50,000.00	2,50,000.00
(b) Partners Current Capital Account	2.1.2	(1,05,416.80)	(96,308.29)
Reserve & Surplus	2.2	-	-
<b>(2) Current Liabilities</b>			
(a) Short-term borrowings	2.3	8,04,67,961.19	3,36,47,141.47
(b) Other Current Liabilities	2.4	15,07,313.96	5,19,103.00
<b>Total</b>		<b>8,21,19,858.35</b>	<b>3,43,19,936.18</b>
<b>II. Assets</b>			
<b>(1) Current assets</b>			
(a) Inventories	2.5	7,61,24,718.87	3,36,83,140.18
(b) Cash and Cash Equivalents	2.6	5,28,878.77	2,86,146.00
(c) Short Term Loans & Advances	2.7	34,94,030.00	3,50,650.00
(d) Other Current Assets	2.8	19,72,230.71	-
<b>Total</b>		<b>8,21,19,858.35</b>	<b>3,43,19,936.18</b>

For VAC Realty LLP



Amarjit Banthia  
DPIN - 00207953  
(Partner)

Mamta Banthia  
DPIN - 00221139  
(Partner)

  
Vrinda Modi  
DPIN - 02141467  
(Partner)




**VAC Realty LLP**

**STATEMENT OF PROFIT AND LOSS FOR THE PERIOD ENDED 31ST MARCH 2018**

Particulars	Note No	Amount(Rs.)	Amount(Rs.)
		As At 31.03.2018	As At 31.03.2017
Revenue from Operations		-	-
Other Income		-	-
<b>Total Revenue</b>		-	-
<u>Expenses:</u>			
Changes in inventories of work-in-progress	2.9	(4,24,41,578.69)	(3,29,41,366.18)
Other Expenses	2.10	4,24,50,687.20	3,29,57,665.00
<b>Total Expenses</b>		<b>9,108.51</b>	<b>16,298.82</b>
Profit before Exceptional and Extraordinary Items and Tax		(9,108.51)	(16,298.82)
Exceptional Items		-	-
Profit before Extraordinary Items and Tax		(9,108.51)	(16,298.82)
Extraordinary Items		-	-
Profit Before Tax		<b>(9,108.51)</b>	<b>(16,298.82)</b>
Tax expense:			
Current Tax		-	-
Deferred Tax Liability Created		-	-
Profit(Loss) from the period from continuing operations		(9,108.51)	(16,298.82)
Profit/(Loss) from discontinuing operations		-	-
Tax expense of discontinuing operations		-	-
Profit/(Loss) from Discontinuing operations		-	-
Profit/(Loss) for the period		<b>(9,108.51)</b>	<b>(16,298.82)</b>

For VAC Realty LLP



Amarjit Banthia  
DPIN - 00207953  
(Partner)

Mamta Banthia  
DPIN - 00221139  
(Partner)



Vrinda Modi  
DPIN - 02141467  
(Partner)



**VAC Realty LLP**

**NOTES ON ACCOUNTS**

**2.1.1 PARTNER'S FIXED CAPITAL ACCOUNT**

	<b>Amount(Rs.) As At 31.03.2018</b>	<b>Amount(Rs.) As At 31.03.2017</b>
<b><u>Amarjit Banthia</u></b>		
Opening Capital	1,75,000.00	50,000.00
Add Capital Introduced	-	1,25,000.00
<b>Closing Capital Capital</b>	<b>1,75,000.00</b>	<b>1,75,000.00</b>
<b><u>Mamta Banthia</u></b>		
Opening Capital	50,000.00	50,000.00
Add Capital Introduced	-	-
<b>Closing Capital Capital</b>	<b>50,000.00</b>	<b>50,000.00</b>
<b><u>Vrinda Modi</u></b>		
Opening Capital	25,000.00	-
Add Capital Introduced	-	25,000.00
<b>Closing Capital Capital</b>	<b>25,000.00</b>	<b>25,000.00</b>
	<b>2,50,000.00</b>	<b>2,50,000.00</b>

**2.1.2 PARTNER'S CURRENT CAPITAL ACCOUNT**

	<b>Amount(Rs.) As At 31.03.2018</b>	<b>Amount(Rs.) As At 31.03.2017</b>
<b><u>Amarjit Banthia</u></b>		
Opening Capital	(51,413.92)	(40,004.74)
Add/(LESS): Profit /Loss during the year	(6,375.96)	(11,409.18)
<b>Closing Capital Capital</b>	<b>(57,789.88)</b>	<b>(51,413.92)</b>
<b><u>Mamta Banthia</u></b>		
Opening Capital	(43,264.49)	(40,004.73)
Add/(LESS): Profit /Loss during the year	(1,821.70)	(3,259.76)
<b>Closing Capital Capital</b>	<b>(45,086.19)</b>	<b>(43,264.49)</b>
<b><u>Vrinda Modi</u></b>		
Opening Capital	(1,629.88)	-
Add/(LESS): Profit /Loss during the year	(910.85)	(1,629.88)
<b>Closing Capital Capital</b>	<b>(2,540.73)</b>	<b>(1,629.88)</b>
	<b>(1,05,416.80)</b>	<b>(96,308.29)</b>

**2.2 RESERVES & SURPLUS**

	<b>Amount(Rs.) As At 31.03.2018</b>	<b>Amount(Rs.) As At 31.03.2017</b>
(A) Surplus in Profit & Loss Account		



Opening Balance (brought forward from erstwhile Pvt. Ltd.)		
Add : Profit/(loss) for the year	(9,108.51)	(16,298.82)
Less: Transferred to Partners Capital Account (as on the date of admission of new partner i.e.25.05.2016)	-	-
Less: Transferred to Partners Capital Account	9,108.51	16,298.82
Closing Balance	-	-

### 2.3 SHORT TERM BORROWINGS

	Amount(Rs.) As At 31.03.2018	Amount(Rs.) As At 31.03.2017
<u>Loans from other than related parties</u> (Unsecured, considered good)		
-Partners	6,72,63,510.19	3,36,47,141.47
-Body Corporates	57,91,865.00	-
-Others	74,12,586.00	-
	<b>8,04,67,961.19</b>	<b>3,36,47,141.47</b>

### 2.4 OTHER CURRENT LIABILITIES

	Amount(Rs.) As At 31.03.2018	Amount(Rs.) As At 31.03.2017
TDS payable	4,33,596.00	2,43,508.00
<u>Other Payables</u>		
- Sundry Creditor for Construction Material	8,70,734.96	2,56,595.00
- Sundry Creditor for Services	2,02,983.00	19,000.00
	<b>15,07,313.96</b>	<b>5,19,103.00</b>

### 2.5 INVENTORIES

	Amount(Rs.) As At 31.03.2018	Amount(Rs.) As At 31.03.2017
Work-in-progress- Podrah (As per inventories taken, valued & certified by the Management)	7,61,24,718.87	3,36,83,140.18
	<b>7,61,24,718.87</b>	<b>3,36,83,140.18</b>



**2.6 CASH & CASH EQUIVALENTS**

	Amount(Rs.) As At 31.03.2018	Amount(Rs.) As At 31.03.2017
Balance with Scheduled Bank in Current A/c Axis Bank Account	2,46,246.97	99,749.00
Cash in hand (As certified by the Management)	2,82,631.80	1,86,397.00
	<b>5,28,878.77</b>	<b>2,86,146.00</b>

**2.7 SHORT TERM LOANS AND ADVANCES**

	Amount(Rs.) As At 31.03.2018	Amount(Rs.) As At 31.03.2017
Advances against services	34,94,030.00	3,50,650.00
	<b>34,94,030.00</b>	<b>3,50,650.00</b>

**2.8 OTHER CURRENT ASSETS**

	Amount(Rs.) As At 31.03.2018	Amount(Rs.) As At 31.03.2017
Excise and Vat	4,24,533.75	-
GST	15,22,115.96	
Output GST	25,581.00	
	<b>19,72,230.71</b>	-

**2.9 CHANGES IN INVENTORIES OF WORK IN PROGRESS**


	Amount(Rs.) As At 31.03.2018	Amount(Rs.) As At 31.03.2017
At the beginning of the year	3,36,83,140.18	7,41,774.00
At the end of the year	7,61,24,718.87	3,36,83,140.18
Decrease/(Increase) in work-in- progress	<b>(4,24,41,578.69)</b>	<b>(3,29,41,366.18)</b>



**2.10 OTHER EXPENSES**


	Amount(Rs.) As At 31.03.2018	Amount(Rs.) As At 31.03.2017
<b><u>Construction Expenses (Trfr to WIP)</u></b>		
Land Registry Charges	12,49,710.00	-
Consideration paid to Land owner	2,26,00,000.00	75,00,000.00
Compensation paid to former Developer	-	2,00,00,000.00
Duties And Taxes	30,612.00	52,881.12
<b><u>Construction Expenses</u></b>		
- Construction Materials	1,19,78,458.79	7,67,218.43
- Other Construction Expenses	17,68,872.90	2,88,065.13
Professional Fees	35,600.00	18,53,856.50
Electricity Charges	76,790.00	39,510.00
Delivery Charges	74,192.00	1,150.00
General Expenses	17,640.00	-
Interest on Loan	46,09,703.00	24,38,685.00
<b><u>Administrative Expenses</u></b>		
Bank Charges	1,769.72	6,900.00
Professional Tax	300.00	2,500.00
Refreshment Charges	300.00	4,000.00
Rounding off	(1.21)	(0.18)
Repairs & Maintenance	4,844.00	-
Interest on TDS	-	911.00
Books & Periodicals	560.00	-
Printing & Stationery	36.00	-
Trade Licence Fees	-	1,900.00
Late Fees	400.00	-
Labour Charges	900.00	88.00
	<b>4,24,50,687.20</b>	<b>3,29,57,665.00</b>

For VAC Realty LLP



Amarjit Banthia  
DPIN - 00207953  
(Partner)

Mamta Banthia  
DPIN - 00221139  
(Partner)



Vrinda Modi  
DPIN - 02141467  
(Partner)



	Amount(Rs.) As At 31.03.2018	Amount(Rs.) As At 31.03.2017
<b>Sundry Creditor for Goods</b>		
Vikram Attalani	6,92,469.96	1,50,736
C.S.Sasmal & Association	-	48,209
Sarkar Suppliers	-	57,650
Anjani Traders	87,145.00	-
KLG Ecolite	76,650.00	-
Kothari Brothers	14,470.00	-
	<b>8,70,734.96</b>	<b>2,56,595.00</b>
<b>Sundry Creditor for Services</b>		
P.J. & Associates	4,000.00	4,000
Atcons	75,827.00	
Binod Mondal Piling Construction	8,016.00	
RP Pile Foundation	1,14,300.00	
Tanushree Traders	840.00	
K.Roy & Associates		15,000
	<b>2,02,983.00</b>	<b>19,000.00</b>

	Amount(Rs.) As At 31.03.2018	Amount(Rs.) As At 31.03.2017
<b>Advances made against Services</b>		
Habitat	1,50,000.00	1,50,000.00
C.S.Sasmal & Association	1,50,000.00	-
Joy Guru Plambing Centre	1,05,000.00	65,650.00
Suvasis Ghosh	1,35,000.00	1,35,000.00
Bhattacharya Enterprises	7,50,000.00	
Ghosh Construction (Bhattacharya)	8,03,030.00	
Singharoy Construction	4,50,000.00	
Chandra Prakash Kakarania	3,00,000.00	
Megha Power	15,000.00	
Ramkrishna Biswas	6,36,000.00	
	<b>34,94,030.00</b>	<b>3,50,650.00</b>

Particulars	Amount(Rs.) As At 31.03.2018	Amount(Rs.) As At 31.03.2017
(Unsecured, considered good)		
<b>-From Related Party</b>		
<b>-Partners</b>		
- Amarjeet Banthia (Designated Partner)	6,34,02,235.47	3,30,43,541.47
- Vrinda Modi (Designated Partner)	38,61,274.72	6,03,600.00
	<b>6,72,63,510.19</b>	<b>3,36,47,141.47</b>



<b>-Body Corporates</b>		
- Bluemart Merchants Pvt Ltd	11,23,227.00	-
- Evergreen Dry Décor Private Limited	9,28,523.00	-
- Immence Commercial Pvt Ltd.	27,09,343.00	-
- Shree Ambica Crops & Industries Pvt Ltd.	5,20,120.00	-
- Zerostar Agro Pvt Ltd.	5,10,652.00	-
	<b>57,91,865.00</b>	<b>-</b>
<b>-Others</b>		
- Abhani Agencies	10,00,000.00	-
- AK Traders (prop. Manish Banka)	5,20,120.00	-
- Hiralal Pannalal	8,00,000.00	-
- Mahamaya Trading Co.	10,30,920.00	-
- Om Enterprises	5,10,800.00	-
- Pranay Abhani	7,00,000.00	-
- Shree Balaji Enterprises	5,10,800.00	-
- Shree Krishna Enterprises	10,39,946.00	-
- Swagatam	8,00,000.00	-
- Vivek Abhani	5,00,000.00	-
	<b>74,12,586.00</b>	<b>-</b>
<b>Total</b>	<b>8,04,67,961.19</b>	<b>3,36,47,141.47</b>