

CONCAST INFRASTRUCTURE PVT LTD

CIN: U70109WB2002PTC094216

Registered Office: - 991, EM Bypass, Kolkata – 700 046. Phone: 8100123100

Correspondence Address: - 207, AJC Bose Road, Ground Floor Kolkata – 700 017. Phone : 033 22871357/3763

Fax No – 033 2290 0624 E-mail: tower@unimarkgroup.com website: www.trumptowerkolkata.com

Trump Tower Kolkata

Project Brief

The project which is placed at the center of one of the most exotic location, a direct approach from EM Bypass (B+G38 stroeyed building) offers its residents exceptionally designed facilities and services.

Trump Tower Kolkata consists of one basement, Common area at Ground and First floor, units for residents from 1st, 2nd to 15th and 17th to 36th Floors, Service Floor at 16th Floor and Amenities at 37th and 38th Floors.

Electrical Supply

Electrical substation is proposed on Ground Floor which includes HT RMU, Transformers, and DG sets. Meter room is proposed at ground floor consisting of Energy meters. DG synchronizing panel, Emergency panel consists of Auto transfer switch, common power panels are considered in the Panel room.

ELV room consists of ELV component like Telephone tag box, CCTV junction Box etc.

Local supply authority (CESC) scope would include 11 KV underground cables to be laid from supply point to HT RMU which will be fed to HT side of Transformer. Load will be fed from Two Transformers. From Transformers LT XLPE cables will be laid up to Feeder Section Pillar and From Feeder section pillar to the Electrical room /Meter room Panel.

Client's scope would be to lay LT XLPE cable from Meter to all units. Common area panel will feed from common area 3 phase Meter.

LT XLPE armored cables from Meter panel to flat distribution boards will be laid through vertical cable shaft in cable tray.


DG Power Supply

The D.G. sets shall be located outside the building line.

The DG distribution panel of respective DG sets shall feed power to the DG bus of the distribution board for further distribution to the flats. Automatic change over shall be proposed to change over between authority's power and DG power during load shading and power resumption condition.

Separate distribution for the common services like Street Lights, Perimeter Lighting, Landscaping, plumbing pumps, car park area lighting, Fire Fighting etc shall be provided through automatic change over switch to change over between authority's power supply and DG power supply during load shading and power resumption condition.

Concast Infrastructure Pvt. Ltd


Director / Authorised Signatory

CONCAST INFRASTRUCTURE PVT LTD

CIN: U70109WB2002PTC094216

Registered Office: - 991, EM Bypass, Kolkata – 700 046. Phone: 8100123100

Correspondence Address: - 207, AJC Bose Road, Ground Floor Kolkata – 700 017. Phone : 033 22871357/3763

Fax No – 033 2290 0624 E-mail: tower@unimarkgroup.com website: www.trumptowerkolkata.com

Fire System Description

Fire water storage

Static fire water underground storage tank for Fire Protection System has been provided of 2, 00,000 ltrs capacity and individual terrace tank of required capacity of 20,000 ltrs for the tower. Fire hydrant connection shall be provided from main line.

Hydrant System

Hydrant riser shall be provided at all the building floor staircase landing. Water supply to the hydrant risers shall be fed directly from the motor driven hydrant riser pump. Hydrant accessories such as hose reel, branch pipe and nozzles etc., shall be provided in separate enclosures/cabinet with glass panels.

Automatic Sprinkler System

Automatic Sprinkler system shall be provided in all floors at appropriate place. Water supply to the sprinkler system shall be fed from the motor driven sprinkler pump. This system shall be designed hydraulically to meet the flow and pressure as per codes and standards. Sprinkler risers shall be provided feeding all floors of the buildings. Sprinkler pipes shall be so installed that the system can be thoroughly drained. Final drains shall be connected to respective drain points on each floor.

Detection & alarm system (PA system)

Addressable Electrical Fire Alarm System with at least two numbers of break glass type call boxes fitted with Hooter along with public address system, at each floor including each unit of animating areas connected with visual panel board shall be made in Control Room. The Control Room is located at the ground floor of the tower.

Auto Fire Detection System with the help of smoke detector shall be installed in all places of below and above false ceiling of the building.


Hooter will be sounded in such a manner so that an operation as a Detector or Manual Call Point Hooters will be sounded on the same floor and immediate alternate floor.

PHE System:

WATER SUPPLY AND DISTRIBUTION SYSTEM :

A centralized Underground (UG) tank is proposed to store the source water from municipal authority. UG tank will have separate fire, domestic raw, domestic treated, Flushing and Rain water harvesting compartments.

Concast Infrastructure Pvt. Ltd


Director / Authorised Signatory

CONCAST INFRASTRUCTURE PVT LTD

CIN: U70109WB2002PTC094216

Registered Office: - 991, EM Bypass, Kolkata – 700 046. Phone: 8100123100

Correspondence Address: - 207, AJC Bose Road, Ground Floor Kolkata – 700 017. Phone : 033 22871357/3763

Fax No – 033 2290 0624 E-mail: tower@unimarkgroup.com website: www.trumptowerkolkata.com


The water available from bore wells or Municipal Water Supply will first enter into fire compartment of UG tank. The overflow of fire compartment will enter into the domestic raw water compartment. A water treatment plant is proposed to treat the bore / source water.

Conventional centrifugal pumps will feed raw water to WTP & treated water will be stored into treated water compartment of UG tank.

From Centralized UG tank, domestic water will be pumped to the service floor water tank by centrifugal pump. From service floor overhead tank 11th to 15th floor water supply by hydro pneumatic system and rest of all floor water supply through gravity system.

From centralized UG tank, domestic & flushing water will be pumped to the roof floor overhead tank by centrifugal pump. From roof floor overhead tank 34 to 38 floor water supply by hydro pneumatic system and rest of all floor water supply through gravity system.

Concast Infrastructure Pvt. Ltd


Director / Authorised Signatory

CONCAST INFRASTRUCTURE PVT LTD

CIN: U70109WB2002PTC094216

Registered Office: - 991, EM Bypass, Kolkata – 700 046. Phone: 8100123100

Correspondence Address: - 207, AJC Bose Road, Ground Floor Kolkata – 700 017. Phone : 033 22871357/3763

Fax No – 033 2290 0624 E-mail: tower@unimarkgroup.com website: www.trumptowerkolkata.com

Sewerage and Drainage System

The system shall be designed as a separated system for sewage and sludge up to the first manhole, based on conventional water carriage method.

The combined sewage and sludge shall be conveyed by gravity through a network of pipes and manholes starting from the first manhole. These manholes shall be located adjacent driveways and pathways. The disposal from water closets shall be connected to the soil stack and local man holes directly, and the waste pipes through a trapped Gully.

All traps of water closets and the urinals shall be completely vented in the system.

The soil & waste piping in each toilet and kitchen shall terminate in a header which will be subsequently connected to the vertical stack located inside the associated pipe shaft.

The sewer pipe will be laid below ground with a suitable gradient in such a way that the sewage automatically flows by gravity and discharges to STP or final disposal point. The pipe sizes will be so selected to provide sufficient capacity to cater for peak flow without any depositing. The drainage system will comprise of gully traps, inspection chambers, manholes and ultimate disposal to the STP or sewer mains.

All the sewage collected at STP shall be treated through three (1) Primary, (2) Secondary & (3) Tertiary Treatment. After treatment, the output treated waste water will be used for landscaping, car parking and flushing.

We are proposing 1 no. of underground storage tank for rooftop rainwater storage. This is considering maximum daily flow along with five days storage capacity.

Storm Water Drainage and Rain Water Harvesting :

Storm water drainage is proposed in the form of pipe network to convey the discharges from roofs to rain water harvesting tank and over flow of rain water harvesting to main drain.

Basement drainage will be carried away through channel network & sumps from where the collected storm water is to be pumped off.


The drainage system will comprise of Catch pit and piping network.

Ground surface run off will be collected through channel network with recharging pits in between.

Overflow will be drained to main drain.

Two types of rain water harvesting proposed i.e. (1) Roof rain water collection in tanks (2) Percolation / recharging pits for ground water runoff.

Concast Infrastructure Pvt. Ltd


Director / Authorised Signatory