SCHEDULE OF COLUMN

COLUMN MARKED	COLUMN SIZE IN (mm)	MAIN LONG REINFORCEMENT	LATERAL TIES	SECTION
C4,C13,C14,C18,C19, C20,C38,C47	250x450	10-16T	8T-4L @ 170 C/C	
C31	250x600	10-16T	8T-4L @ 170 C/C	
C2,C5,C6,C8,C15,C32, C33,C38,C36,C43,C48, C50,C55	250x400	10-16T	8T-4L @ 170 C/C	
C1,C7,C37,C30,C49	250x400	8-16T	8T-4L @ 170 C/C	
C3	250x500	10-16T	8T-4L @ 170 C/C	
C11,C39	250x550	12-20T	8T-4L @ 170 C/C	
C28	250x650	10-20T	8T-4L @ 170 C/C	
C12,C22,C23,C26,C29, C34,C41,C42,C44,C52, C53	250x550	6-20T+4-16T	8T-4L @ 170 C/C	
C10,C16,C17,C21,C24, C35	250x500	6-20T+4-16T	8T-4L @ 170 C/C	
C9,C31,C37,C40,C44, C46,C54	250x500	4-20T+6-16T	8T-4L @ 170 C/C	

SCHEDULE OF ISOLATED FOOTING

TYPE	COLUMNS	L (mm)	B (mm)	D1 (mm)	D2 (mm)	AST1	AST2
F1	C12,C23,C52	3450	2900	250	300	12T@125 C/C	12T@150 C/C
F1A	C22	3300	3200	250	300	12T@125 C/C	12T@125 C/C
F2	C11	4250	3000	250	350	16T@150 C/C	12T@150 C/C
F3	C18	3450	2900	250	350	12T@125 C/C	12T@170 C/C
F4	C24,C53,C54	3500	2250	250	250	12T@125 C/C	12T@150 C/C
F5	C55	2650	2350	200	250	12T@150 C/C	12T@150 C/C
F6	C1,C7,C49	2350	2350	200	200	12T@150 C/C	12T@150 C/C
F7	C13	2650	2650	200	250	12T@150 C/C	12T@150 C/C
F8	C5,C8	3050	3150	250	300	12T@150 C/C	12T@175 C/C
F9	C34	3150	3150	250	300	12T@125 C/C	12T@125 C/C
F10	C33,C43	2450	2450	200	250	12T@150 C/C	12T@150 C/C
F11	C28,C29	4200	2800	250	350	16T@160 C/C	12T@160 C/C
F11A	C2,C6	2400	2400	200	200	12T@150 C/C	12T@150 C/C
F11B	C9	2800	2800	250	250	12T@150 C/C	12T@150 C/C
F11C	C3	2600	2600	200	250	12T@150 C/C	12T@150 C/C

SCHEDULE OF COMBINED FOOTING

TYPE	C1 - C2	L (mm)	B (mm)	D (mm)	D1 (mm)	D2 (mm)	D3 (mm)	x (mm)	y (mm)	AST1	AST2	AST3	AST4	AST5
F12	C6 - C1 - C27	9100	2900	650	900	200	300	1500	600	6-16T	6-16T	8T @150 C/C	12T@ 150 C/C	8T@ 150 C/C
F13	C19 - C20	6400	2400	600	800	150	350	900	650	7-16T	7-16T	8T @150 C/C	12T@ 170 C/C	8T@ 170 C/C
F14	C37 - C10 - C4	10100	2400	650	900	200	150	350	1925	1825	7-16T	7-16T	8T @150 C/C	12T@ 170 C/C
F15	C30 - C31 - C32	9200	2300	550	800	200	150	350	975	1125	4-16T	6-16T	8T @150 C/C	12T@ 170 C/C
F16	C14 - C15 - C16	7950	2900	650	900	200	200	800	1250	1375	5-16T	5-16T	8T @150 C/C	12T@ 150 C/C
F17	C41 - C42	7400	2700	650	900	200	150	350	1375	1350	7-16T	7-16T	8T @150 C/C	12T@ 150 C/C
F18	C45 - C44	7000	2700	650	900	200	150	350	1350	1375	7-16T	7-16T	8T @150 C/C	12T@ 150 C/C
F19	C36 - C46 - C51	9300	2250	650	900	150	150	400	1325	1300	4-16T	6-16T	8T @150 C/C	12T@ 170 C/C
F20	C50 - C47 - C39	8600	2900	650	900	200	200	300	750	1925	8-16T	8-16T	8T @150 C/C	12T@ 150 C/C
F21	C48 - C40	5600	2700	550	800	200	200	300	1125	1625	6-16T	6-16T	8T @150 C/C	12T@ 150 C/C
F22	C27 - C26 - 35	6400	3400	1550	1750	150	150	350	1625	1600	8-16T	6-16T	8T @150 C/C	12T@ 150 C/C

SCHEDULE OF BEAM

BEAM MKD.	BEAM SIZE (mm)	AT SUPPORT TOP	AT SUPPORT BOTTOM	AT SPAN TOP	AT SPAN BOTTOM	STIRRUPS
B1	250 X 850	2-16T + 1-12T	2-16T	2-16T	2-16T + 1-12T	8T (2L) @170 C/C
B2	250 X 350	2-16T + 1-16T	2-16T	2-16T	2-16T	8T (2L) @150 C/C
B3	250 X 600	2-20T + 3-20T	2-20T	2-20T	2-20T + 2-20T	10T (2L) @125 TO 200 C/C
B4	250 X 400	2-16T + 3-16T	2-16T	2-16T	2-16T + 3-16T	8T (2L) @150 TO 200 C/C
B5	250 X 300	2-12T	2-16T	2-12T	2-16T	8T (2L) @150 C/C
B5A	250 X 300	2-12T	2-12T	2-12T	2-12T	8T (2L) @150 C/C
B5B	250 X 400	2-16T + 2-16T	2-16T	2-16T	2-16T + 2-16T	8T (2L) @170 C/C
B6	250 X 400	3-16T + 3-20T	3-16T	3-16T	3-16T + 2-20T	8T (2L) @100 TO 200 C/C
B7	300 X 600	2-20T + 2-20T	2-16T	2-20T	2-16T + 2-20T	8T (2L) @100 TO 200 C/C
B7A	250 X 450	2-20T + 1-16T	2-16T	2-20T	2-16T + 2-16T	8T (2L) @150 TO 200 C/C
B7B	250 X 350	2-16T + 1-16T	2-16T	2-16T	2-16T + 1-12T	8T (2L) @170 C/C
B8	250 X 450	2-16T + 2-16T	2-16T	2-16T	2-16T + 2-16T	8T (2L) @150 TO 200 C/C
B9	250 X 400	2-16T + 1-12T	2-16T	2-16T	2-16T + 1-12T	8T (2L) @170 C/C
B10	250 X 450	2-16T + 3-16T	2-16T	2-16T	2-16T + 3-16T	8T (2L) @100 TO 200 C/C
B11	250 X 450	2-16T + 3-16T	2-16T	2-16T	2-16T + 1-16T	8T (2L) @100 TO 200 C/C
B12	250 X 400	2-16T + 2-16T	2-16T	2-16T	2-16T + 2-16T	8T (2L) @150 TO 200 C/C
B13	250 X 600	3-20T + 2-20T	2-20T	2-20T	3-20T + 2-16T	10T (2L) @100 TO 200 C/C
B14	250 X 400	2-16T	3-16T	2-16T	3-16T	8T (2L) @170 C/C
B15	250 X 450	2-16T + 2-16T	2-16T	2-16T	2-16T + 2-16T	8T (2L) @100 TO 200C/C
B16	250 X 450	2-16T + 2-16T	2-16T	2-16T	2-16T + 2-16T	8T (2L) @150 TO 200 C/C
B16A	250 X 450	2-16T + 1-12T	2-16T	2-16T	2-16T	8T (2L) @170C/C
B17	250 X 350	2-16T + 2-16T	2-12T	2-16T	2-12T + 2-16T	8T (2L) @150 TO 200 C/C
B18	250 X 300	2-12T	3-16T	2-12T	3-16T	8T (2L) @170 C/C
B19	250 X 400	2-16T + 1-16T	2-16T	2-16T	2-16T + 1-16T	8T (2L) @100 TO 170 C/C
B20	200 X 450	3-16T + 2-16T	2-16T	2-16T	2-16T + 2-16T	8T (2L) @150 TO 200 C/C

SCHEDULE OF SLAB

SLAB MARKED	THICKNESS SLAB IN mm	SLAB REINFORCEMENT SHORTER DIRECTION	SLAB REINFORCEMENT LONGER DIRECTION
S1	125	8T@150C/C TOP & BOTTOM	8T@150C/C TOP & BOTTOM
S2	125	8T@150C/C TOP & BOTTOM	8T@170C/C TOP & BOTTOM
S3	100	8T@150C/C TOP & BOTTOM	8T@170C/C TOP & BOTTOM
S4	100	8T@175C/C TOP & BOTTOM	8T@170C/C TOP & BOTTOM
S5 (STAIR)	150	8T@170C/C TOP & BOTTOM	10T@125C/C TOP & BOTTOM

SCHEDULE OF TIE BEAM

BEAM MKD.	BEAM SIZE (mm)	AT SUPPORT TOP	AT SUPPORT BOTTOM	AT SPAN TOP	AT SPAN BOTTOM	STIRRUPS
TB1	250 X 400	3-16T	3-16T	2-16T	2-16T	8T (2L) @170 C/C
TB2	250 X 400	3-16T	3-16T	3-16T	3-16T	8T (2L) @150 C/C
TB3	250 X 400	4-16T	4-16T	4-16T	4-16T	8T (2L) @150 C/C
TB4	200 X 400	3-16T	3-16T	3-16T	3-16T	8T (2L) @170 C/C

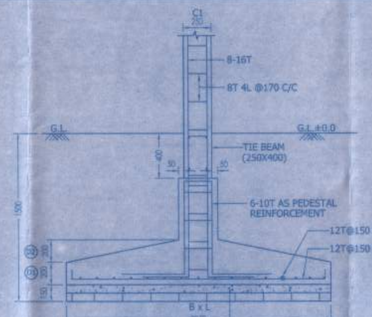

SECTION THRO'-C-C
SCALE - 1:25

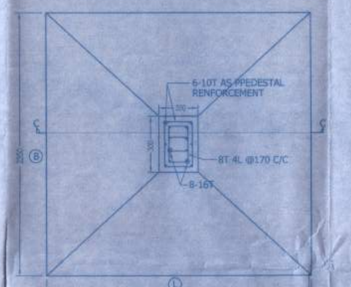

PLAN OF SINGLE FOOTING MKD F6
SCALE - 1:25

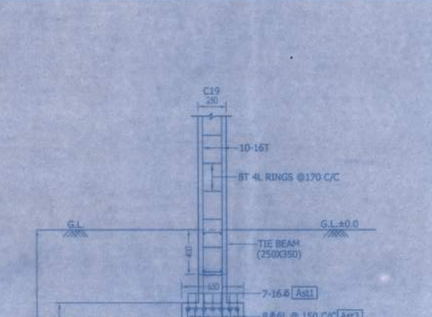

SECTION THRO'-D-D
SCALE - 1:25

75 THK. P.C.C. (1:3:6) OVER 75 THK. F.B.S.



PLAN OF COMBINED FOOTING MKD. F13
SCALE - 1:50

LONGER SECTION OF TB1-(250X400)
SCALE - 1:25

SEC AT A-A

CROSS SECTION OF TB1
SCALE - 1:25

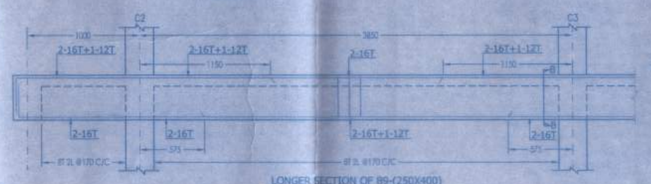

LONGER SECTION OF B9-(250X400)
SCALE - 1:25

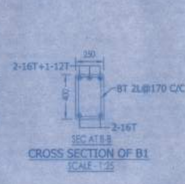

SEC AT B-B

CROSS SECTION OF B1
SCALE - 1:25

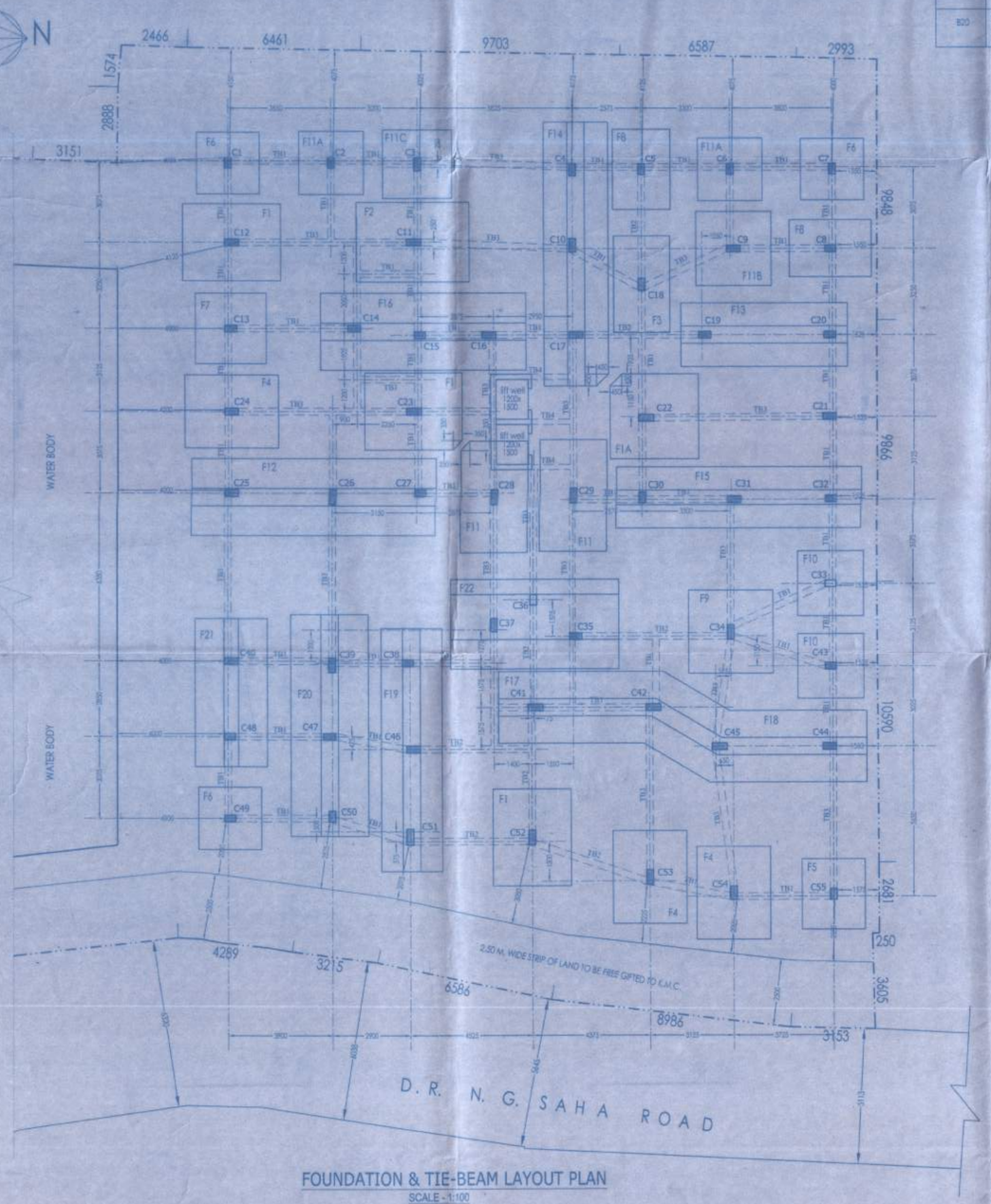

FOUNDATION & TIE-BEAM LAYOUT PLAN
SCALE - 1:100

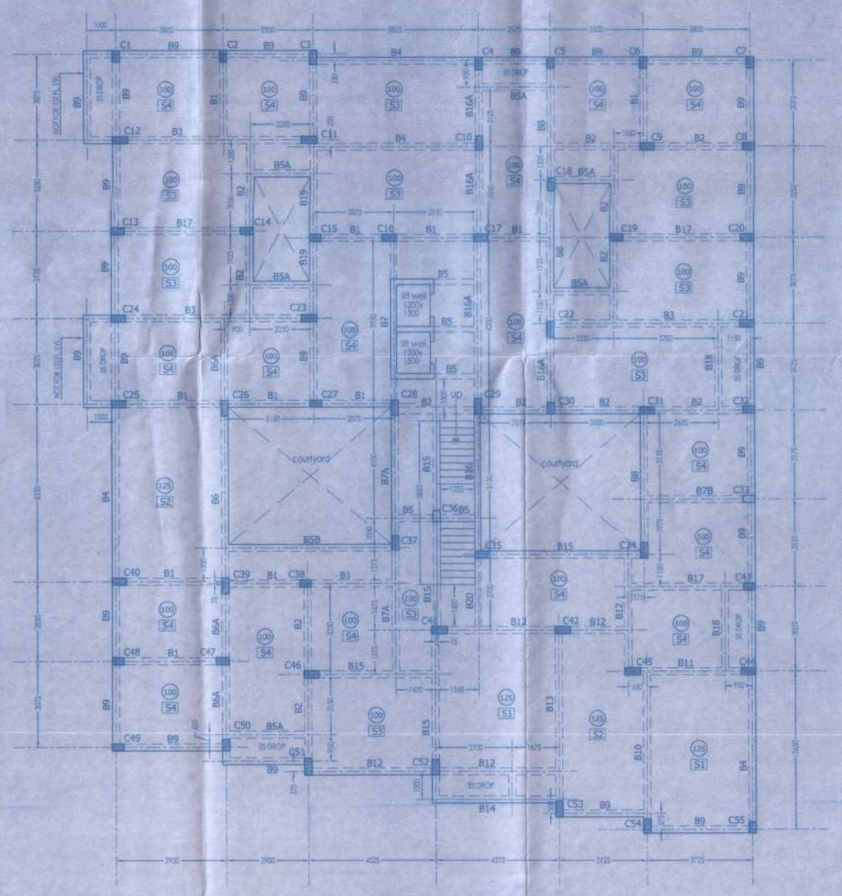

BEAM G.A. AT TYPICAL FLOOR LEVEL
SCALE - 1:100

ARCHITECT'S CERTIFICATE :

I DO CERTIFY WITH FULL RESPONSIBILITY THAT THE BUILDING PLAN HAS BEEN DRAWN UP AS PER PROVISION OF K.M.C. BUILDING RULE 2009 AS AMMENDED FROM TIME TO TIME & THAT THE SITE CONDITION INCLUDING THE WIDTH OF ABUTTING ROAD CONFIRM WITH THE PLAN & WHICH HAS BEEN MEASURED AND VERIFIED BY ME. IT IS A BUILDABLE SITE AND NOT A TANK OR FILLED UP TANK. THE LAND IS DEMARCATED BY BOUNDARY WALL. THE CONSTRUCTION OF U.G WATER TANK AND SEPTIC TANK WILL BE COMPLETED BEFORE STARTING OF BUILDING FOUNDATION WORK.

Somali Guha

SIGNATURE OF THE ARCHITECT :
SOMALI GUHA . REGN. NO. CA/92/14663.

STRUCTURAL CERTIFICATE :

THE STRUCTURAL DESIGN & DRAWING OF BOTH FOUNDATION & SUPERSTRUCTURE OF THE BUILDING HAS BEEN MADE BY ME CONSIDERING ALL POSSIBLE LOADS INCLUDING SEISMIC LOAD AS PER NATIONAL BUILDING CODE OF INDIA AND CERTIFIED THAT IT IS SAFE AND STABLE IN ALL RESPECT . SOIL TESTING HAS BEEN DONE BY DR. R. B. SAHU, (BCE, MCE, PHD(IU), MIGS OF M/S, CALCUTTA TEST CENTRE OF (ADD.) 4K, SISIR BAGHAN ROAD . KOL - 700034. THE RECOMMENDATIONS OF SOIL TEST REPORT HAS BEEN CONSIDERED DURING STRUCTURAL CALCULATIONS.

Bhaskar Roy
BHASKAR ROY
E. S. E.-II/93

SIGNATURE OF STRUCTURAL ENGINEER :

OWNERS DECLARATION :

I/WE DO HEREBY DECLARE WITH FULL RESPONSIBILITY THAT, I/WE SHALL ENGAGE L.B.S. & E.S.E. DURING CONSTRUCTION. I/WE SHALL FOLLOW THE INSTRUCTIONS OF L.B.S. & E.S.E. DURING CONSTRUCTION OF THE BUILDING (AS PER PLAN), K.M.C. AUTHORITY WILL NOT BE RESPONSIBLE FOR STRUCTURAL STABILITY OF THE BUILDING & ADJOINING STRUCTURES.IF ANY SUBMITTED DOCUMENTS ARE FOUND TO BE FAKE, THE K.M.C. AUTHORITY WILL REVOKE THW SANCTION PLAN. THE CONSTRUCTION OF WATER RESERVOIR & SEPTIC TANK WILL BE UNDERTAKEN UNDER THE GUIDANCE OF E.S.E./L.B.S. BEFORE STARTING OF BUILDING FOUNDATION WORK.

For R.B.N. PROJECTS PVT. LTD.
Director

SIGNATURE OF OWNER :

SPACE FOR OFFICE SEAL :

PROJECT :-

PROPOSED G+IV STORIED RESIDENTIAL BUILDING AT PRE.NO. 15 ,DR. N. G. SAHA ROAD, P.S.- BEHALA, WARD NO -128, BOROUGH NO. - XIV. KOLKATA - 700061. (BLOCK - I)

SGA CONSULTANCY SERVICES
architects * engineers * planners

'GUNJAN', 1ST. FLOOR, P-17 MITRA COLONY,
JAMES LONG SARANI, CALCUTTA-700034.
PHONE NO - 2447-1093, 2407 4948.
E-MAIL ID: sga_cs@yahoo.com.

"NO REPRODUCTION OR PUBLICATION OF THE DRAWING BE MADE IN ANY FORM, INCLUDING 3-DIMENSIONAL OR 2-DIMENSIONAL REPROCUCTION, AND NO ARTICLE BE MANUFACTURED OR ASSEMBLED IN ACCORDANCE WITH THIS DRAWING, USING ITS SALIENT OR DISTINGUISHING FEATURES, WITHOUT PRIOR WRITTEN CONSENT. THIS PROHIBITION IS A TERM OF ANY CONTRACT RELATING TO THIS DRAWING.THIS DRAWING IS A PROPERTY OF M/S S. G. A. CONSULTANCY SERVICES UNAUTHORIZED USERS WILL BE PROSECUTED UNDER THE COPYRIGHT ACT 1957 AND THE DESIGN ACT 1911"

N

Structure
(6)

2

PARTY'S COPY

THE CALCUTTA MUNICIPAL CORPORATION
CITY ARCHITECT'S DEPARTMENT
Extension of validity of Building Sanctioned
Plan No. 2013140778 dt 19/03/14 upto 18/03/2024
ride Vide C.E. (B)/S.4 dt. 11/04/19 as per
provision under Section 390 of the C.M.C
Act 1980

Asst. Engineer (C) Executive Engineer (C)

RESIDENTIAL BUILDING

DEVIATION WOULD MEAN DEMOLITION

Necessary steps should be taken for the safety of the lives of the adjoining public and private properties during construction.

THE SANCTION IS VALID UP TO 19/03/2019

Structural plan and design calculation as submitted by the structural engineer have been kept with B.P. No. 2013140778 Date 19/3/14 for record of the Kolkata Municipal Corporation without verification No. deviation from the submitted structural plan should be made at the time of erection without submitting fresh structural plan along with design calculation and stability certificate in the prescribed form, necessary steps should be taken for the safetyof the adjoining premises public and private properties and safety of human life during construction.

EXECUTIVE ENGINEER/ASSTT.ENGINEER
P. [illegible] No. [illegible]

695 (03/14) 12-13

BUILDING DEPARTMENT
28 FEB 2014
THE CALCUTTA MUNICIPAL CORP.