

FABULOUS BUILDERS :: SILIGURI

A.Y. : 2018 - 19

Computation of Total Income

Business Loss	(57,00,111)
Total Loss (R/off)	<u>(57,00,111)</u>
Tax on above	NIL
Less: <u>Tax Paid</u>	
<u>TDS</u>	<u>427</u>
Refundable	<u>427</u>

Bank A/c. Details

<u>Name</u>	<u>Branch</u>	<u>A/c. No.</u>	<u>Type</u>	<u>IFSC</u>
SBI	Siliguri	34011988132	Current	SBIN0015947

Details of Losses c/f

<u>A.Y.</u>	<u>Business Loss</u>	<u>Unab. Depn.</u>	<u>Total</u>	<u>Return Filed</u>
2015-16	7,93,679	45,251	8,38,930	29-08-15
2016-17	46,26,043	62,238	46,88,281	29-07-16
2017-18	60,19,118	36,969	60,56,087	04-08-17
2018-19	56,77,512	22,599	57,00,111	-
	<u>1,71,16,352</u>	<u>1,67,057</u>	<u>1,72,83,409</u>	

FABULOUS BUILDERS
Partner

FABULOUS BUILDERS :: SILIGURI


A.Y. : 2018 - 19

Trading, Profit & Loss A/c. for the year ended 31-03-2018

To Opening Stock	9,66,50,409.00	By Closing Stock	11,16,32,192.41
" Construction Expenses	1,44,68,363.41		
" Direct Expenses	5,13,420.00		
	<u>11,16,32,192.41</u>		<u>11,16,32,192.41</u>

To <u>Administrative Expenses</u>		By Interest Received	7,739.00
Professional Fees	30,025.00		
Advertisement	2,22,000.00		
Telephone	42,615.72		
Insurance	34,800.00		
Printing & Stationery	26,133.00		
Repair & Maintenance	6,992.00		
" <u>Other Expenses</u>	3,62,565.72		
Bank Charges	43,415.07		
Interest	36,84,813.00		
Electrical	2,35,188.72		
Discount	2,000.40		
Misc. Exp.	1,503.94		
Balance W/off	11,399.39		
" <u>Rates & Taxes</u>	39,78,320.52		
Int. on P. Tax	1,431.00		
Int. on S. Tax	14.00		
Profession Tax	3,500.00		
" <u>Interest to Partners</u>	4,945.00		
Arun Goyal	6,43,350.00		
Anuj Poddar	4,56,498.00		
Sandeep Goyal	2,37,796.00		
Pradip Khemka	1,776.00		
" Depreciation	13,39,420.00		
	22,599.00		
	<u>57,07,850.24</u>		<u>57,07,850.24</u>

Contd.....P/2

FABULOUS BUILDERS

Partner

Balance Sheet as on 31-03-2018

<u>Capital A/c.</u>			<u>Fixed Assets</u>	1,06,643.00
Arun Goyal	77,96,792.46		<u>Current Assets</u>	
Anuj Poddar	55,33,804.45		Closing Stock	11,16,32,192.41
Sandeep Goyal	27,04,673.46		Loans & Advances	2,05,63,211.84
Pradip Khemka	<u>26,618.46</u>	1,60,61,888.83	Balance with Revenue Authorities	9,84,235.55
<u>Secured Loans</u>				
SBI SME Branch		1,16,17,645.44		
Unsecured Loans		3,05,69,198.00		
<u>Sundry Creditors</u>			Cash at Banks	1,60,075.25
For Goods	27,90,576.00			
For Others	<u>2,59,437.03</u>	30,50,013.03		
<u>Advance Received</u>				
For Flat	6,78,66,533.77		Cash in hand	3,48,994.40
For Shop	<u>46,30,073.38</u>	7,24,96,607.15		
		<u>13,37,95,352.45</u>		<u>13,37,95,352.45</u>

Contd.....P/3

FABULOUS BUILDERS
Partner

FABULOUS BUILDERS

Partner

Details of Profit & Loss Account

Details of Construction Expenses

Bricks	38,18,084.94
Contact Execution Exp	30,87,950.00
Hardware Items	21,68,734.18
Cement	16,08,248.74
Steels & Rods	14,20,333.00
Bed Materials	7,99,924.00
Chemicals	7,90,757.98
Architectural Work	4,00,750.00
Electric Items	2,43,020.57
Core Cutting	1,30,560.00
	<u>1,44,68,363.41</u>

Details of Direct Expenses

Consultancy Fees	5,12,820.00
Freight Charges	600.00
	<u>5,13,420.00</u>

Details of Interest (Cr.)

Sweep Account	7,120.00
I.T. Refund (A.Y. 17-18)	619.00
	<u>7,739.00</u>

Details of Interest (Dr.)

Unsecured Loans	22,68,547.00
Bank O/D	14,16,266.00
	<u>36,84,813.00</u>

Details of Miscellaneous Exp

Other Misc. Exp.	1,500.00
Round Off	3.94
	<u>1,503.94</u>

Details of Balance W/off

Service Tax Input	<u>11,399.39</u>
-------------------	------------------

Contd.....P/4

FABULOUS BUILDERS
Partner

Details of Balance Sheet

Details of Unsecured Loans

Madhushree Finvest Pvt. Ltd.	1,73,00,820.00
Burlington Barter Pvt. Ltd.	1,32,21,286.00
Pragya Commodities Pvt. Ltd.	47,092.00
	<u>3,05,69,198.00</u>

Details of Sundry Creditors

For Goods

Maa Amba Builders	7,24,795.00
Fabulous Commercial Pvt. Ltd.	11,04,664.00
Siliguri Sanjay Agencies	4,71,003.00
Sambandh Advertising & PR	1,94,500.00
Saent India Engeering Consultants Pvt. Ltd.	1,11,396.00
Padmashri	82,000.00
Balaji Distributors	41,000.00
Saria Hardware Stores	25,936.00
Digi Sign	24,325.00
Ranjan Sarkar	4,704.00
Sky Advertising b/f	3,664.00
Adroit Consultants	1,344.00
Pushpanjali	1,245.00
	<u>27,90,576.00</u>

For Others

TDS Payable	2,33,951.00
VLNM & Associates	25,000.00
Bharti Airtel Ltd.	486.03
	<u>2,59,437.03</u>

Contd.....P/5

FABULOUS BUILDERS
Partner

Details of Advance Received

For Flat

Terence Russel Beale	47,14,434.86
Prabhat Kr Nahata	39,06,782.00
Rajiv Gupta	38,50,088.57
Rajesh Saraf	37,12,473.19
Upendra Chandra Paul	34,54,060.00
Vijay Kumar Sahi	34,24,984.00
Sangya Pradhan	34,18,295.85
Tapan Kr Das & Manjushree Das	34,06,114.00
Uma Dhakal	33,74,487.00
Ajay Kumar Sahi	32,14,892.00
Pradip Kr. Bajaj b/f	30,97,948.00
Santanu Dey	30,60,147.00
Uden Sherpa b/f	30,52,447.96
Khurshid Alam	28,83,930.00
Pankaj Kumar	26,77,237.86
Rishi Anand	26,27,072.27
Ramdeo Prasad Sah & Pankaj Kumar	22,01,891.42
Sailesh Ch Dutta	20,44,231.07
Kiran Bajaj Form	16,07,956.00
Lalit Kr. Bajaj Form	16,07,956.00
Sudha Pradhan b/f	13,12,646.00
Deena Rai b/f	10,53,940.00
Pranoy Chettri & Sarita Pradhan b/f	9,57,745.00
Jaya Bhattacharjee	7,84,562.00
Sunil Tewari b/f	7,76,021.00
Mohit Anand b/f	4,85,013.00
Benoy Thapa	3,63,551.00
Sarita Bajpai b/f	2,90,239.33
Madan Mohan Goyal & Sarda Goel b/f	1,94,005.00
Nilam Gupta b/f	97,973.00
Pravesh Kabra b/f	97,003.00
Sandeep Power Enterprises Pvt Ltd b/f	97,003.00
Indranil Jha b/f	9,701.23
Surajit Dutta b/f	9,701.23
Joya Das	0.93
	<u>6,78,66,533.77</u>

For Shop

Rajesh Gupta	31,90,866.38
Laxman Agarwal	13,42,782.00
Rajeev Kapoor b/f	96,425.00
	<u>46,30,073.38</u>

:: 6 ::

Details of Loans & Advances

Accumulates Loss b/f	1,15,83,298.60	
Add : T.Y.	<u>57,00,111.24</u>	1,72,83,409.84
<u>Others</u>		
Sneha Construction	23,68,478.00	
Geeta Traders	6,16,149.00	
Gopal Das	1,52,530.00	
Saptrishi Infratrade Pvt. Ltd.	1,00,000.00	
Biplab Dutta	29,895.00	
Gaurav Enterprises	<u>12,750.00</u>	32,79,802.00
		<u>2,05,63,211.84</u>


Balance with Revenue Authorities

GST	9,55,277.55	
Service Tax	<u>28,958.00</u>	
	<u>9,84,235.55</u>	

INCOME TAX (FIRM)

I.T. Refund (A.Y. 17-18)	31,011.00	
Less : TDS	<u>427.00</u>	
	<u>30,584.00</u>	

Contd.....P/7

FABULOUS BUILDERS

Partner


DETAILS OF FIXED ASSETS

<u>Particulars</u>	<u>WDV as on 01/04/17</u>	<u>Addition: Upto Sept.</u>	<u>Total</u>	<u>Depreciation</u>	<u>WDV as on 31/03/18</u>
<u>PLANT & MACHINERY</u>					
Air Conditioner	26,223.00	-	26,223.00	3,933.00	22,290.00
CCTV (Camera)	78,571.00	-	78,571.00	11,786.00	66,785.00
Fridge	5,159.00	-	5,159.00	774.00	4,385.00
Water Purifier	6,436.00	-	6,436.00	965.00	5,471.00
Computer (40%)	10,953.00	1,900.00	12,853.00	5,141.00	7,712.00
Total : Rs.	1,27,342.00	1,900.00	1,29,242.00	22,599.00	1,06,643.00

Details of Banks

<u>Name</u>	<u>Branch</u>	<u>A/c. No.</u>	<u>Type</u>	<u>IFSC</u>	<u>Balance</u>
SBI, Uttorayon	Siliguri	34011988132	Current	SBIN0015947	22,473.25
SBI Sweep A/c.	Siliguri	35613337327	Current	SBIN0015947	1,36,721.00
ING Vysya	Siliguri	602011013513	Current	VYSA0006020	881.00
					<u>1,60,075.25</u>

Contd.....P/8


FABULOUS BUILDERS
 Partner

PARTNER'S CAPITAL ACCOUNT

Anuj Poddar (25%)

To Interest on TDS	689.50	By Balance b/f	50,70,349.95
" Balance c/f	55,33,804.45	" Interest on Capital	4,56,498.00
		" I. Tax (Firm)	7,646.00
	<u>55,34,493.95</u>		<u>55,34,493.95</u>

Arun Goyal (25%)


To Interest on TDS	689.50	By Balance b/f	71,46,485.96
" Balance c/f	77,96,792.46	" Interest on Capital	6,43,350.00
		" I. Tax (Firm)	7,646.00
	<u>77,97,481.96</u>		<u>77,97,481.96</u>

Pradip Khemka (25%)

To Interest on TDS	689.50	By Balance b/f	17,885.96
" Balance c/f	26,618.46	" Interest on Capital	1,776.00
		" I. Tax (Firm)	7,646.00
	<u>27,307.96</u>		<u>27,307.96</u>

Sandeep Goyal (25%)

To Withdrawn	5,00,000.00	By Balance b/f	28,09,920.96
" Interest on TDS	689.50	" Addition	1,50,000.00
" Balance c/f	27,04,673.46	" Interest on Capital	2,37,796.00
	<u>32,05,362.96</u>	" I. Tax (Firm)	7,646.00
			<u>32,05,362.96</u>


FABULOUS BUILDERS
Partner