

**STAR ABASAN PRIVATE LIMITED**  
CIN : U70100WB2008PTC123009  
**BALANCE SHEET AS AT 31ST MARCH 2018**

|                                | Note | As At<br>31.03.2018<br><u>AMOUNT(Rs)</u> | As At<br>31.03.2017<br><u>AMOUNT(Rs)</u> |
|--------------------------------|------|--|--|
| <b>EQUITY AND LIABILITIES</b>  |      |  |  |
| <b>Shareholders' Fund</b>      |      |  |  |
| Share Capital                  | 1    | 6,500,000                                | 6,500,000                                |
| Reserves & Surplus             | 2    | 73,355,012                               | 70,503,073                               |
|                                |      | <u>79,855,012</u>                        | <u>77,003,073</u>                        |
| <b>Non-Current Liabilities</b> |      |  |  |
| Long Term Borrowings           | 3    | 227,539                                  | 684,023                                  |
| <b>Current Liabilities</b>     |      |  |  |
| Short Term Borrowings          | 4    | 159,204,016                              | 133,381,964                              |
| Trade Payables                 | 5    | 19,541,576                               | 34,250,976                               |
| Other Current Liabilities      | 6    | 165,349,762                              | 279,410,871                              |
| Short Term Provisions          | 7    | 3,024,678                                | 3,392,084                                |
|                                |      | <u>347,120,032</u>                       | <u>450,435,895</u>                       |
| <b>TOTAL</b>                   |      | <u><u>427,202,583</u></u>                | <u><u>528,122,991</u></u>                |
| <b>ASSETS</b>                  |      |  |  |
| <b>Non Current Assets</b>      |      |  |  |
| Fixed Assets                   |      |  |  |
| (i) Tangible Assets            | 8    | 1,404,552                                | 1,874,741                                |
| (ii) Intangible Assets         |      | -  | -  |
|                                |      | <u>1,404,552</u>                         | <u>1,874,741</u>                         |
| Non-Current Investments        | 9    | 55,120,000                               | 55,120,000                               |
| Long Term Loans and Advances   | 10   | 3,031,000                                | 3,031,000                                |
| Other Non Current Assets       | 11   | 373,540                                  | 435,141                                  |
| Sub Total                      |      | <u>59,929,093</u>                        | <u>60,460,882</u>                        |
| <b>Current Assets</b>          |      |  |  |
| Inventories                    | 12   | 339,269,421                              | 413,340,899                              |
| Trade Receivables              | 13   | 11,951,576                               | 20,437,262                               |
| Cash and Bank Balances         | 14   | (318,724)                                | 209,569                                  |
| Short Term Loans and Advances  | 15   | 16,371,217                               | 33,674,379                               |
|                                |      | <u>367,273,490</u>                       | <u>467,662,109</u>                       |
| Sub Total                      |      | <u>367,273,490</u>                       | <u>467,662,109</u>                       |
| <b>TOTAL</b>                   |      | <u><u>427,202,583</u></u>                | <u><u>528,122,991</u></u>                |

Significant Accounting Policies And  
Notes on Financial Statements  
In terms of our report of even date attached

1 to 26

**For S.K.Thakur & Associates**  
Chartered Accountants

*Shawn*  
CA S.K.Thakur  
Proprietor  
M.No.062092  
FRN:- 325250E



**For & on Behalf of Board**

*Pramod*  
Director  
Pramod Kr. Lundia  
(Din : 01002898)

*Arun*  
Director  
Arun Kr. Lundia  
(Din : 00897963)

Date:- 1st September 2018  
Place:- Howrah

**STAR ABASAN PRIVATE LIMITED**

CIN : U70100WB2008PTC123009

**STATEMENT OF PROFIT & LOSS FOR THE YEAR ENDED 31ST MARCH 2018**


|  | Note | FOR THE YEAR ENDED<br>31.03.2018<br>AMOUNT(Rs) | FOR THE YEAR ENDED<br>31.03.2017<br>AMOUNT(Rs) |
|--|------|--|--|
| <b>INCOME</b>  |      |  |  |
| Revenue From Operations                                  | 16   | 179,110,978                                    | 26,024,428                                     |
| Other Income   | 17   | 336,413  | 330,553  |
| <b>Total Revenue</b>                                     |      | <b>179,447,391</b>                             | <b>26,354,981</b>                              |
| <b>EXPENSES</b>  |      |  |  |
| Purchases of Stock In Trade                              | 18   | 56,999,724                                     | 133,712,334                                    |
| Changes In Inventories Of Stock In Trade                 | 19   | 74,071,478                                     | (172,169,165)                                  |
| Employees Benefits Expense                               | 20   | 4,720,245                                      | 4,118,533                                      |
| Finance Costs  | 21   | 18,445,277                                     | 15,075,561                                     |
| Depreciation And Amortisation Expense                    |      | 531,296  | 728,555  |
| Other Expenses   | 22   | 21,216,472                                     | 51,221,924                                     |
| <b>Total Expenses</b>                                    |      | <b>175,984,492</b>                             | <b>32,687,742</b>                              |
| <b>Profit Before Extraordinary Items and Tax</b>         |      | <b>3,462,899</b>                               | <b>(6,332,761)</b>                             |
| Current Tax  |      |  |  |
| i) Current Income Tax                                    |      | 549,359  |  |
| ii) Deferred Tax   |      | 61,601   | (46,075)                                       |
| <b>Total Tax Expense</b>                                 |      | <b>610,960</b>                                 | <b>(46,075)</b>                                |
| <b>Profit For The Year after Tax</b>                     |      | <b>2,851,939</b>                               | <b>(6,286,686)</b>                             |
| Earnings Per Equity Share of Face Value<br>of Rs 10 Each |      |  |  |
| Basic and Diluted  | 23   | 4.39   | (9.67)   |

Significant Accounting Policies And  
Notes On Financial Statements  
In terms of our report of even date attached

1 to 26


**For S.K.Thakur & Associates**


Chartered Accountants

  
CA S.K.Thakur  
Proprietor  
M.No.062092  
FRN:- 325250E



For &amp; on Behalf of Board

  
Director  
Pramod Kr. Lundia  
(Din : 01002898)

  
Director  
Arun Kr. Lundia  
(Din : 00897963)

Date:- 1st September 2018  
Place:- Howrah