

**GOVERNMENT OF WEST BENGAL
OFFICE OF THE DIRECTOR GENERAL
WEST BENGAL FIRE & EMERGENCY SERVICES
13-D Mirza Ghalib Street, Kolkata- 700 016**

Memo No : IND/WB/FES/20172018/4898

DATE: 06/04/2018

From :
The Director
Fire Prevention Wing,
West Bengal Fire & Emergency Services.

To :
ALLWORTH TRADECOM PVT LTD AND OTHERS
48, Manmohan Banerjee Road, Kolkata 38
Tollygunge F.S., Behala,
Kolkata - 700038 .


Sub :Fire Safety Recommendation for proposed construction of LB+UB+G+XI storied Residential Housing Complex comprising 10 nos. of Block in the name of "ALLWORTH TRADECOM PVT LTD AND OTHERS" at premises no. 45,MANMOHAN BANERJEE ROAD, KOLKATA – 700038.

This is in reference to your Application No. IND/WB/FES/20172018/4898,dated 06/04/2018, regarding the Fire Safety Measure for proposed construction of LB+UB+G+XI storied Residential Housing Complex comprising 10 nos. of Block in the name of "ALLWORTH TRADECOM PVT LTD AND OTHERS" at premises no. 45,MANMOHAN BANERJEE ROAD, KOLKATA – 700038..

The plan submitted by you was scrutinized and marked as found necessary from Fire Safety point of view. In returning one set of plan with recommendation, this is issuing Fire Safety Recommendation in favour of the aforesaid building subject to the compliance of the following fire safety measure.

Recommendation:

1. This Fire Safety Recommendation is being issued for proposed construction of LB+UB+G+XI storied Residential Housing Complex comprising 10 nos. of Block in the name



of "ALLWORTH TRADECOM PVT LTD AND OTHERS" at premises no. 45, MANMOHAN BANERJEE ROAD, KOLKATA – 700038, Ward no. 118, Borough – XIII, PS – Behala.

2. CONSTRUCTION:

1.The whole construction of the proposed building shall be carried out as per approved plan drawings conforming the relevant building rules of local Municipal Body.

2.The floor area exceeds 750 m² shall be suitable compartmented by separation walls up to ceiling level having at least Two hours Fire resisting capacity.

3.The interior finish decoration of the building shall be made of low flame spread materials conforming to I.S. specifications.

4.Provision of ventilation at the crown of the central core-duct of the building shall be provided.

5.Arrangements shall have to be made for sealing all the vertical & horizontal ducts by the materials of adequate Fire resisting capacity & the doors of service ducts / shafts of 2hr. Fire rating.

3. OPEN SPACE & APPROACH:

1.The open spaces surrounding the building shall conform the relevant building rules as well as permit the accessibility and maneuverability of Fire Appliances with turning facility.

2.The approach road shall be sufficiently strong to withstand the load of Fire Engine weighting up to 45 M.T.


3.The width and height of the access gates into the premises shall not be less than 4.5 and 5 M respecting abutting the road.

4. STAIRCASE:

1.The staircase of the building shall be enclosed type. Entire construction shall be made of bricks / RCC type having Fire Resisting Capacity not less than 4 hours.

2.The staircase of the building shall have permanent vents at the top and open able sashes at each floor level in the external wall of the building.

3.The width of the Staircase shall be made as shown in the plan. Corridors and the exit doors shall conforming the relevant building rules and well as rules of the cinematograph act. with up to date amendments.



4.All the staircases shall be extended up to terrace of the building and shall be negotiable to each other without entering into any room.

5.Fire & Smoke doors at the entrance of all the staircase enclosures as marked in the plan at each floor level shall be provided. The F.C.D. shall be of the least one hour Fire resisting Wire Glass Window fitted with self closing type openable in the direction of escape.

5. LIFT:

1.The walls of the lift enclosure shall be at least two hours Fire Resisting type.

2.Collapsible gate shall not be permitted.

3.One of the lifts shall be designed for Fire Lift. The word "Fire Lift" shall conspicuously be written at ground floor.

4.In case of failure of normal electric supply, it shall automatically trip of alternate supply and also shall have manually operated change over facility. Alternatively, the lift shall be so wired that in case of power failure, it comes down at ground level stands still with door open.

5.All other requirements shall confirm the I.S. specification including the communication facility in the lift cars connecting with the Fire Control Room of the building.

6.Pressurization System shall have to be provided all Lift's which are terminated at Basement level.


6. REFUGE AREA:

1.The refuge area is not less than 15 Sqm. shall be provided on the external wall with cantilever projection or other suitable means as approved plan drawing.

2.The refuge area shall be of Fire resisting construction and protected with self-closing F.C.D. at the entrance from the corridor or the staircase lobbies.

3.The position of refuge Areas shall be such that they are negotiable by the Fire service Ladder from the ground floor.

7. BASEMENT:

A handwritten signature in black ink, appearing to read 'Suresh Kumar', is located in the bottom right corner of the page.

1.The Basement shall be adequately ventilated with aggregate cross sectional area of not less than 2.5% of the area spread evenly round the perimeter of the basement shall be provided in the form of grills.

2.Mechanical smoke venting arrangements shall be provided to all the basements conforming the I.S. Specification.

3.The exit from the basement shall be form open Air and form any points the travel distance shall not exceeds 15.5 M to reach any exit.

4.All the basement shall be protected with Automatic Sprinkler System conforming to I.S. 3844-1989.

5.The staircase of basement shall be of enclosed type having Fire resistance of not less than 4 hrs. and shall be situated at the periphery of the basement to be entered at ground level only from the open air and in such positions that smoke from any Fire in the basement shall not obstruct any exit having the ground upper floor of the building.

6.In multi-story basements, intake ducts may serve all basement level, but each basement and basement compartment shall have separated smoke outlet duct or ducts.

7.Carbon Monoxide sensor shall have to be installed inside the both basement.

8.Mechanical extractor shall have an internal locking arrangement so that extracting shall continue to operate and supply fans shall stop automatically with the actuation of Fire Detectors.


9.The Lifts runs towards basement shall be pressurized. A positive pressure of 25 to 30 Pa. shall be maintained inside the lift well and lobby. The pressurization shall be maintained round the clock.

10.Both Basement area shall have to be segregated properly by water curtain system as stated NBC-Part-IV'2016.

8. FIRE FIGHTING WATER :

1.Underground water reservoir having water capacity of 300000 Ltrs. and O.H.W.R. 25000 ltr each Block capacity exclusively for firefighting purpose shall be kept full at all time.

2.The Fire water reservoir shall have overflow arrangement with the domestic water reservoir

A handwritten signature in black ink, appearing to read 'Uma Raj', is located in the bottom right corner of the page.

as well as to avoid stagnancy of water.

3.Provision of necessary manhole shall be made on the top of this reservoir as per specification.

4.Provision of replenishment at the rate of at least 2000 lts./min. from two separate source of water supplies shall be made.

5.The deep tube wells for the replenishment of the reservoir shall be incorporated with auto starting facility with actuation of auto detection and suppression arrangement of the premises and shall also be connected with dual power supply units.

6.Provision of placing Fire Appliances on the underground water reservoir to be made to draw water in case of emergency.

9. WATER LAYOUT SYSTEM:

1The building shall be provided with Wet Riser at 150mm. internal diameter Pipe Line with provision of landing valves at the Staircase landings / half landings at the rate of one such riser for 1000 Sq.m. of floor area. The system shall be so designed that shall be kept charged with Water all the time under pressure and capable to discharge 2850 lts/min. at the ground floor level outlet and minimum 900lts/min. at the top most outlet. In both cases the running pressure shall not be less than 3.5Kgs/Sq.cm. All other requirements shall conforming I.S. 3844 – 1989.


2Provision for Hose Reel units on swiveling drum in conjunction with Wet Riser shall be made near each landing valves.

3Ring Main Hydrant with provision of adequate numbers Hydrant shall be installed surrounding the building in accordance with relevant I.S. specifications.

10. FIRE PUMP:

Provision of the Fire Pump shall have to be made to supply water at the rate-designed pressure and discharge into the Water based system, which shall be installed in the building. One such pump shall always be kept on stand-by be of diesel driven type.

Separate Fire Pump shall have to be provided as same capacity of main pump for installation of sprinkler system of the project.



Provision of Jockey Pump shall also have to be made to keep the Water based system under pressurized condition at all the time. All the pumps shall be incorporated with both manual and auto starting facilities. The suction of pumps shall preferably of positive type or in case of negative suction the system shall be wet riser-cum-down comer with suitable terrace pump with overhead tank.

11. Sprinkler Installation:

Auto Sprinkler system shall have to be provided inside the both basement, multi-purpose hall and all amenities area of the buildings.

12. ELECTRICAL INSTALLATION & DISTRIBUTION:

1The electrical installation including transformers, Switch Gears, Main & Meters etc. and the distribution system of the premises shall be made satisfying the code of practice for Fire safety in general building as laid down in I.S. specification 1946 – 1982.

2Electrical distribution system shall conform all the requirements as laid in I. S. 1646-1982.

3The electrical installation shall be adequately protected with automatic CO2/D.C.P.

4All electrical installation viz. Transformer Switch Gear L. T., H. T. rooms shall be protected with both auto detection and suppression systems as per suitability.

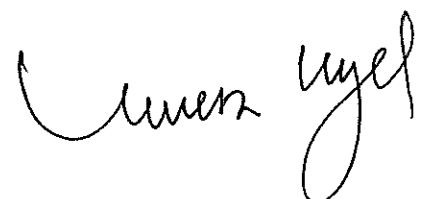
5Alternative Power Supply :

Arrangements shall have to be made to supply power with the help of a generator to operate at least the Fire Pump, Pump for deep Tube-well, Fire Alarm System, etc. and also for illuminating the Staircase, corridors etc. and other places of assembly of the building incase of normal power failure.

13. DETECTION AND ALARM SYSTEM:

1.Manually operated Electrical Fire Alarm system with at least three numbers of break glass type call boxes fitted with Hooters along with public address system, at each floor connecting with audio-visual panel board shall be made in Control Room. The Control Room shall be located at the entrance of Ground Floor of the building, other requirements of the system shall be made conforming I.S. 2189 – 1988.

2.Hooter will be sounded in such a manner so that an operation of a Detector or Manual Call Point Hooters will sounded on the same floor and immediate alternate floor.



3. Smoke detector shall have to be installed in the multi-purpose hall and all amenities area of the buildings.

4. Carbon Monoxide sensor shall have to be provided inside the both basement.

14. FIRSTAID FIRE FIGHTING SYSTEM:

First Aid firefighting arrangement in the style of placing suitable type of portable Fire Extinguishers, Fire buckets etc. in all floors and vulnerable locations of the premises shall be made in accordance with I.S. 2190-92.

15. GENERAL RECOMMENDATIONS:

1 Disposable type B. A. Musk to be kept always for emergency fire situation.

2 Fire Notice for Fire Fighting and evacuation from the building shall be prepared and be displayed at all vulnerable places of the building.

3 Floor numbers and directional sign of escape route shall be displayed prominently.

4 The occupancy and security staff shall be conversant with installed Fire Fighting equipments of the building and to operate in the event of Fire and Testing.


5 Arrangement shall be made for regular checking, testing and proper maintenance of all the Fire Safety installation and equipments installed in the building to keep them in perfectly good working conditions at all times.

6 A crew of trained Fireman under an experienced officer shall be maintained round the clock for safety of the building.

7 Mock Fire practice and evacuation drill shall be performed periodically with participation of all occupants of building.

8 Each year a certificate is to be obtained from the Director General, West Bengal Fire & Emergency Services certifying about the satisfactory services, performance of all the Life and Fire Safety arrangements and installation of the building.

On compliance of all the above Fire and Life safety recommendations, the Director General, West Bengal Fire & Emergency Services shall be approached for necessary inspection and testing of the installation, Fire Safety Certificate in favour of the occupancy shall be issued on being satisfied with the tests and performances of safety aspects of installation of the



building.

N.B. :Any deviation and changes the nature of use of the building in respect of the approved plan drawing, without obtaining prior permission from this office, this Fire Safety Recommendation will be treated as cancelled.

Director
West Bengal Fire & Emergency Services

✓

Validity unknown
Digitally signed by ABHIJIT
PANDEY
Date: 2018.04.06 18:56:20 IST

PS VINAYAK HOMES LLP
Partner / Authorised Signatory