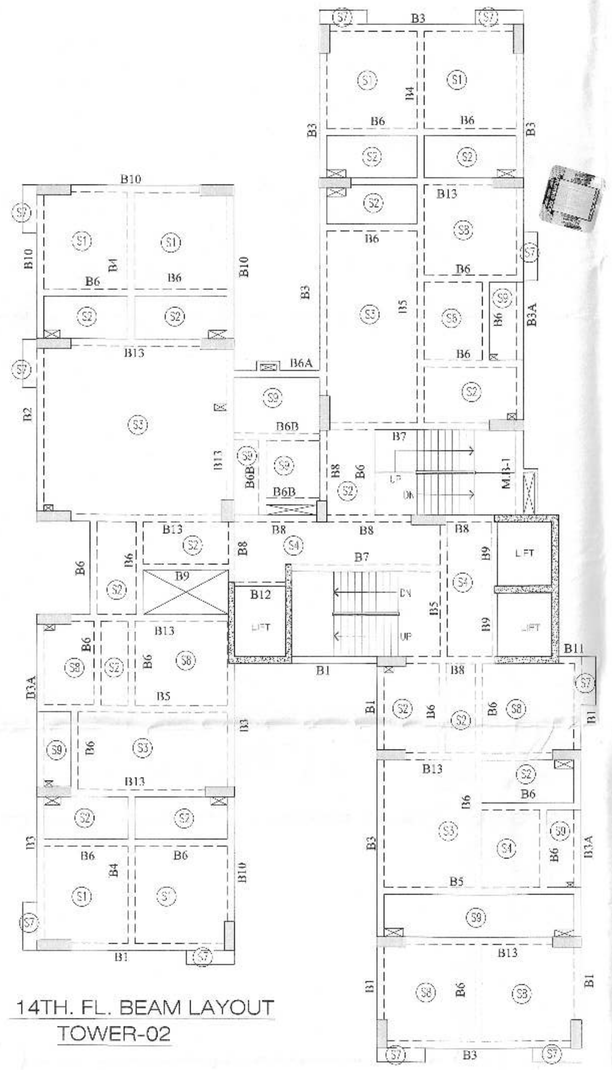

14TH. FL. BEAM LAYOUT
TOWER-02

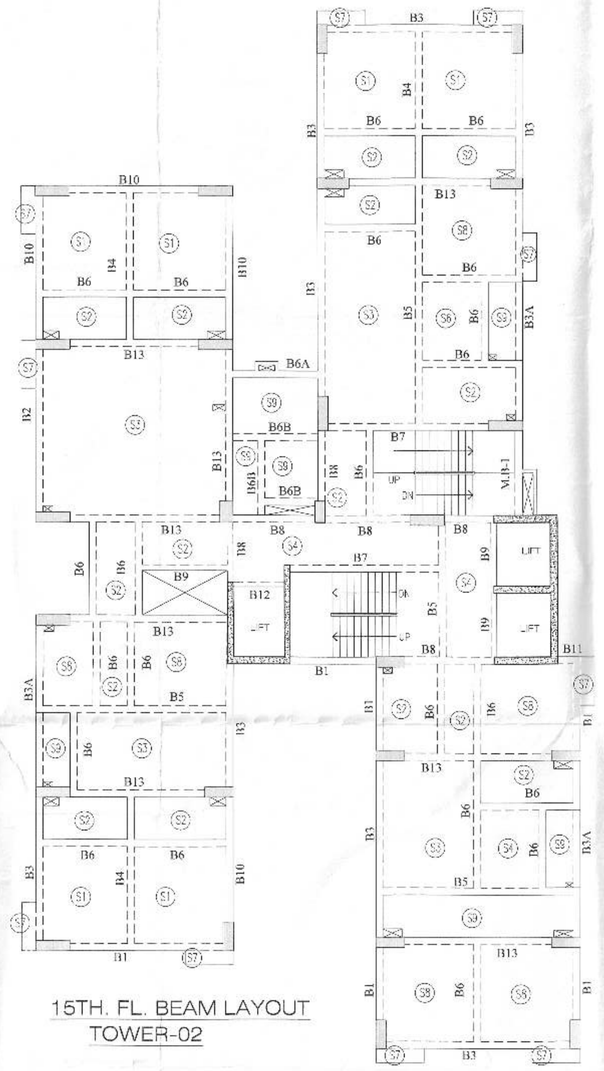

15TH. FL. BEAM LAYOUT
TOWER-02

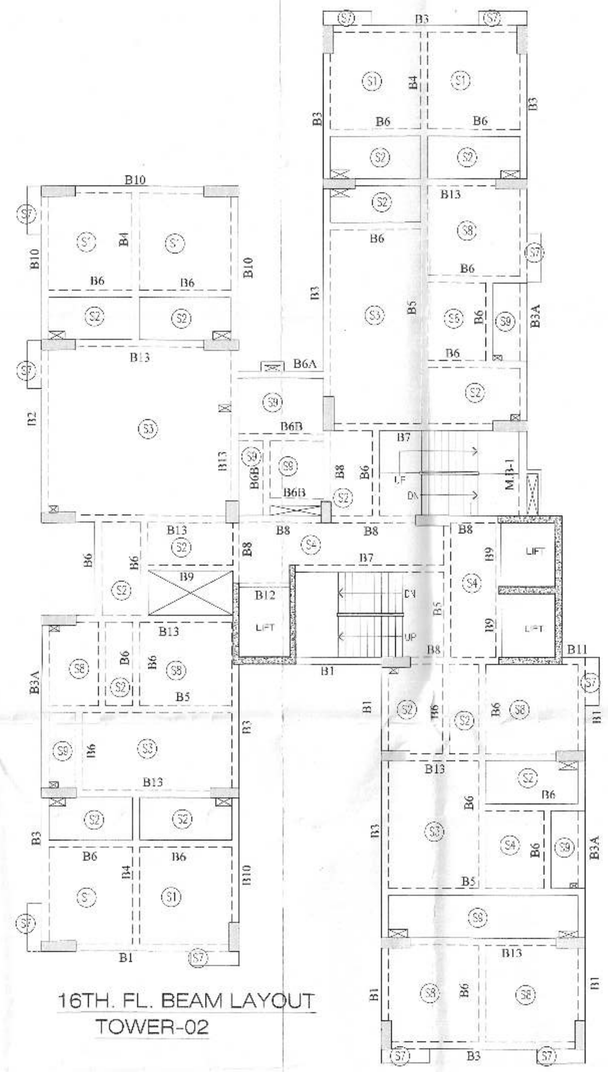

16TH. FL. BEAM LAYOUT
TOWER-02

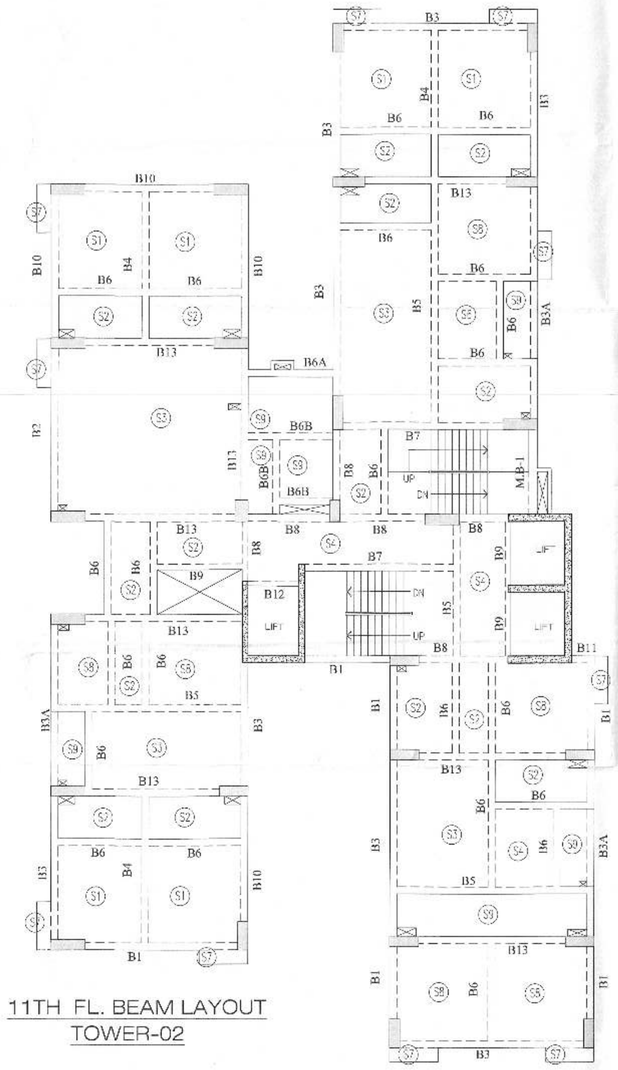

11TH FL. BEAM LAYOUT
TOWER-02

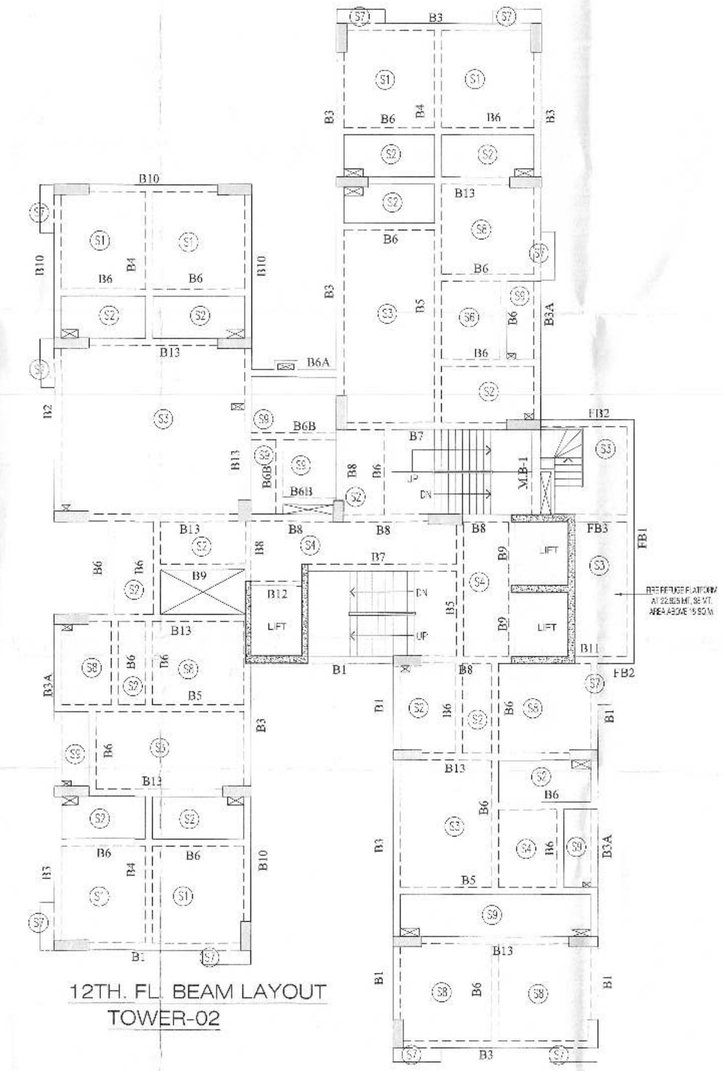

12TH. FL. BEAM LAYOUT
TOWER-02

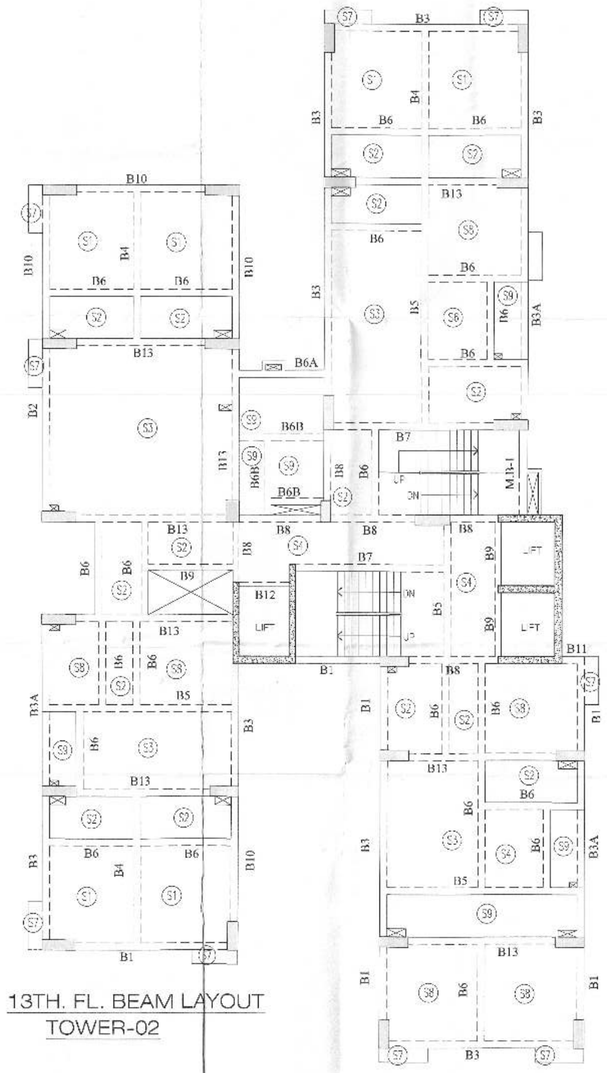

13TH. FL. BEAM LAYOUT
TOWER-02

TYP. (11TH.- 16TH.) FL. BEAM SCHEDULE (TOWER-02)
GRADE OF CONCRETE - M30

BEAM MKD	BEAM SIZE		REINFT. AT SUPPORT		REINFT. AT MID SPAN		STIRRUPS AT SUPPORT(0.3L)	STIRRUPS AT SPAN
	WIDE	DEPTH	TOP	BOTTOM	TOP	BOTTOM		
B1	250	825	3-T20	2-T20	2-T20	3-T20	T10@100C/C	T10@150C/C
B2	250	775to825	5-T20	3-T20	2-T20	5-T20	T10@100C/C	T10@150C/C
B3	250	825	5-T20	3-T20	2-T20	5-T20	T10@100C/C	T10@150C/C
B3A	250	775to625	5-T20	3-T20	2-T20	5-T20	T10@100C/C	T10@150C/C
B4	250	600	3-T20	3-T20	3-T20	3-T20	T10@100C/C	T10@150C/C
B5	250	600	3-T16	3-T20	3-T16	5-T20	T10@100C/C	T10@150C/C
B5	250	600	2-T16	3-T16	2-T16	3-T16	T10@100C/C	T10@150C/C
B6A	250	825	2-T16	3-T16	2-T16	4-T16	T10@100C/C	T10@150C/C
B6B	250	500	2-T16	3-T16	2-T16	2-T16	T10@100C/C	T10@150C/C
B7	250	600	5-T20	3-T20	2-T20	5-T20	T10@100C/C	T10@150C/C
B8	250	600	3-T20	3-T20	3-T20	3-T20	T10@100C/C	T10@150C/C
B9	200	600	2-T20	2-T20	2-T20	2-T20	T10@100C/C	T10@150C/C
B10	250	825	4-T20	2-T20	2-T20	4-T20	T10@100C/C	T10@150C/C
B11	250	600	3-T16	3-T16	3-T16	3-T16	T10@100C/C	T10@150C/C
B12	150	600	2-T16	2-T16	2-T16	2-T16	T10@100C/C	T10@150C/C
B13	250	600	5-T20	3-T20	3-T20	5-T20	T10@100C/C	T10@150C/C
MB-1	250	500	3-T20	3-T20	3-T20	3-T20	T10@100C/C	T10@150C/C
FB-1	250	825	3-T16	3-T16	3-T16	3-T16	T10@100C/C	T10@100C/C
FB-2	250	825	6-T20	3-T20	3-T20	6-T20	T10@100C/C	T10@100C/C
FB-3	250	675	6-T20	3-T20	3-T20	6-T20	T10@100C/C	T10@100C/C

TYP. (11TH.- 16TH.) FL. SLAB SCHEDULE
(TOWER-02)
GRADE OF CONCRETE - M30

SLAB MKD.	DEPTH	REINFT. AT SHORTER SPAN	REINFT. AT LONGER SPAN
S	150	T10@200C/C (BOTT.STR.) T10@200C/C (BOTT.CUT)	T10@300C/C (BOTT.STR.) T10@300C/C (BOTT.CUT)
S2	125	T10@300C/C (BOTT.STR.) T10@300C/C (BOTT.CUT)	T10@400C/C (BOTT.STR.) T10@400C/C (BOTT.CUT)
S3	200	T12@200C/C (BOTT.STR.) T12@200C/C (BOTT.CUT)	T10@300C/C (BOTT.STR.) T10@300C/C (BOTT.CUT)
S4	125	T10@400C/C (BOTT.STR.) T10@400C/C (BOTT.CUT)	T10@400C/C (BOTT.STR.) T10@400C/C (BOTT.CUT)
S6	150	T10@200C/C (BOTT.STR.) T10@200C/C (BOTT.CUT)	T10@400C/C (BOTT.STR.) T10@400C/C (BOTT.CUT)
S7	125	T10@100C/C (BOTT.STR.)	T10@100C/C (BOTT.STR.)
S8	125	T10@300C/C (BOTT.STR.) T10@300C/C (BOTT.CUT)	T10@300C/C (BOTT.STR.) T10@300C/C (BOTT.CUT)
S9	175	T10@200C/C (BOTT.STR.) T10@200C/C (BOTT.CUT)	T10@400C/C (BOTT.STR.) T10@400C/C (BOTT.CUT)

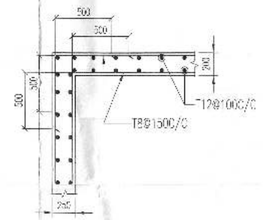

TYPICAL DETAILS OF LIFT WALL

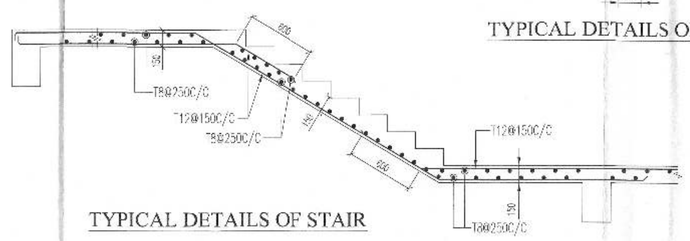

TYPICAL DETAILS OF STAIR

NOTES:-
1. ALL DIMENSIONS ARE IN M.M. UNLESS OTHERWISE MENTIONED
2. SUPER STRUCTURE : SUPER STRUCTURE SHALL BE OF 1ST CLASS BRICK IN 1:6 CEMENT MORTAR.
3. ALL GRADE OF CONCRETE M30
4. ALL MATERIALS SHALL CONFORM TO RELEVANT I.S CODES.
5. FOR STEEL, GRADE Fe 500 AS PER I.S : 786-2008.
6. LAPS SPLICES & BOND LENGTH SHOULD BE 50 D WHERE 'D' IS THE SMALLEST BAR DIA.
7. FOUNDATION & PLINTH : BRICKWORK IN FOUNDATION & PLINTH SHALL BE OF 1ST CLASSBRICK IN 1:6 CEMENT MORTAR
8. MINIMUM CLEAR COVER TO MAIN REINFORCEMENT IS AS FOLLOWS:

MEMBER	TOP	BOTTOM	SIDE
a. COLUMN			40
b. TIE BEAM.	30	30	30
c. FLOOR BEAM.	25	25	25
d. FLOOR SLAB.	20	20	20
e. PILE			60
f. PILECAP	50	75	60

UNDERSIGNED HAS INSPECTED THE SITE AND CARRIED OUT SOIL INVESTIGATION THEREIN. IT IS CERTIFIED THAT HE EXISTING SOIL OF THE SITE IS ABLE TO CARRY THE LOAD COMING FROM THE PROPOSED CONSTRUCTION AND THE FOUNDATION SYSTEM PROPOSED HEREIN IS SAFE & STABLE IN ALL RESPECT FROM GEO-TECHNICAL POINT OF VIEW.

ALOK ROY
Empanelled Geotechnical Engineer
Kolkata Municipal Corporation
Class-I, No.- G/1/11
6A, Milan Park,
Kolkata-700 084

SIGNATURE OF GEOTECH ENGINEER
ALOK ROY
M/S. GEOTEST ENGINEERS PVT. LTD.
ADDRESS:
6A, MILAN PARK
KOLKATA – 700 084

1. I ENGAGED ARCHITECT AND E.S.E DURING CONSTRUCTION
2. I FOLLOWED THE INSTUCTIONS OF ARCHITECT AND E.S.E DURING CONSTRUCTION OF THE BUILDING.
3. K.M.C AUTHORITY WILL NOT BE RESPONSIBLE FOR STRUCTURE STABILITYOF BUILDING AND ADJOINING STRUCTURE.
4. IF ANY SUBMITED DOCUMENT IS FOUND TO BE FAKE THE K.M.C AUTHORITY MAY REVOKE THE SANCTION PLAN.
5. THE CONSTUCTION OF WATER RESERVOIR AND SEPTIC TANK EXCUTED UNDER THE GUIDENCE OF ARCHITECT & E.S.E

Karan Todi

SIGNATURE OF OWNER
KARAN TODI
DESIGNATED PARTNER OF AKSHAY VINIMAY LLP.
ADDRESS:
2, QUEENS PARK, BALLYGUNGE,
KOLKATA – 19

CERTIFICATE OF ARCHITECT

THE L.B.A. HAS CERTIFIED ON THE PLAN ITSELF WITH FULL RESPONSIBILITY THAT THE BUILDING PLAN HAS BEEN DRAWN UP AS PER PROVISION OF K.M.C. BLDG. RULES 2009, AS AMENDED FROM TIME TO TIME AND THAT THE SITE CONDITION INCLUDING THE WIDTH OF THE ABUTTING ROAD CONFIRM WITH THE PLAN AND IT IS A BUILD ABLE SITE AND NOT A TANK OR A FILLED UP TANK.

Raj Kumar Agarwal
Member of Council of
Architects CA/94/7940

SIGNATURE OF ARCHITECT
RAJ KUMAR AGARWAL
COUNCIL REGISTRATION NO. CA/94/7940
ADDRESS:
RA, AGRAWAL & ASSOCIATES
8B, ROYD STREET (2ND FLOOR), KOLKATA-16.

CERTIFICATE OF STRUCTURAL ENGINEER

THE STRUCTURAL DESIGN OF BOTH FOUNDATION AND SUPERSTRUCTURE OF THE BUILDING HAVE BEEN MADE BY ME CONSIDERING ALL POSSIBLE LOADS INCLUDING THE SEISMIC LOAD AS PER N.B.C OF INDIA AND CERTIFY THAT IT IS SAFE AND STABLE IN ALL RESPECT. SOIL INVESTIGATION REPORT HAS BEEN DONE BY GEOTECH ENGINEERS PVT. LTD. (MR. ALOK ROY) EMPANELLED NO.- G/1/11, 6A, MILAN PARK, KOLKATA-700084. THE RECOMENDATION OF SOIL REPORT HAS BEEN CONSIDERED DURING STRUCTURAL CALCULATION.

SANJIV J. PAREKH
M.E. (STRUCTURAL), (CONST. ENGG.)
F. I. C. E., F.I.E.(P.HEDS-0)
L. S. E. NO. 104 (I) K. M. C.

SIGNATURE OF STRUCTURAL ENGINEER
SANJIV. J. PAREKH
E.S.E. I (104),
ADDRESS:
34 RAMMOHAN DUTTA ROAD,
KOLKATA-20.

SANJIB GUHA
B.SC., B.GE., F.I.E.(F-113454-5)
CHARTERED ENGINEER
ENLISTED STRUCTURAL
REVIEWER WITH K.M.C.

SIGNATURE OF STRUCTURAL REVIEWER
SANJIB GUHA,
E.S.R. I/88/16
ADDRESS:
34 RAMMOHAN DUTTA ROAD,
KOLKATA-20.

PROJECT
PROPOSED G+XVI STORIED, 53.375 MT. HEIGHT (PARTIALY G+XV STORIED, 50.3 MT. HEIGHT) RESIDENTIAL BUILDING AT PRE. NO.-12B, BELIAGHATA ROAD, KOLKATA-700015. UNDER KOLKATA MUNICIPAL CORPORATION, WARD NO.- 57, BOROUGH- VII.

TITLE
CORPORATION DRAWING
TYP. (11TH. - 16TH.) FLOOR BEAM LAYOUT (TOWER-02)

ARCHITECTS
RAJ AGRAWAL & ASSOCIATES
8B, ROYD STREET,
KOLKATA-16

STRUCTURAL ENGINEERS
S.P.A.CONSULTANTS
34, RAM MOHAN DUTTA ROAD
KOLKATA – 700020
PH NO. 2440-5415/5468.8475-76.4(Tel.Fax)
E-mail: spa_cons@yahoo.co.in

DRAWN BY :-	CHECKED BY	JOB NO.
B.SK	S.ROY	SPA/RA./2016/19
DATE :- 28.12.2018	SCALE : 1:100,25	DRG. NO. CS- 07

S-7

CERTIFIED COPY

KOLKATA MUNICIPAL CORPORATION
BUILDING DEPARTMENTS
CERTIFIED COPY OF B.S. PLAN
No. 2018070231 Dt. 10/1/19
Borough No. VII
Assistant Engineer
Executive Engineer
Dy. Bldg. Sub-VII
K.M.C.

Structural plan and design calculation as submitted by the structural engineer have been kept with B.P. No. 2018070231 Date 10/1/19 for record of the Kolkata Municipal Corporation without verification No. deviation from the submitted structural plan should be made at the time of erection without submitting fresh [illegible] plan along with design calculation and stability [illegible] the prescribed form, necessary steps should [illegible] of the safety of the adjoining premises public and private properties and safety of human life during construction.

sd/- sd/-
EXECUTIVE ENGINEER/ASSTT.ENGINEER
BOROUGH NO. VII

OFFICE OF THE EXECUTIVE ENGINEER
BUILDING BOROUGH-VII
DATE 09/1/19
THE KOLKATA MUNICIPAL CORPORATION