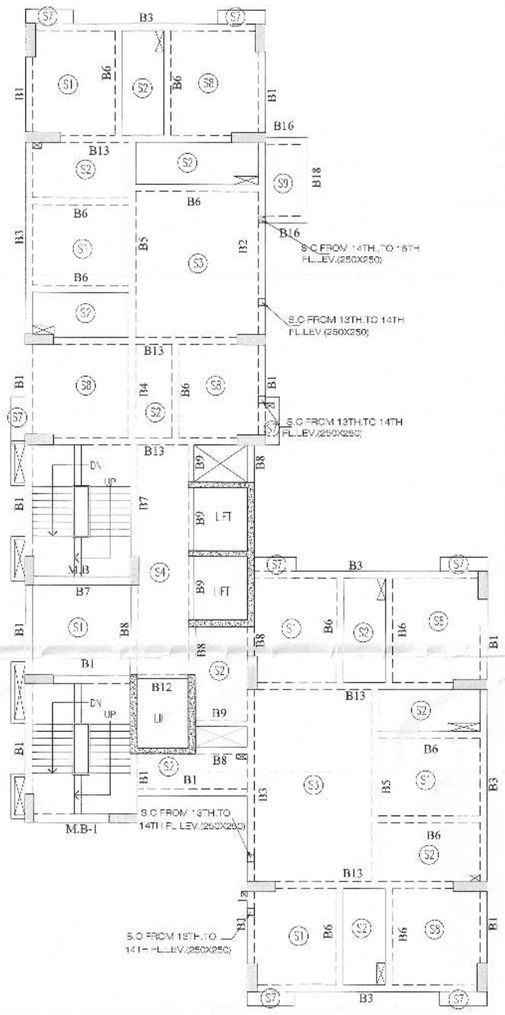

14TH. FL. BEAM LAYOUT
TOWER-03

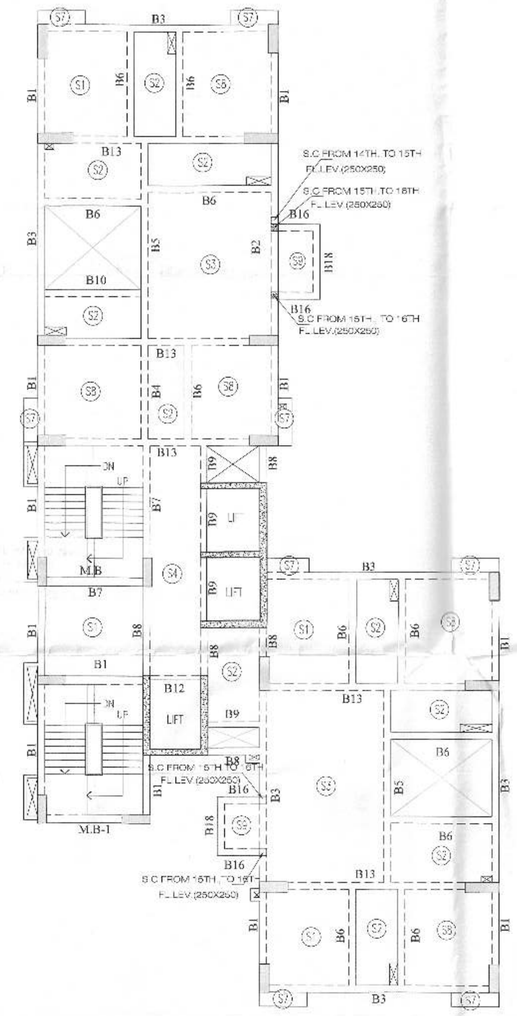

15TH FL. BEAM LAYOUT
TOWER-03

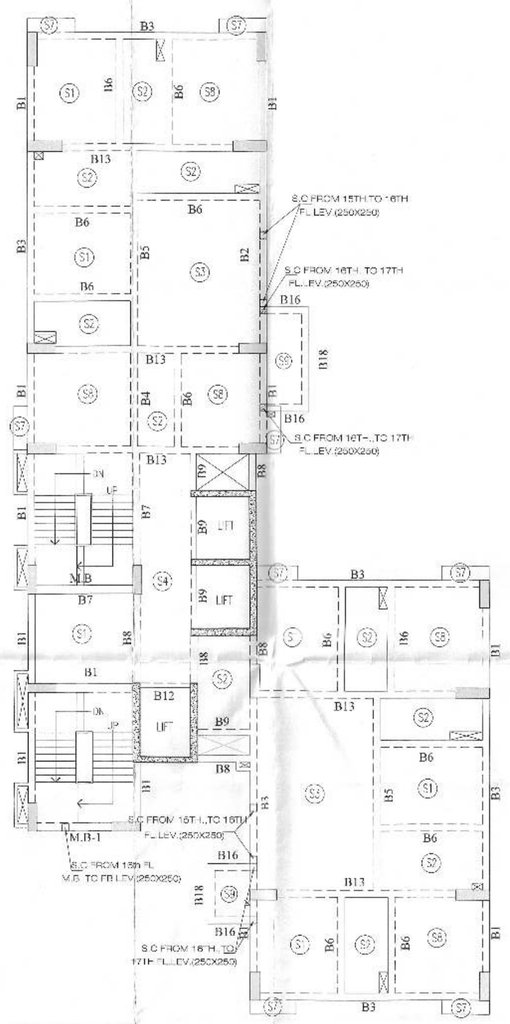

16TH FL. BEAM LAYOUT
TOWER-03

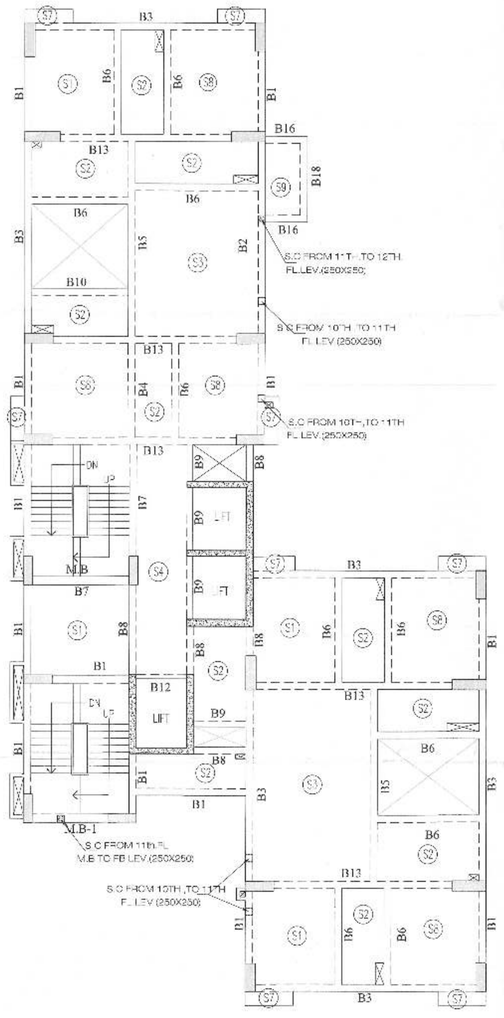

11TH. FL. BEAM LAYOUT
TOWER-03

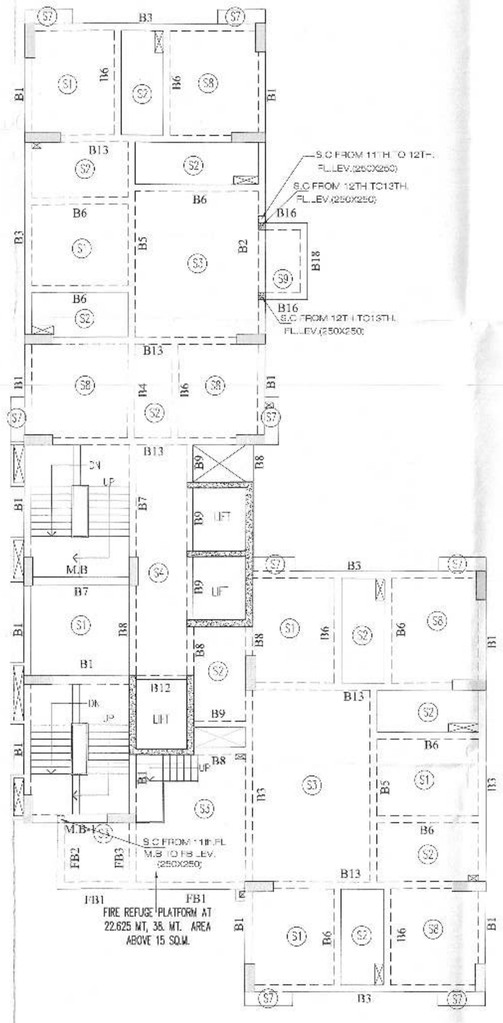

12TH. FL. BEAM LAYOUT
TOWER-03

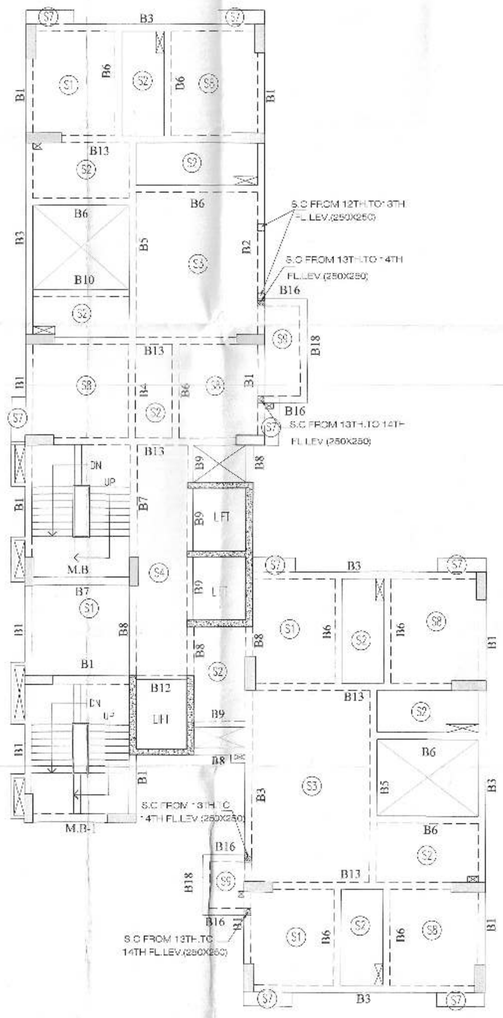

13TH. FL. BEAM LAYOUT
TOWER-03

TYP. (11TH.- 16TH.) FL. BEAM SCHEDULE (TOWER-03)
GRADE OF CONCRETE - M30

BEAM MKD	BEAM SIZE		REINFT. AT SUPPORT		REINFT. AT MID SPAN		STIRRUPS AT SUPPORT(0.3L)	STIRRUPS AT SPAN
	WIDE	DEPTH	TOP	BOTTOM	TOP	BOTTOM		
B1	250	825	3-T20	2-T20	2-T20	3-T20	T10@100C/C	T10@150C/C
B2	250	825	5-T20	3-T20	2-T20	5-T20	T10@100C/C	T10@150C/C
B3	250	825	5-T20	3-T20	2-T20	5-T20	T10@100C/C	T10@150C/C
B4	250	500	3-T20	3-T20	3-T20	3-T20	T10@100C/C	T10@150C/C
B5	250	600	3-T16	3-T20	3-T16	5-T20	T10@100C/C	T10@150C/C
B6	250	600	2-T16	3-T16	2-T16	3-T16	T10@100C/C	T10@150C/C
B7	250	600	5-T20	3-T20	2-T20	5-T20	T10@100C/C	T10@150C/C
B8	250	900	3-T20	3-T20	3-T20	3-T20	T10@100C/C	T10@150C/C
B9	200	500	2-T20	2-T20	2-T20	2-T20	T10@100C/C	T10@150C/C
B10	250	425	3-T20	2-T20	2-T20	3-T20	T10@100C/C	T10@150C/C
B12	150	600	2-T16	2-T16	2-T16	2-T16	T10@100C/C	T10@150C/C
B13	250	600	5-T20	3-T20	3-T20	5-T20	T10@100C/C	T10@150C/C
MB-1	250	600	3-T20	3-T20	3-T20	3-T20	T10@100C/C	T10@150C/C
FB-1	250	825	3-T16	3-T16	3-T16	3-T16	T10@100C/C	T10@100C/C
FB-2	250	825	6-T20	3-T20	3-T20	6-T20	T10@100C/C	T10@150C/C
FB-3	250	675	6-T20	3-T20	3-T20	6-T20	T10@100C/C	T10@150C/C

TYP. (11TH.- 16TH.) FL. SLAB SCHEDULE
(TOWER-03)
GRADE OF CONCRETE - M30

SLAB MKD.	DEPTH	REINFT. AT SHORTER SPAN	REINFT. AT LONGER SPAN
S1	150	T10@200C/C (BOTT.STR.) T10@200C/C (BOTT.CUT)	T10@300C/C (BOTT.STR.) T10@300C/C (BOTT.CUT)
S2	125	T10@300C/C (BOTT.STR.) T10@300C/C (BOTT.CUT)	T10@400C/C (BOTT.STR.) T10@400C/C (BOTT.CUT)
S3	200	T12@200C/C (BOTT.STR.) T12@200C/C (BOTT.CUT)	T10@300C/C (BOTT.STR.) T10@300C/C (BOTT.CUT)
S4	125	T10@400C/C (BOTT.STR.) T10@400C/C (BOTT.CUT)	T10@400C/C (BOTT.STR.) T10@400C/C (BOTT.CUT)
S7	125	T10@100C/C (BOTT.STR.)	T10@100C/C (BOTT.STR.)
S8	125	T10@300C/C (BOTT.STR.) T10@300C/C (BOTT.CUT)	T10@300C/C (BOTT.STR.) T10@300C/C (BOTT.CUT)
S9	175	T10@200C/C (BOTT.STR.) T10@200C/C (BOTT.CUT)	T10@400C/C (BOTT.STR.) T10@400C/C (BOTT.CUT)

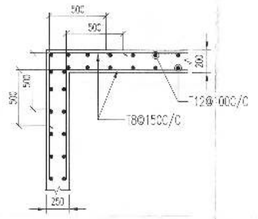

TYPICAL DETAILS OF LIFT WALL

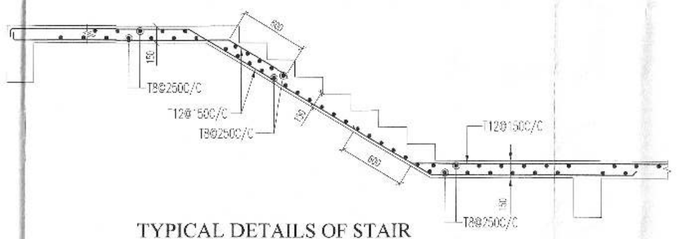

TYPICAL DETAILS OF STAIR

NOTES:-
1. ALL DIMENSIONS ARE IN M.M. UNLESS OTHERWISE MENTIONED.
2. SUPER STRUCTURE : SUPER STRUCTURE SHALL BE OF 1ST CLASS BRICK IN 1:6 CEMENT MORTAR.
3. ALL GRADE OF CONCRETE M30
4. ALL MATERIALS SHALL CONFORM TO RELEVANT I.S CODES.
5. FOR STEEL GRADE Fe 500 AS PER I.S 1786-2008.
6. LAPS, SPLICES & BOND LENGTH SHOULD BE 50 D WHERE D IS THE SMALLEST BAR DIA.
7. FOUNDATION & PLINTH : BRICKWORK IN FOUNDATION & PLINTH SHALL BE OF 1ST CLASS BRICK IN 1:6 CEMENT MORTAR.
8. MINIMUM CLEAR COVER TO MAIN REINFORCEMENT IS AS FOLLOWS:

MEMBER	TOP	BOTTOM	SIDE
a. COLUMN			40
b. TIE BEAM	30	30	30
c. FLOOR BEAM.	25	25	25
d. FLOOR SLAB.	20	20	20
e. PILE			50
f. PILECAP	50	75	50

UNDERSIGNED HAS INSPECTED THE SITE AND CARRIED OUT SOIL INVESTIGATION THEREIN. IT IS CERTIFIED THAT THE EXISTING SOIL OF THE SITE IS ABLE TO CARRY THE LOAD COMING FROM THE PROPOSED CONSTRUCTION AND THE FOUNDATION SYSTEM PROPOSED HEREON IS SAFE & STABLE IN ALL RESPECT FROM GEO-TECHNICAL POINT OF VIEW.

ALOK ROY
Empanelled Geotechnical Engineer
Kolkata Municipal Corporation
Cert-I, No.- G.T/1/11
6A, Milan Park,
Kolkata-700 084

SIGNATURE OF GEOTECH ENGINEER
ALOK ROY
M/S. GEOTEST ENGINEERS PVT. LTD.
ADDRESS:
6A, MILAN PARK
KOLKATA – 700 084

1. I ENGAGED ARCHITECT AND E.S.E DURING CONSTRUCTION
2. I FOLLOWED THE INSTUCTIONS OF ARCHITECT AND E.S.E DURING CONSTRUCTION OF THE BUILDING.
3. KMC AUTHORITY WILL NOT BE RESPONSIBLE FOR STRUCTURE STABILITYOF BUILDING AND ADJOINING STRUCTURE.
4. IF ANY SUBMITED DOCUMENT IS FOUND TO BE FAKE THE KMC AUTHORITY MAY REVOKE THE SANCTION PLAN.
5. THE CONSTUCTION OF WATER RESERVOIR AND SEPTIC TANK EXECUTED UNDER THE GUIDENCE OF ARCHITECT & E.S.E

Karan Todi

SIGNATURE OF OWNER
KARAN TODI
DESIGNATED PARTNER OF AKSHAY VINMAY LLP.
ADDRESS:
2, QUEENS PARK, BALLYGUNGE,
KOLKATA – 19

CERTIFICATE OF ARCHITECT

THE L.B.A. HAS CERTIFIED ON THE PLAN ITSELF WITH FULL RESPONSIBILITY THAT THE BUILDING PLAN HAS BEEN DRAWN UP AS PER PROVISION OF K.M.C. BLDG. RULES 2009, AS AMENDED FROM TIME TO TIME AND THAT THE SITE CONDITION INCLUDING THE WIDTH OF THE ABUTTING ROAD CONFIRM WITH THE PLAN AND IT IS A BUILD ABLE SITE AND NOT A TANK OR A FILLED UP TANK.

Rajkumar Agarwal
Architect
Member of Council of Architecture CA/94/17940

SIGNATURE OF ARCHITECT
RAJ KUMAR AGARWAL
COUNCIL REGISTRATION NO. CA/94/17940
ADDRESS:
RAJ AGRAWAL & ASSOCIATES
89, ROYD STREET (2ND FLOOR), KOLKATA-16.

CERTIFICATE OF STRUCTURAL ENGINEER

THE STRUCTURAL DESIGN OF BOTH FOUNDATION AND SUPERSTRUCTURE OF THE BUILDING HAVE BEEN MADE BY ME CONSIDERING ALL POSSIBLE LOADS INCLUDING THE SEISMIC LOAD AS PER IS1893 OF INDIA AND CERTIFY THAT IT IS SAFE AND STABLE IN ALL RESPECT. SOIL INVESTIGATION REPORT HAS BEEN DONE BY GEOTEST ENGINEERS PVT. LTD. VIDE ALOK ROY EMPANELLED NO.- G.T. 1/ 1, 6A, MILAN PARK, KOLKATA-700084. THE RECOMENDATION OF SOIL REPORT HAS BEEN CONSIDERED DURING STRUCTURAL CALCULATION.

SANJIV J. PAREKH
M.E.(STRUCTURAL CONST.ENGG.)
F.I.E., F.I.V. (F-018202-4)
E.S.E. NO. 104 (I) K.M.C.

SIGNATURE OF STRUCTURAL ENGINEER
SANJIV. J. PAREKH
E.S.E. I (104),
ADDRESS:
34 RAMMOHAN DUTTA ROAD,
KOLKATA–20.

SANJIB GUHA
B.SC., B.E., F.I.E. (I - 115654-E)
CHARTERED ENGINEER
ENLISTED STRUCTURAL
REVIEWER AMRI E.M.C.

SIGNATURE OF STRUCTURAL REVIEWER
SANJIB GUHA,
E.S.R. I/88/16
ADDRESS:
34 RAMMOHAN DUTTA ROAD,
KOLKATA–20.

PROJECT
PROPOSED G+XVI STORIED, 53.375 MT. HEIGHT (PARTIALY G+XV STORIED, 50.3 MT. HEIGHT) RESIDENTIAL BUILDING AT PRE. NO.-12B, BELIAGHATA ROAD, KOLKATA-700015. UNDER KOLKATA MUNICIPAL CORPORATION, WARD NO.- 57, BOROUGH- VII.

TITLE
CORPORATION DRAWING
TYP. (11TH. - 16TH.) FLOOR BEAM LAYOUT (TOWER-03)

ARCHITECTS
RAJ AGRAWAL & ASSOCIATES
89, ROYD STREET,
KOLKATA-16

STRUCTURAL ENGINEERS
S.P.A.CONSULTANTS
34, RAM MOHAN DUTTA ROAD
KOLKATA – 700020
TEL NO. 2465-5445/5445-2470-9874(Cell No.)
E-mail: spa_cons@yahoo.co.in

DRAWN BY – S.SK	CHECKED BY S.ROY	JOB NO. SPA/RAJ/2016/18
DATE – 25.12.2018	SCALE : 1:100.25	DRG. NO. CS-06

CERTIFIED COPY

KOLKATA MUNICIPAL CORPORATION
BUILDING DEPARTMENT
CERTIFIED COPY OF D.S. PLAN
No. 2018030231 DL 10/1/19
Borough No. 6
Assistant Engineer
Executive Engineer
Dy. C. Engg. (G)
Bldg. Br-VII
K.M.C.

Structural plan and design calculation as submitted by the structural engineer have been kept with D.P. No. 2018030231 dated 10/1/19 as record of the Kolkata Municipal Corporation without verification. No. development plan and structural plan [illegible] the Kolkata Municipal Corporation [illegible] at the time of erection without submitting [illegible] in the prescribed form, necessary steps should [illegible] for the safety of the adjoining premises public and private properties and safety of human life during construction.

EXECUTIVE ENGINEER
BOROUGH NO. 6

OFFICE OF THE DEPUTY CHIEF ENGINEER
BUILDING BOROUGH - VII
DATE 09/01/19
THE KOLKATA MUNICIPAL CORPORATION