

FRONT (WEST SIDE) ELEVATION

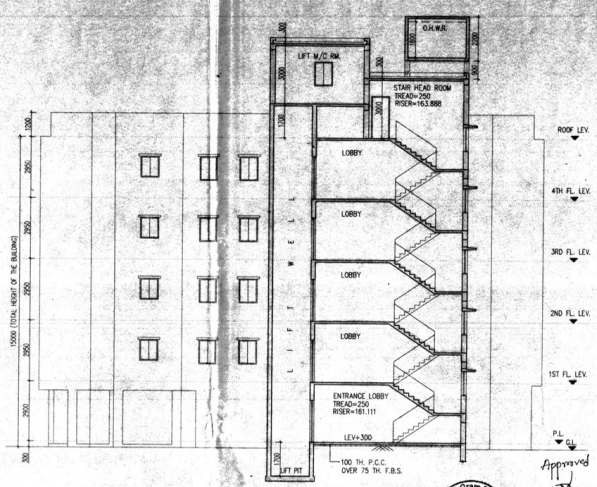

SECTION AT – BB

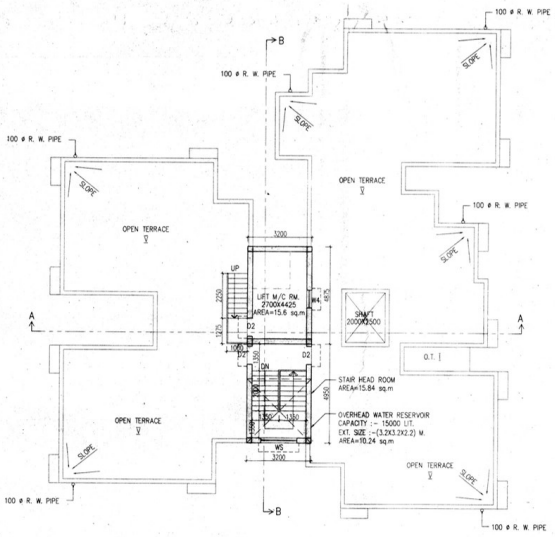

ROOF PLAN

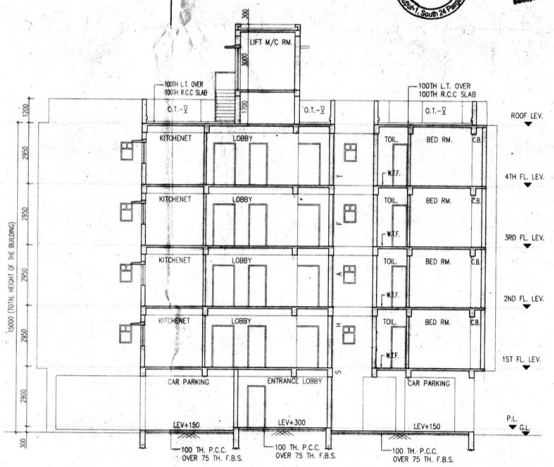

SECTION AT – AA

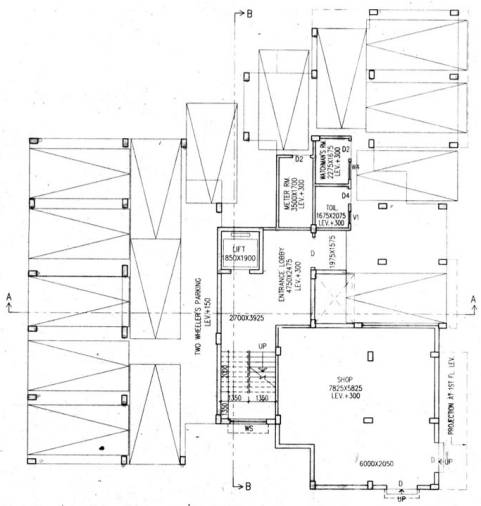

GROUND FLOOR PLAN

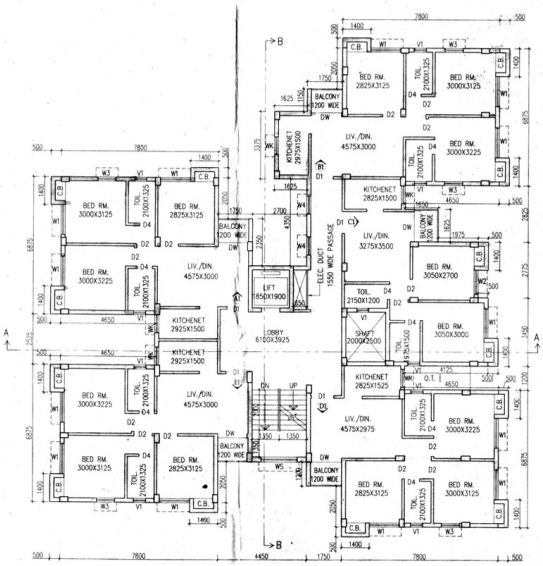

TYPICAL FLOOR PLAN
(1ST TO 4TH FLOOR)

- Noted and recommended for sanction the building plan No. 18/2017/BP-0108 with ... Height ... sq. mt. subject to the condition.
- Before starting any construction, the site must conform with the plans sanctioned and all the condition as proposed in the plan should be fulfilled.
- All building materials necessary for construction should conform to standards specified in the National Building Code of India.
- Necessary steps should be taken for safety of lives of the adjoining ... properties during construction.
- Good drainage should be maintained to prevent mosquito breeding.
- Design of structural members including that of the foundation should conform to standard specified in the N.B.C. of India.
- The sanction is valid for 3 years from date of sanctioning.
- Intimation required by the applicant to this end one: Commencement of work. Completion of structural work up to plinth. Completion of work.
- Roof water pipe should be fixed so that drainage from roof is prohibited.
- The construction should be carried out as per specification of I.S. Code and sanctioned plan under the supervision of qualified empanelled engineers.
- Construction of garbage vat, soak pit & waste water should be done by the owners.
- Any deviation of the sanctioned plan shall cause Demolition.

Asstt. Engineer
South 24 Pgs. Z.P.

District Engineer
South 24 Pgs. Z.P.

Sanctioned should be obtained from the concern Gram Panchayat

Assistant Engineer
South 24 Pgs. Z.P

District Engineer
South 24 Pgs. Z.P

Approved
24.11.17
Pradhan
KULIER DARI GRAM PANCHAYET
Bishnupur-I, South 24 Parganas

SPECIFICATIONS

1. R.C.C. FRAME STRUCTURE WITH CONC. GRADE 1:1.5:3.
2. 200 M.M. THK. EXTERNAL 125 & 75 M.M. THK. INTERNAL WALLS WITH 1:4 CEMENT MORTER JOINTS.
3. STEEL Z– SECTON. WINDOWS.
4. CAST–IN–SITU MOSAIC FLOORING.
5. 1:6 & 1:4 CEMENT PLASTER ON INTERNAL WALLS AND CEILING RESPECTIVELY.
6. WATER PROOFING TREATMENT.
7. P.O.P. PUNNING ON INTERNAL WALLS & CEILING.

DOOR & WINDOW SCHEDULE

TYPE	SILL	LINTEL	SIZE	TYPE	SILL	LINTEL	SIZE
D	-	2100	1500X2100	V1	275	2100	1500X1825
D1	-	2100	1100X2100	V2	275	2100	1200X1825
D2	-	2100	900X2100	V3	275	2100	900X1825
D3	-	2100	825X2100	V4	900	2100	900X1200
D4	-	2100	750X2100	VK	1050	2100	900X1050
DW	-	2100	1500X2100	VK1	1050	2100	800X1050
				V5	900	2100	1800X1200
				V51	900	2100	900X1200
				V1	1200	2100	600X900

CERTIFICATE OF OWNER

CERTIFIED THAT WE HAVE GONE THROUGH THE BUILDING RULES FOR R.G ALSO UNDERTAKE TO ABIDE BY THOSE RULES DURING & AFTER CONSTRUCTION OF BUILDING.

DJSS REALTY PVT. LTD.

Director/Authorised Signatory

SIGNATURE OF OWNER

CERTIFICATE OF ENGINEER

CERTIFIED THAT THE FOUNDATION & SUPER STRUCTURE OF THE BUILDING HAVE BEEN SO DESIGNED BY ME TO SAFE IN ALL RESPECT INCLUDING THE BEARING CAPACITY OF E.T.C.
THE LAND IS PHYSICALLY VERIFIED BY ME & I FOUND THAT IT IS NOT A TANK OR FILLED UP TANK. IT IS NOT A TANK OR FILLED UP TANK. IT IS SALI & SUITABLE FOR PROPOSED CONSTRUCTION.

SANJIV J. PAREKH
(M.E.(STRUCT), B.C.E. PGCSM,
B.E.(CIVIL)-1, MSC.E.ASTE, F-E-(F-316202-4)
(E.E.S. NO. 104 (U.K.)C.
SIGNATURE OF ENGINEER

Rajkumar Agarwal
Architect
Member of Council of
Architecture CA / 94 / 17940

SIGNATURE OF L.B.A./L.B.S.

TITLE BLOCK – 1

GROUND FLOOR PLAN, TYPICAL FLOOR PLAN (1ST TO 4TH FLOOR), ROOF PLAN, FRONT (WEST SIDE) ELEVATION, SECTION AT – AA, SECTION AT – BB.

PROJECT

PROPOSED G + IV STORIED RESIDENTIAL BUILDINGS PLAN (HEIGHT 15 METERS) ON PART OF R.S & L.R. DAG NOS. 2, 4 & 14 AT MOUZA DAULATPUR, PARGANA – KHASPUR, R.S. NO 341, J.L. NO 79 L.R. KHATIAN-NO 3196, P.S. BISHNUPUR UNDER KULERDHARI GRAM PANCHAYET, DISTRICT: SOUTH 24 PGS

OWNER'S–DJSS REALTY PVT LTD

RAJ AGRAWAL & ASSOCIATES
ARCHITECTS,PLANNERS AND INTERIOR DESIGNERS.
49, ROYD STREET (2ND FLOOR), KOLKATA–16.

1=1/2"=30.48 CM	DRAWN BY	CHECKED	REV/DATE	DRAWN NO
SCALE : 1 : 100	JOB NO - ARC/2423/2017			02/GF/01