



Independent Auditor's Report

To the Members of **TIRUPATI ASSETS PRIVATE LIMITED**

Report on the Financial Statements

We have audited the accompanying financial statements of TIRUPATI ASSETS PRIVATE LIMITED ("the Company"), which comprise the Balance Sheet as at March 31, 2016, the Statement of Profit and Loss, the Cash Flow Statement for the year then ended, and a summary of the significant accounting policies and other explanatory information.

Management's Responsibility for the Financial Statements

The Company's Board of Directors is responsible for the matters stated in Section 134(5) of the Companies Act, 2013 ("the Act") with respect to the preparation of these financial statements that give a true and fair view of the financial position, financial performance and cash flows of the Company in accordance with the accounting principles generally accepted in India, including the Accounting Standards specified under Section 133 of the Act, read with Rule 7 of the Companies (Accounts) Rules, 2014. This responsibility also includes maintenance of adequate accounting records in accordance with the provisions of the Act for safeguarding of the assets of the Company and for preventing and detecting frauds and other irregularities; selection and application of appropriate accounting policies; making judgments and estimates that are reasonable and prudent; and design, implementation and maintenance of adequate internal financial controls, that were operating effectively for ensuring the accuracy and completeness of the accounting records, relevant to the preparation and presentation of the financial statements that give a true and fair view and are free from material misstatement, whether due to fraud or error.

Auditor's Responsibility

Our responsibility is to express an opinion on these financial statements based on our audit.

We have taken into account the provisions of the Act, the accounting and auditing standards and matters which are required to be included in the audit report under the provisions of the Act and the Rules made there under.

We conducted our audit in accordance with the Standards on Auditing specified under Section 143(10) of the Act. Those Standards require that we comply with ethical requirements and plan and perform the audit to obtain reasonable assurance about whether the financial statements are free from material misstatement.

An audit involves performing procedures to obtain audit evidence about the amounts and the disclosures in the financial statements. The procedures selected depend on the auditor's judgment, including the assessment of the risks of material misstatement of the financial



statements, whether due to fraud or error. In making those risk assessments, the auditor considers internal financial control relevant to the Company's preparation of the financial statements that give a true and fair view in order to design audit procedures that are appropriate in the circumstances. An audit also includes evaluating the appropriateness of the accounting policies used and the reasonableness of the accounting estimates made by the Company's Directors, as well as evaluating the overall presentation of the financial statements.

We believe that the audit evidence we have obtained is sufficient and appropriate to provide a basis for our audit opinion on the financial statements.

Opinion

In our opinion and to the best of our information and according to the explanations given to us, the aforesaid financial statements give the information required by the Act in the manner so required and give a true and fair view in conformity with the accounting principles generally accepted in India, of the state of affairs of the Company as at 31st March, 2016, and its profit/loss and its cash flows for the year ended on that date.

Report on Other Legal and Regulatory Requirements

1. As required by the Companies (Auditor's Report) Order, 2016 ("the Order"), issued by the Central Government of India in terms of sub-section (11) of section 143 of the Companies Act, 2013, we give in the 'Annexure A', a statement on the matters specified in paragraphs 3 and 4 of the Order, to the extent applicable.
2. As required by Section 143 (3) of the Act, we report that:
 - a) We have sought and obtained all the information and explanations which to the best of our knowledge and belief were necessary for the purposes of our audit.
 - b) In our opinion, proper books of account as required by law have been kept by the Company so far as it appears from our examination of those books.
 - c) The Balance Sheet, the Statement of Profit and Loss and the Cash Flow Statement dealt with by this Report are in agreement with the books of account.
 - d) In our opinion, the aforesaid financial statements comply with the Accounting Standards specified under Section 133 of the Act, read with Rule 7 of the Companies (Accounts) Rules, 2014.
 - e) On the basis of the written representations received from the directors as on 31st March, 2016 taken on record by the Board of Directors, none of the directors is disqualified as on 31st March, 2016 from being appointed as a director in terms of Section 164 (2) of the Act.
 - f) With respect to the adequacy of the internal financial controls over financial reporting of the Company and the operating effectiveness of such controls, refer to our separate Report in 'Annexure B'.



- g) With respect to the other matters to be included in the Auditor's Report in accordance with Rule 11 of the Companies (Audit and Auditors) Rules, 2014, in our opinion and to the best of our information and according to the explanations given to us:
- i. The Company does not have any pending litigations which would impact its financial position.
 - ii. The Company did not have any long-term contracts including derivative contracts for which there were any material foreseeable losses.
 - iii. There were no amounts which were required to be transferred to the Investor Education and Protection Fund by the Company.

Place:-Kolkata
Date: 22/08/2016



For Yash & Associates
Chartered Accountants
FRN: 325222E

Yash Arya

Yash Arya
(Partner)
Membership No. 061467



Annexure 'A'

The Annexure referred to in paragraph 1 of Our Report on "Other Legal and Regulatory Requirements".

We report that:

- i.
 - a. The company has maintained proper records showing full particulars, including quantitative details and situation of its fixed assets.
 - b. As explained to us, fixed assets have been physically verified by the management at reasonable intervals; no material discrepancies were noticed on such verification.
 - c. The title deeds of immovable properties are held in the name of the company.
- ii. As explained to us, inventories have been physically verified during the year by the management at reasonable intervals. No material discrepancy was noticed on physical verification of stocks by the management as compared to book records.
- iii. According to the information and explanations given to us and on the basis of our examination of the books of account, the Company has not granted any loans, secured or unsecured, to companies, firms, Limited Liability Partnerships or other parties listed in the register maintained under Section 189 of the Companies Act, 2013. Consequently, the provisions of clauses iii (a), (b) and (c) of the order are not applicable to the Company.
- iv. In respect of loans, investments, guarantees, and security, provisions of section 185 and 186 of the Companies Act, 2013 have been complied with.
- v. The company has not accepted any deposits from the public covered under sections 73 to 76 of the Companies Act, 2013.



- vi. As per information & explanation given by the management, maintenance of cost records has not been specified by the Central Government under sub-section (1) of section 148 of the Companies Act, 2013.
- vii.
- a. According to the records of the company, undisputed statutory dues including Provident Fund, Investor Education and Protection Fund, Employees' State Insurance, Income-tax, Sales-tax, Service Tax, Custom Duty, Excise Duty, value added tax, cess and any other statutory dues to the extent applicable, have generally been regularly deposited with the appropriate authorities. According to the information and explanations given to us there were no outstanding statutory dues as on 31st of March, 2016 for a period of more than six months from the date they became payable.
 - b. According to the information and explanations given to us, there is no amount payable in respect of income tax, service tax, sales tax, customs duty, excise duty, value added tax and cess whichever applicable, which have not been deposited on account of any disputes.
- viii. In our opinion and according to the information and explanations given by the management, we are of the opinion that, the Company has not defaulted in repayment of dues to a financial institution, bank, Government or debenture holders, as applicable to the company.
- ix. Based on our audit procedures and according to the information given by the management, the company has not raised any money by way of initial public offer or further public offer (including debt instruments) or taken any term loan during the year.
- x. According to the information and explanations given to us, we report that no fraud by the company or any fraud on the Company by its officers or employees has been noticed or reported during the year.
- xi. The company is a private limited company. Hence the provisions of clause xi) of the order are not applicable to the company.
- xii. The company is not a Nidhi Company. Therefore clause xii) of the order is not applicable to the company.
- xiii. According to the information and explanations given to us, all transactions with the related parties are in compliance with sections 177 and 188 of Companies Act, 2013 where applicable and the details have been disclosed in the Financial Statements etc. as required by the applicable accounting standards.



- xiv. The company has not made any preferential allotment or private placement of shares or fully or partly convertible debentures during the year under review.
- xv. The company has not entered into non-cash transactions with directors or persons connected with him.
- xvi. The company is not required to be registered under section 45-IA of the Reserve Bank of India Act, 1934.

Place:-Kolkata
Date: 22/08/2016



For Yash & Associates
Chartered Accountants
FRN: 325222E

Yash Arya

Yash Arya
(Partner)
Membership No. 061467



Annexure 'B'

Report on Internal Financial Controls Over Financial Reporting

Report on the Internal Financial Controls under Clause (i) of Sub-section 3 of Section 143 of the Companies Act, 2013 ("the Act")

We have audited the internal financial controls over financial reporting of TIRUPATI ASSETS PRIVATE LIMITED ("the Company") as of March 31, 2016 in conjunction with our audit of the financial statements of the Company for the year ended on that date.

Management's Responsibility for Internal Financial Controls

The Company's management is responsible for establishing and maintaining internal financial controls based on the internal control over financial reporting criteria established by the Company considering the essential components of internal control stated in the Guidance Note on Audit of Internal Financial Controls Over Financial Reporting issued by the Institute of Chartered Accountants of India. These responsibilities include the design, implementation and maintenance of adequate internal financial controls that were operating effectively for ensuring the orderly and efficient conduct of its business, including adherence to company's policies, the safeguarding of its assets, the prevention and detection of frauds and errors, the accuracy and completeness of the accounting records, and the timely preparation of reliable financial information, as required under the Companies Act, 2013.

Auditors' Responsibility

Our responsibility is to express an opinion on the Company's internal financial controls over financial reporting based on our audit. We conducted our audit in accordance with the Guidance Note on Audit of Internal Financial Controls Over Financial Reporting (the "Guidance Note") and the Standards on Auditing, issued by ICAI and deemed to be prescribed under section 143(10) of the Companies Act, 2013, to the extent applicable to an audit of internal financial controls, both applicable to an audit of Internal Financial Controls and, both issued by the Institute of Chartered Accountants of India. Those Standards and the Guidance Note require that we comply with ethical requirements and plan and perform the audit to obtain reasonable assurance about whether adequate internal financial controls over financial reporting was established and maintained and if such controls operated effectively in all material respects.

Our audit involves performing procedures to obtain audit evidence about the adequacy of the internal financial controls system over financial reporting and their operating effectiveness. Our audit of internal financial controls over financial reporting included obtaining an understanding of internal financial controls over financial reporting, assessing the risk that a material weakness exists, and testing and evaluating the design and operating effectiveness of internal control based on the assessed risk. The procedures selected depend on the auditor's judgement, including the assessment of the risks of material misstatement of the financial statements, whether due to fraud or error.



We believe that the audit evidence we have obtained is sufficient and appropriate to provide a basis for our audit opinion on the Company's internal financial controls system over financial reporting.

Meaning of Internal Financial Controls Over Financial Reporting

A company's internal financial control over financial reporting is a process designed to provide reasonable assurance regarding the reliability of financial reporting and the preparation of financial statements for external purposes in accordance with generally accepted accounting principles. A company's internal financial control over financial reporting includes those policies and procedures that

1. pertain to the maintenance of records that, in reasonable detail, accurately and fairly reflect the transactions and dispositions of the assets of the company;
2. provide reasonable assurance that transactions are recorded as necessary to permit preparation of financial statements in accordance with generally accepted accounting principles, and that receipts and expenditures of the company are being made only in accordance with authorisations of management and directors of the company; and
3. provide reasonable assurance regarding prevention or timely detection of unauthorized acquisition, use, or disposition of the company's assets that could have a material effect on the financial statements.

Inherent Limitations of Internal Financial Controls Over Financial Reporting

Because of the inherent limitations of internal financial controls over financial reporting, including the possibility of collusion or improper management override of controls, material misstatements due to error or fraud may occur and not be detected. Also, projections of any evaluation of the internal financial controls over financial reporting to future periods are subject to the risk that the internal financial control over financial reporting may become inadequate because of changes in conditions, or that the degree of compliance with the policies or procedures may deteriorate.

Opinion

In our opinion, the Company has, in all material respects, an adequate internal financial controls system over financial reporting and such internal financial controls over financial reporting were operating effectively as at March 31, 2016, based on the internal control over financial reporting criteria established by the Company considering the essential components of internal control stated in the Guidance Note on Audit of Internal Financial Controls Over Financial Reporting issued by the Institute of Chartered Accountants of India.

Place:-Kolkata
Date: 22/08/2016



For Yash & Associates
Chartered Accountants
FRN: 325222E

Yash Arya
Yash Arya
(Partner)
Membership No. 061467

Balance Sheet as at 31st March 2016

₹ in rupees

Particulars	Note No.	As at 31st March 2016	As at 31st March 2015
EQUITY AND LIABILITIES			
Shareholder's funds			
Share capital	2	1,28,50,000.00	1,28,50,000.00
Reserves and surplus	3	5,49,93,169.08	5,47,46,701.88
Money received against share warrants		-	-
		6,78,43,169.08	6,75,96,701.88
Share application money pending allotment		-	25,00,000.00
Non-current liabilities			
Long-term borrowings	4	9,00,42,788.42	16,39,68,429.72
Deferred tax liabilities (Net)	5	-	-
Other long term liabilities	6	1,65,000.00	-
Long-term provisions	7	-	-
		9,02,07,788.42	16,39,68,429.72
Current liabilities			
Short-term borrowings	8	8,98,95,845.00	-
Trade payables	9	-	-
(A) Micro enterprises and small enterprises		-	-
(B) Others		45,30,208.00	16,62,022.33
Other current liabilities	10	27,05,18,212.85	16,44,57,853.13
Short-term provisions	7	1,12,572.00	-
		36,50,56,837.85	16,61,19,875.46
TOTAL		52,31,07,795.35	40,01,85,007.06
ASSETS			
Non-current assets			
Fixed assets			
11			
Tangible assets		4,32,24,225.69	3,80,60,474.69
Intangible assets		-	-
Capital work-in-Progress		-	3,63,714.00
Intangible assets under development		-	-
Non-current investments	12	3,74,74,975.00	3,24,74,975.00
Deferred tax assets (net)	5	35,98,631.00	39,36,889.00
Long-term loans and advances	13	2,03,665.00	1,96,228.00
Other non-current assets		-	-
		8,45,01,696.69	7,50,32,280.69
Current assets			
Current investments			
Inventories	14	40,56,32,916.23	29,20,14,018.37
Trade receivables	15	-	50,00,000.00
Cash and cash equivalents	16	8,79,404.23	5,72,959.00
Short-term loans and advances	13	3,20,93,778.20	2,75,65,749.00
Other current assets		-	-
		43,85,06,098.66	32,51,52,726.37
TOTAL		52,31,07,795.35	40,01,85,007.06

SIGNIFICANT ACCOUNTING POLICIES & NOTES TO THE ACCOUNTS

1


The accompanying notes are an integral part of the financial statements.


As per our report of even date

For Yash & Associates
Chartered Accountants
(FRN: 325222E)


Yash Arya
Partner
Membership No.: 061467
Place: KOLKATA
Date: 22/08/2016




For and on behalf of the Board of Directors
GOVIND GARG
Director
DIN: 00420575


SAURAV GARG
Director
DIN: 01947984

Statement of Profit and loss for the year ended 31st March 2016

₹ in rupees

Particulars	Note No.	31st March 2016	31st March 2015
Revenue			
Revenue from operations	17	51,85,240.00	51,30,240.00
Less: Excise duty		-	-
Net Sales		51,85,240.00	51,30,240.00
Other income	18	20,75,187.00	65,250.99
Total revenue		72,60,427.00	51,95,490.99
Expenses			
Cost of material Consumed		-	-
Expense on stock-in-trade		8,01,89,671.00	10,67,355.86
Changes in inventories	19	(11,36,18,897.86)	(78,74,545.37)
Employee benefit expenses	20	52,52,376.00	37,69,628.00
Finance costs	21	2,43,65,392.86	36,59,166.51
Depreciation and amortization expenses	22	5,27,057.00	6,33,160.00
Other expenses	23	99,54,105.80	36,93,529.22
Total expenses		66,69,704.80	49,48,294.22
Profit before exceptional, extraordinary and prior period items and tax		5,90,722.20	2,47,196.77
Exceptional items		-	-
Profit before extraordinary and prior period items and tax		5,90,722.20	2,47,196.77
Extraordinary items		-	-
Prior period item		-	-
Profit before tax		5,90,722.20	2,47,196.77
Tax expenses			
Current tax	24	5,997.00	(3,28,388.00)
Deferred tax		3,36,258.00	4,88,648.00
Excess/short provision relating earlier year tax	25	-	63,190.00
Profit(Loss) for the period		2,46,467.20	21,748.77
Earning per share			
Basic	26		
Before extraordinary Items		0.19	0.02
After extraordinary Adjustment		0.19	0.02
Diluted			
Before extraordinary Items		-	-
After extraordinary Adjustment		-	-

SIGNIFICANT ACCOUNTING POLICIES & NOTES TO THE ACCOUNTS

1

The accompanying notes are an integral part of the financial statements.

As per our report of even date

For Yash & Associates
Chartered Accountants
(FRN: 326222E)

Yash Arya
Partner
Membership No.: 061467
Place: KOLKATA
Date: 22/08/2016



Govind Garg

GOVIND GARG
Director
DIN: 00420576

For and on behalf of the Board of Directors

Saurav Garg

SAURAV GARG
Director
DIN: 01947984

CASH FLOW STATEMENT FOR THE YEAR ENDED 31st March 2016

₹ in rupees

PARTICULARS		31st March 2016	31st March 2015
A.	Cash Flow From Operating Activities		
	Net Profit before tax and extraordinary items(as per Statement of Profit and Loss)	5,90,722.20	2,47,196.77
	Adjustments for non Cash/ Non trade items:		
	Depreciation & Amortization Expenses	5,27,057.00	6,33,160.00
	Finance Cost	2,43,65,392.86	36,59,166.51
	Interest received	(20,75,187.00)	-
	Operating profits before Working Capital Changes	2,34,07,985.06	45,39,523.28
	Adjusted For:		
	(Increase) / Decrease in trade receivables	50,00,000.00	-
	Increase / (Decrease) in trade payables	28,68,185.67	(1,61,99,524.67)
	(Increase) / Decrease in inventories	(11,36,18,897.86)	(78,34,545.37)
	Increase / (Decrease) in other current liabilities	9,52,14,001.56	(2,01,42,130.87)
	(Increase) / Decrease in Short Term Loans & Advances	(38,22,155.80)	(1,86,81,387.50)
	Cash generated from Operations	90,49,118.63	(5,83,18,065.13)
	Income Tax (Paid) / Refund	(6,06,935.40)	1,24,937.00
	Net Cash flow from Operating Activities(A)	84,42,183.23	(5,81,93,128.13)
B.	Cash Flow From Investing Activities		
	Purchase of tangible assets	(53,27,094.00)	(4,24,232.00)
	Non Current Investments / (Purchased) sold	(50,00,000.00)	(1,45,15,000.00)
	Interest Received	20,75,187.00	-
	Cash advances and loans made to other parties	-	(41,040.00)
	Net Cash used in Investing Activities(B)	(82,51,907.00)	(1,49,80,272.00)
C.	Cash Flow From Financing Activities		
	Finance Cost	(2,43,65,392.86)	(36,59,166.51)
	Increase in / (Repayment) of Short term Borrowings	8,98,95,845.00	-
	Increase in / (Repayment) of Long term borrowings	(6,29,14,283.14)	4,55,47,159.72
	Increase / (Decrease) in share application money pending allotment	(25,00,000.00)	25,00,000.00
	Other Inflows / (Outflows) of cash	-	3,26,388.00
	Net Cash used in Financing Activities(C)	1,16,169.00	4,47,14,381.21
D.	Net Increase / (Decrease) in Cash & Cash Equivalents(A+B+C)	3,06,445.23	(2,84,59,018.92)
E.	Cash & Cash Equivalents at Beginning of period	5,72,959.00	2,90,31,977.92
F.	Cash & Cash Equivalents at End of period	8,79,404.23	5,72,959.00
G.	Net Increase / (Decrease) in Cash & Cash Equivalents(F-E)	3,06,445.23	(2,84,59,018.92)

For Yash & Associates
Chartered Accountants
(FRN: 325222E)

Yash Arya
Partner
Membership No.: 061467
Place: KOLKATA
Date: 22/08/2016



Govind Garg

GOVIND GARG
Director
DIN: 00420576

For and on behalf of the Board of Directors

Saurav Garg

SAURAV GARG
Director
DIN: 01947984

Note:

1. The Cash Flow Statement has been prepared by Indirect Method as per AS-3 issued by ICAI.
2. Figures of previous year have been rearranged/regrouped wherever necessary
3. Figures in brackets are outflow/deductions

TIRUPATI ASSETS PRIVATE LIMITED

SIGNIFICANT ACCOUNTING POLICIES & NOTES ON FINANCIAL STATEMENTS

Note No. : 1

A. Significant Accounting Policies

1. Basis of accounting:-

These financial statements have been prepared in accordance with the Generally Accepted Accounting Principles in India (Indian GAAP) including the Accounting Standards notified under Section 133 of the Companies Act, 2013, read with Rule 7 of the Companies (Accounts) Rules, 2014 and the relevant provisions of the Companies Act, 2013.

The financial statements have been prepared under the historical cost convention on accrual basis.

2. Revenue Recognition :-

Expenses and Income considered payable and receivable respectively are accounted for on accrual basis except discount claims, rebates and retirement benefits which cannot be determined with certainty during the year.

3. Fixed Assets :-

Fixed assets are stated at their original cost of acquisition including taxes, freight and other incidental expenses related to acquisition and installation of the concerned assets less depreciation till date.

4. Depreciation :-

Depreciation on Fixed Assets is provided to the extent of depreciable amount on the Written down Value (WDV) Method. Depreciation is provided based on useful life of the assets as prescribed in Schedule II to the Companies Act, 2013.

5. Investments :-

Investments are stated at cost.

6. Inventories :-

Inventories are valued as under:-

1. Inventories : Lower of cost or net realizable value
2. Scrap : At net realizable value.



7. Retirement Benefits:-

The retirement benefits are accounted for as and when liability becomes due for payment.

8. Taxes on Income:-

Provision for current tax is made on the basis of estimated taxable income for the current accounting year in accordance with the Income Tax Act, 1961. The deferred tax for timing differences between the book and tax profits for the year is accounted for, using the tax rates and laws that have been substantively enacted by the balance sheet date. Deferred tax assets arising from timing differences are recognized to the extent there is virtual certainty with convincing evidence that these would be realized in future. At each Balance Sheet date, the carrying amount of deferred tax is reviewed to reassure realization.

9. Provisions, Contingent Liabilities and Contingent Assets:- (AS-29)

Provisions are recognized only when there is a present obligation as a result of past events and when a reliable estimate of the amount of the obligation can be made.

Contingent Liabilities is disclosed in Notes to the account for:-

- (i) Possible obligations which will be confirmed only by future events not wholly within the control of the company or
- (ii) Present Obligations arising from past events where it is not probable that an outflow of resources will be required to settle the obligation or a reliable estimate of the amount of the obligation cannot be made.

Contingent assets are not recognized in the financial statement since this may result in the recognition of the income that may never be realized.

General:

Except wherever stated, accounting policies are consistent with the generally accepted accounting principles and have been consistently applied.

(B) Notes on Financial Statements

1. The SSI status of the creditors is not known to the Company; hence the information is not given.
2. Salaries includes directors remuneration on account of salary Rs. Nil/- (Previous Year Rs. Nil/-)



3. Trade receivables, Trade payables, Loans & Advances and Unsecured Loans have been taken at their book value subject to confirmation and reconciliation.

4. Payments to Auditors:

Auditors Remuneration	2015-2016	2014-2015
Audit Fees	20,000	20,000
Tax Audit Fees	Nil	Nil
Company Law Matters	Nil	Nil
Service Tax	Nil	Nil
Total	20,000	20,000

5. Loans and Advances are considered good in respect of which company does not hold any security other than the personal guarantee of persons.

6. Related Party disclosure

(A) Related Parties and their Relationship

(i) Relative of Key Management Personnel

1. Sushila Garg

Transactions with Related parties

(Figure in Lacs)

Particulars	Transactions during the year			
	Current Year		Previous year	
	Key Management Personnel	Relative of Key Management Personnel	Key Management Personnel	Relative of Key Management Personnel
Salary Paid	-	24.00	-	12.00

7. Other income include Rs. Nil on account of interest on FDR (P.Y. Rs. Nil)

8. Major components of Deferred tax

Particulars	As at 31.03.2016 (Rs.)	As at 31.03.2015 (Rs.)
<i>A) Deferred Tax Liability</i>		
Depreciation	120136.00	162298.00
Others	0.00	0.00
<i>Total</i>	120136.00	162298.00
<i>B) Deferred Tax Assets</i>		
Deferred tax asset fixed assets	0.00	0.00



Others	3718767.00	4099187.00
Total	3718767.00	4099187.00
Net Deferred Tax liabilities/(assets) (A-B)	(3598631.00)	(3936889.00)

9. Value of Imports

Raw Material	Nil	Nil
Finished Goods	Nil	Nil

10. Expenditure in Foreign Currency Nil Nil

11. Earning in Foreign Exchange Nil Nil


12. All assets and liabilities are presented as Current or Non-current as per criteria set out in Revised Schedule VI to the Company's Act, 1956 Notified by the Ministry of Corporate affairs vide Notification No. SO447(E) Dated 28th February, 2011 and SO653(E) Dated 30th March, 2011. Based on the nature of operation of the company and realization from the trade receivable, the company has ascertained its operating cycle of less than 12 months. Accordingly 12 months period has been considered for the purpose of Current /Non-current classification of assets & liabilities.

13. Previous year figures have been regrouped/rearranged wherever necessary.

Signature to notes 1 to 26

In terms of Our Separate Audit Report of Even Date Attached.

For Yash & Associates
Chartered Accountants



(Yash Arya)
Partner
Membership No. 061467
Registration No. 325222E
Place:- Kolkata



Date: - 22/08/2016

For TIRUPATI ASSETS PRIVATE LIMITED



GOVIND GARG
Director

DIN : 00420575 15,
COLLEGE STREET,
KOLKATA, 700012,
West Bengal, INDIA



SAURAV GARG
Director

DIN : 01947984
15, COLLEGE STREET,
1ST FLOOR,, KOLKATA,
700012, West Bengal,
INDIA

Notes to Financial statements for the year ended 31st March 2016

The previous year figures have been regrouped / reclassified, wherever necessary to conform to the current year presentation.

Note No. 2 Share Capital

₹ in rupees

Particulars	As at 31st March 2016	As at 31st March 2015
Authorised :		
3000000 (31/03/2015:3000000) Equity shares of Rs. 10.00/- par value	3,00,00,000.00	3,00,00,000.00
Issued :		
1285000 (31/03/2015:1285000) Equity shares of Rs. 10.00/- par value	1,28,50,000.00	1,28,50,000.00
Subscribed and paid-up :		
1285000 (31/03/2015:1285000) Equity shares of Rs. 10.00/- par value	1,28,50,000.00	1,28,50,000.00
Total	1,28,50,000.00	1,28,50,000.00

Reconciliation of the Shares outstanding at the beginning and at the end of the reporting period

Equity shares

₹ in rupees

	As at 31st March 2016		As at 31st March 2015	
	No. of Shares	Amount	No. of Shares	Amount
At the beginning of the period	12,85,000	1,28,50,000.00	12,85,000	1,28,50,000.00
Issued during the Period	-	-	-	-
Redeemed or bought back during the period	-	-	-	-
Outstanding at end of the period	12,85,000	1,28,50,000.00	12,85,000	1,28,50,000.00

Right, Preferences and Restriction attached to shares

Equity shares

The company has only one class of Equity having a par value Rs. 10.00 per share. Each shareholder is eligible for one vote per share held. The dividend proposed by the board of directors is subject to the approval of the shareholders in ensuing Annual General Meeting, except in case of interim dividend. In the event of liquidation, the Equity shareholders are eligible to receive the remaining assets of the company after distribution of all preferential amounts, in proportion to their shareholding.

Details of shareholders holding more than 5% shares in the company

Type of Share	Name of Shareholders	As at 31st March 2016		As at 31st March 2015	
		No. of Shares	% of Holding	No. of Shares	% of Holding
Equity [NV: 10.00]	Precise Capital Markets Pvt Ltd	6,16,800	48.00	6,16,800	48.00
Equity [NV: 10.00]	Govind Garg	2,60,000	20.23	2,60,000	20.23
Equity [NV: 10.00]	GRG Buildwell Pvt Ltd	2,50,000	19.46	2,50,000	19.46
	Total :	11,26,800	87.69	11,26,800	87.69

Note No. 3 Reserves and surplus

₹ in rupees

Particulars	As at 31st March 2016	As at 31st March 2015
Securities premium		
Opening Balance	6,33,50,000.00	6,33,50,000.00
Add: Addition during the year	-	-
Less: Deletion during the year	-	-
Closing Balance	6,33,50,000.00	6,33,50,000.00
Surplus		
Opening Balance	(86,03,298.12)	(85,85,421.89)
Add: Profit for the year	2,46,467.20	21,746.77
Less: Accelerated dep. as per Companies Act, 2013	-	(39,623.00)
Closing Balance	(83,56,830.92)	(86,03,298.12)
Balance carried to balance sheet	5,49,93,169.08	5,47,46,701.88



Note No. 4 Long-term borrowings

₹ in rupees

Particulars	As at 31st March 2016			As at 31st March 2015		
	Non-Current	Current Maturities	Total	Non-Current	Current Maturities	Total
Term Loan - From banks						
Rupee term loans banks secured	-	61,880.00	61,880.00	79,04,084.00	20,80,224.00	99,84,308.00
	-	61,880.00	61,880.00	79,04,084.00	20,80,224.00	99,84,308.00
Term Loan - From Others						
Rupee term loans others secured	2,98,13,995.42	22,73,632.30	3,20,87,627.72	3,20,87,627.72	19,78,203.14	3,40,65,830.86
	2,98,13,995.42	22,73,632.30	3,20,87,627.72	3,20,87,627.72	19,78,203.14	3,40,65,830.86
Loans and advances from related parties						
Inter corporate borrowings unsecured	1,58,28,793.00	1,15,79,522.00	2,74,08,315.00	11,05,76,718.00	-	11,05,76,718.00
	1,58,28,793.00	1,15,79,522.00	2,74,08,315.00	11,05,76,718.00	-	11,05,76,718.00
Other Loans and advances						
Loans repayable On demand from others unsecured	4,44,00,000.00	11,73,059.00	4,55,73,059.00	1,34,00,000.00	18,308.00	1,34,18,308.00
	4,44,00,000.00	11,73,059.00	4,55,73,059.00	1,34,00,000.00	18,308.00	1,34,18,308.00
The Above Amount Includes						
Secured Borrowings	2,98,13,995.42	23,35,512.30	3,21,49,507.72	3,99,91,711.72	40,58,427.14	4,40,50,138.86
Unsecured Borrowings	6,02,28,793.00	1,27,52,581.00	7,29,81,374.00	12,39,76,718.00	18,308.00	12,39,95,026.00
Amount Disclosed Under the Head "Other Current Liabilities"(Note No. 10)		(1,50,88,093.30)	(1,50,88,093.30)		(40,76,735.14)	(40,76,735.14)
Net Amount	9,00,42,788.42	0	9,00,42,788.42	16,39,68,429.72	0	16,39,68,429.72

a. Term of Repayment of Loan

- i. Secured Term Loan taken from Indiabulls was taken during the year 2014-15 and carries interest @ 14% to p.a. The loan is repayable in 120 installments of Rs. 4,66,576/- each along with interest, from the date of loan. The loan is secured by hypothecation of Property at 74/2, AJC Bose Road, Kolkata of the company. Further the loan has been guaranteed by the personal guarantee of the Directors in full.

Note No. 5 Deferred Tax

₹ in rupees

Particulars	As at 31st March 2016		As at 31st March 2015	
Deferred tax liability				
Deferred tax liability depreciation		1,20,136.00		1,62,298.00
Gross deferred tax liability		1,20,136.00		1,62,298.00
Deferred tax assets				
Deferred tax asset unabsorbed depreciation		2,34,855.00		2,34,855.00
Deferred tax asset unrealised carried forward losses		34,83,912.00		38,64,332.00
Gross deferred tax asset		37,18,767.00		40,99,187.00
Net deferred tax assets		35,98,631.00		39,36,889.00
Net deferred tax liability		-		-



Note No. 6 Other long term liabilities

₹ in rupees

Particulars	As at 31st March 2016	As at 31st March 2015
Others		
Security Deposit	1,65,000.00	-
	1,65,000.00	-
Total	1,65,000.00	-

Note No. 7 Provisions

₹ in rupees

Particulars	As at 31st March 2016			As at 31st March 2015		
	Long-term	Short-term	Total	Long-term	Short-term	Total
Other provisions						
Current tax provision	-	1,12,572.00	1,12,572.00	-	-	-
	-	1,12,572.00	1,12,572.00	-	-	-
Total	-	1,12,572.00	1,12,572.00	-	-	-

Note No. 8 Short-term borrowings

₹ in rupees

Particulars	As at 31st March 2016	As at 31st March 2015
Loans Repayable on Demands - From banks		
State Bank of India OD secured	8,98,95,845.00	-
	8,98,95,845.00	-
The Above Amount includes		
Secured Borrowings	8,98,95,845.00	-
Total	8,98,95,845.00	-

a. Loans has been guaranteed by director or others

i. Rs. 9,00,00,000/- (NIL) OD from SBI is guaranteed by personal guarantee of Mr. Govind Garg and Mr. Saurav Garg. Office building of the company at 51, Shakespeare Sarani is hypothecated against the loan. Rate of Interest is 11.8% p.a.

Note No. 9 Trade payables

₹ in rupees

Particulars	As at 31st March 2016	As at 31st March 2015
(B) Others	45,30,208.00	16,62,022.33
Total	45,30,208.00	16,62,022.33

Note No. 10 Other current liabilities

₹ in rupees

Particulars	As at 31st March 2016	As at 31st March 2015
Current maturities of long-term debt(Note No. 4)	1,50,88,093.30	40,76,735.14
Others payables		
TDS Payable	22,58,944.00	17,29,027.00
Service tax payable	59,078.00	3,81,650.00
Advance received from customers	5,26,95,826.00	4,93,25,520.00
Advance against Land Development Agreement	56,27,016.00	2,22,70,050.00
Other advance received	19,43,05,000.00	8,64,05,000.00
State Bank of India	4,84,255.55	2,69,870.99
	25,64,30,119.55	16,03,81,117.99
Total	27,05,18,212.85	16,44,57,853.13



Note No. 11 Fixed Assets Chart as at 31st March 2016

₹ in rupees

Assets	Useful Life (In Years)	Gross Block						Accumulated Depreciation/ Amortisation				Net Block	
		Balance as at 1st April 2015	Additions during the year	Revaluation increase (decrease)	Deletion during the year	Increase (Decrease) through net exchange difference	Other Adjustment (Gross Block)	Balance as at 31st March 2016	Balance as at 1st April 2015	Provided during the year	Deletion / adjustments during the year	Balance as at 31st March 2016	Balance as at 31st March 2015
A Tangible assets													
Own Assets													
Land at Shakespeare Sarani		3,10,83,278.00	52,68,523.00	-	-	-	-	3,63,51,801.00	-	-	-	3,63,51,801.00	3,10,83,278.00
Office Building	60.00	70,85,194.69	4,22,285.00	-	-	-	-	75,07,479.69	7,00,179.00	3,45,829.00	-	10,46,008.00	64,61,471.69
Computers	3.00	4,33,018.00	-	-	-	-	-	4,33,018.00	4,01,360.00	8,837.00	-	4,10,206.00	31,649.00
Air Condition	10.00	8,53,850.00	-	-	-	-	-	8,53,850.00	5,53,696.00	90,541.00	-	6,44,237.00	2,09,613.00
Electric Fittings	10.00	1,03,194.00	-	-	-	-	-	1,03,194.00	85,320.00	7,038.00	-	92,358.00	10,836.00
Furnitures	10.00	6,83,016.00	-	-	-	-	-	6,83,016.00	5,29,006.00	53,072.00	-	5,82,078.00	1,00,938.00
Office Equipments	5.00	1,64,375.00	-	-	-	-	-	1,64,375.00	1,55,220.00	937.00	-	1,56,157.00	8,218.00
Motor Car	10.00	9,80,274.00	-	-	-	-	-	9,80,274.00	8,80,935.00	20,803.00	-	9,01,738.00	58,536.00
Total (A)		4,13,66,199.69	56,90,808.00	-	-	-	-	4,70,57,007.69	33,05,725.00	5,27,057.00	-	38,32,782.00	4,32,24,225.69
P.Y Total		4,13,05,681.69	60,518.00	-	-	-	-	4,13,66,199.69	26,32,942.00	6,33,160.00	-	33,05,725.00	3,80,60,474.69
B Capital work in progress													
Shakespeare Sarani 3rd Floor	60.00	3,63,714.00	-	-	-	-	(3,63,714.00)	-	-	-	-	-	3,63,714.00
Total (B)		3,63,714.00	-	-	-	-	(3,63,714.00)	-	-	-	-	-	3,63,714.00
P.Y Total		-	3,63,714.00	-	-	-	-	3,63,714.00	-	-	-	-	3,63,714.00
Current Year Total (A + B)		4,17,29,913.69	56,90,808.00	-	-	-	(3,63,714.00)	4,70,57,007.69	33,05,725.00	5,27,057.00	-	38,32,782.00	4,32,24,225.69
Previous Year Total		4,13,05,681.69	4,24,232.00	-	-	-	-	4,17,29,913.69	26,32,942.00	6,33,160.00	-	33,05,725.00	3,84,24,188.69



Statement showing assets wise calculation of depreciation as per Companies Act 2013 (W.D.V. Method)

Name of Asset Group of asset		Land at Shakespeare Sarani Land		Useful Life (In Years) Shift Type							
Particulars	Date of purchase of asset	Original cost of asset	Residual value	WDV as on 31.3.2015	Date of sale of assets if any	Standard life as per Co.s act 2013 (In Days)	Life elapsed (In Days) (difference between date of purchase to 31.3.2015)	Remaining useful life as on 31.3.2015 (In Days) (col7 - col8)	Assets used during current F.Y. (In Days)	Dep Rate*	Depreciation (col5 * col11 * col10 / 365)
1	2	3	4	5	6	7	8	9	10	11	12
Shakespeare Sarani Land	31/03/2012	3,10,83,278.00	15,54,163.90	3,10,83,278.00			1096.00		366.00	0.00	-
Shakespeare Sarani	09/09/2015	48,28,523.00	2,41,426.15	-			0.00		205.00		-
Shakespeare Sarani	09/09/2015	4,40,000.00	22,000.00	-			0.00		205.00		-
Total		3,63,51,801.00	18,17,590.05	3,10,83,278.00							-

Statement showing assets wise calculation of depreciation as per Companies Act 2013 (W.D.V. Method)

Name of Asset Group of asset		Office Building Buildings		Useful Life (In Years) Shift Type							
Particulars	Date of purchase of asset	Original cost of asset	Residual value	WDV as on 31.3.2015	Date of sale of assets if any	Standard life as per Co.s act 2013 (In Days)	Life elapsed (In Days) (difference between date of purchase to 31.3.2015)	Remaining useful life as on 31.3.2015 (In Days) (col7 - col8)	Assets used during current F.Y. (In Days)	Dep Rate*	Depreciation (col5 * col11 * col10 / 365)
1	2	3	4	5	6	7	8	9	10	11	12
Shakespeare Sarani	31/03/2012	41,05,519.69	2,05,275.98	37,07,181.69		21900.00	1096.00	20804.00	366.00	4.95	1,83,505.00
Hastings Chamber	16/04/2007	29,79,675.00	1,48,983.75	26,77,834.00		21900.00	2907.00	18993.00	366.00	5.40	1,44,603.00
Office Work	31/03/2016	58,571.00	2,928.55	-		21900.00	0.00	21900.00	1.00	4.87	8.00
Office Work	01/04/2015	3,63,714.00	18,185.70	-		21900.00	0.00	21900.00	366.00	4.87	17,713.00
Total		75,07,479.69	3,75,373.98	63,85,015.69							3,45,829.00



Statement showing assets wise calculation of depreciation as per Companies Act 2013 (W.D.V. Method)

Name of Asset	Computers	Useful Life (In Years)	3.00								
Group of asset	Computers and data processing units	Shift Type	Single								
Particulars	Date of purchase of asset	Original cost of asset	Residual value	WDV as on 31.3.2015	Date of sale of assets if any	Standard life as per Co.s act 2013 (In Days)	Life elapsed (In Days) (difference between date of purchase to 31.3.2015)	Remaining useful life as on 31.3.2015 (In Days) (col7 - col8)	Assets used during current F.Y. (In Days)	Dep Rate*	Depreciation (col5 + col11 + col10 / 365)
1	2	3	4	5	6	7	8	9	10	11	12
Computers	16/06/2006	36,000.00	1,800.00	1,499.28		1095.00			366.00	0.00	-
Computers	22/06/2006	10,000.00	500.00	416.47		1095.00			366.00	0.00	-
Computers	28/08/2006	30,098.00	1,504.90	1,253.58		1095.00			366.00	0.00	-
Computers	14/10/2005	30,769.00	1,538.45	1,281.90		1095.00			366.00	0.00	-
Computers	18/10/2006	32,600.00	1,630.00	1,357.70		1095.00			366.00	0.00	-
Computers	23/12/2006	8,840.00	442.00	368.16		1095.00			366.00	0.00	-
Computers	30/03/2007	23,700.00	1,185.00	987.04		1095.00			366.00	0.00	-
Computers	21/04/2007	22,800.00	1,140.00	949.55		1095.00			366.00	0.00	-
Computers	25/06/2007	42,353.00	2,117.65	1,764.17		1095.00			366.00	0.00	-
Computers	13/10/2007	31,309.00	1,565.45	1,304.39		1095.00			366.00	0.00	-
Computers	11/11/2010	69,093.00	3,454.65	3,454.65		1095.00	1602.00	-507.00	0.00	0.00	-
Computers	07/01/2011	46,425.00	2,321.25	2,321.25		1095.00	1545.00	-450.00	0.00	0.00	-
Computers	18/04/2011	14,013.00	700.65	700.27		1095.00			366.00	100.00	-
Computers	19/04/2014	35,018.00	1,750.90	13,991.00		1095.00	347.00	748.00	366.00	63.16	8,837.00
Total		4,33,018.00	21,650.90	31,649.41							8,837.00



Statement showing assets wise calculation of depreciation as per Companies Act 2013 (W.D.V. Method)

Name of Asset	Air Condition		Useful Life (In Years)		10.00		Shift Type		Single			
Group of asset	Furniture and fittings											
Particulars	Date of purchase of asset	Original cost of asset	Residual value	WDV as on 31.3.2015	Date of sale of assets if any	Standard life as per Co.s act 2013 (In Days)	Life elapsed (In Days) (difference between date of purchase to 31.3.2015)	Remaining useful life as on 31.3.2015 (In Days) (col7 - col8)	Assets used during current F.Y. (In Days)	Dep Rate*	Depreciation (col5 * col11 * col10 / 365)	
1	2	3	4	5	6	7	8	9	10	11	12	
Air Condition	26/03/2007	55,000.00	2,750.00	8,955.00		3650.00	2928.00	722.00	366.00	44.95	4,025.00	
Air Condition	03/04/2007	49,650.00	2,482.50	8,129.00		3650.00	2920.00	730.00	366.00	44.73	3,636.00	
Air Condition	09/04/2007	12,400.00	620.00	2,035.00		3650.00	2914.00	736.00	366.00	44.54	906.00	
Air Condition	26/06/2007	14,450.00	722.50	2,473.00		3650.00	2836.00	814.00	366.00	42.41	1,049.00	
Air Condition	16/07/2007	8,000.00	400.00	1,382.00		3650.00	2816.00	834.00	366.00	41.87	579.00	
Air Condition	31/12/2010	5,63,850.00	28,192.50	2,07,208.00		3650.00	1552.00	2098.00	366.00	29.32	60,753.00	
Air Condition	28/05/2011	1,25,000.00	6,250.00	50,568.00		3650.00	1404.00	2246.00	366.00	28.81	14,569.00	
Portable Air Condition	29/04/2014	25,500.00	1,275.00	19,404.00		3650.00	337.00	3313.00	366.00	25.89	5,024.00	
Total		8,53,850.00	42,692.50	3,00,154.00							90,541.00	

Statement showing assets wise calculation of depreciation as per Companies Act 2013 (W.D.V. Method)

Name of Asset	Electric Fittings		Useful Life (In Years)		10.00		Shift Type		Single			
Group of asset	Furniture and fittings											
Particulars	Date of purchase of asset	Original cost of asset	Residual value	WDV as on 31.3.2015	Date of sale of assets if any	Standard life as per Co.s act 2013 (In Days)	Life elapsed (In Days) (difference between date of purchase to 31.3.2015)	Remaining useful life as on 31.3.2015 (In Days) (col7 - col8)	Assets used during current F.Y. (In Days)	Dep Rate*	Depreciation (col5 * col11 * col10 / 365)	
1	2	3	4	5	6	7	8	9	10	11	12	
Electric Fittings	03/08/2006	21,000.00	1,050.00	2,519.00		3650.00	3163.00	487.00	366.00	48.10	1,212.00	
Electric Fittings	04/08/2006	4,020.00	201.00	476.00		3650.00	3162.00	488.00	366.00	47.52	226.00	
Electric Fittings	05/08/2006	2,580.00	129.00	303.00		3650.00	3161.00	489.00	366.00	47.13	143.00	
Electric Fittings	11/08/2006	5,100.00	255.00	610.00		3650.00	3155.00	495.00	366.00	47.45	289.00	
Electric Fittings	29/08/2006	4,750.00	237.50	577.00		3650.00	3137.00	513.00	366.00	46.80	270.00	



Electric Fittings	11/10/2005	15,600.00	780.00	1,985.00		3650.00	3094.00	556.00	366.00	45.83	910.00
Electric Fittings	25/10/2005	4,713.00	236.65	604.00		3650.00	3080.00	570.00	366.00	45.30	274.00
Electric Fittings	31/10/2005	4,730.00	236.50	614.00		3650.00	3074.00	576.00	366.00	45.39	279.00
Electric Fittings	03/11/2006	23,850.00	1,192.50	3,105.00		3650.00	3071.00	579.00	366.00	45.30	1,407.00
Electric Fittings	05/11/2006	514.00	25.70	67.00		3650.00	3069.00	581.00	366.00	45.17	30.00
Electric Fittings	06/11/2006	307.00	15.35	40.00		3650.00	3068.00	582.00	366.00	45.17	18.00
Electric Fittings	07/01/2011	6,000.00	300.00	2,242.00		3650.00	1545.00	2105.00	366.00	29.44	660.00
Electric Fittings	11/02/2012	10,030.00	501.50	4,732.00		3650.00	1145.00	2505.00	366.00	27.90	1,320.00
Total		1,03,194.00	5,159.70	17,874.00							7,038.00

Statement showing assets wise calculation of depreciation as per Companies Act 2013 (W.D.V. Method)

Name of Asset	Furnitures	Useful Life (In Years)	10.00								
Group of asset	Furniture and fittings	Shift Type	Single								
Particulars	Date of purchase of asset	Original cost of asset	Residual value	WDV as on 31.3.2015	Date of sale of assets if any	Standard life as per Co.s act 2013 (In Days)	Life elapsed (In Days) (difference between date of purchase to 31.3.2015)	Remaining useful life as on 31.3.2015 (In Days) (col7 - col8)	Assets used during current F.Y. (In Days)	Dep Rate*	Depreciation (col5 * col11 * col10 / 366)
1	2	3	4	5	6	7	8	9	10	11	12
Fax Machine	09/03/2007	8,320.00	416.00	1,185.00		3650.00	2946.00	704.00	366.00	41.88	496.00
Furniture	27/01/2007	3,88,652.00	19,432.60	53,352.00		3650.00	2986.00	664.00	366.00	42.61	22,733.00
Furniture	05/02/2007	13,520.00	676.00	1,871.00		3650.00	2977.00	673.00	366.00	42.44	794.00
Furniture	26/02/2007	7,520.00	376.00	1,059.00		3650.00	2956.00	694.00	366.00	42.01	445.00
Furniture	01/03/2007	20,312.00	1,015.60	2,869.00		3650.00	2953.00	697.00	366.00	41.95	1,204.00
Furniture	05/04/2007	4,500.00	225.00	655.00		3650.00	2918.00	732.00	366.00	41.29	270.00
Furniture	17/04/2007	2,790.00	139.50	410.00		3650.00	2906.00	744.00	366.00	41.08	168.00
Furniture	21/02/2011	2,15,950.00	10,797.50	82,432.00		3650.00	1500.00	2150.00	366.00	29.18	24,054.00
Furniture	09/12/2011	21,452.00	1,072.60	10,177.00		3650.00	1209.00	2441.00	366.00	28.57	2,908.00
Total		6,83,016.00	34,150.80	1,54,010.00							53,072.00



Statement showing assets wise calculation of depreciation as per Companies Act 2013 (W.D.V. Method)

Name of Asset	Office Equipments	Useful Life (in Years)		5.00		Shift Type		Single				
Group of asset	Office equipment											
Particulars	Date of purchase of asset	Original cost of asset	Residual value	WDV as on 31.3.2015	Date of sale of assets if any	Standard life as per Co.s act 2013 (in Days)	Life elapsed (in Days) (difference between date of purchase to 31.3.2015)	Remaining useful life as on 31.3.2015 (in Days) (col7 - col8)	Assets used during current F.Y. (in Days)	Dep Rate*	Depreciation (col5 * col11 * col10 / 365)	Written off from retained earning
1	2	3	4	5	6	7	8	9	10	11	12	13
Office Equipment	03/08/1996	14,000.00	700.00	700.00		1825.00	6815.00	-4990.00	0.00	0.00	-	-
Office Equipment	26/08/2006	35,000.00	1,750.00	1,750.00		1825.00	3140.00	-1315.00	0.00	0.00	-	-
Office Equipment	14/09/2006	14,560.00	728.00	728.00		1825.00	3121.00	-1296.00	0.00	0.00	-	-
Office Equipment	24/11/2006	4,894.00	244.70	244.70		1825.00	3050.00	-1225.00	0.00	0.00	-	-
Office Equipment	13/12/2006	2,080.00	104.00	104.00		1825.00	3031.00	-1206.00	0.00	0.00	-	-
Office Equipment	01/12/2009	3,157.00	157.85	158.00		1825.00	1947.00	-122.00	0.00	95.95	-	0.15
Office Equipment	20/02/2010	5,000.00	250.00	250.00		1825.00	1866.00	-41.00	0.00	91.39	-	-
Mobile Set	05/06/2007	9,550.00	477.50	477.50		1825.00	2857.00	-1032.00	0.00	0.00	-	-
Mobile Set	07/06/2007	24,211.00	1,210.55	1,210.55		1825.00	2855.00	-1030.00	0.00	0.00	-	-
Mobile Set	02/08/2007	1,650.00	82.50	82.50		1825.00	2799.00	-974.00	0.00	0.00	-	-
Mobile Set	25/08/2007	9,600.00	480.00	480.00		1825.00	2776.00	-951.00	0.00	0.00	-	-
Mobile Set	04/09/2007	2,000.00	100.00	100.00		1825.00	2766.00	-941.00	0.00	0.00	-	-
Mobile Set	13/09/2007	17,000.00	850.00	850.00		1825.00	2757.00	-932.00	0.00	0.00	-	-
Mobile Set	08/10/2007	2,548.00	127.40	127.40		1825.00	2732.00	-907.00	0.00	0.00	-	-
Mobile Set	07/03/2008	2,455.00	122.75	122.75		1825.00	2581.00	-756.00	0.00	0.00	-	-
Mobile Set	19/11/2009	1,000.00	50.00	50.00		1825.00	1959.00	-134.00	0.00	96.42	-	-
Mobile Set	26/11/2009	1,400.00	70.00	70.00		1825.00	1952.00	-127.00	0.00	96.11	-	-
Mobile Set	03/03/2010	1,370.00	68.50	68.00		1825.00			366.00	90.58	-	-
Mobile Set	31/08/2010	6,700.00	335.00	654.00		1825.00	1674.00	151.00	151.00	80.15	319.00	-
Mobile Set	10/02/2011	6,200.00	310.00	928.00		1825.00	1511.00	314.00	314.00	72.05	618.00	-
Total		1,64,375.00	8,218.75	9,155.40							937.00	0.15



Statement showing assets wise calculation of depreciation as per Companies Act 2013 (W.D.V. Method)

Name of Asset Group of asset		Motor Car Motor Vehicles		Useful Life (In Years) Shift Type		10.00 Single					
Particulars	Date of purchase of asset	Original cost of asset	Residual value	WDV as on 31.3.2015	Date of sale of assets if any	Standard life as per Co.s act 2013 (In Days)	Life elapsed (In Days) (difference between date of purchase to 31.3.2015)	Remaining useful life as on 31.3.2015 (In Days) (col7 - col8)	Assets used during current F.Y. (In Days)	Dep Rate*	Depreciation (col5 * col11 * col10 / 365)
1	2	3	4	5	6	7	8	9	10	11	12
Motor Car (20	27/11/2006	9,60,274.00	48,013.70	79,339.00		3650.00	3047.00	603.00	366.00	26.22	20,803.00
Total		9,60,274.00	48,013.70	79,339.00							20,803.00

Statement showing assets wise calculation of depreciation as per Companies Act 2013 (W.D.V. Method)

Name of Asset Group of asset		Shakespeare Sarani 3rd Floor Buildings		Useful Life (In Years) Shift Type		60.00 Single						
Particulars	Date of purchase of asset	Original cost of asset	Residual value	WDV as on 31.3.2015	Other Adjustment	Date of sale of assets if any	Standard life as per Co.s act 2013 (In Days)	Life elapsed (In Days) (difference between date of purchase to 31.3.2015)	Remaining useful life as on 31.3.2015 (In Days) (col7 - col8)	Assets used during current F.Y. (In Days)	Dep Rate*	Depreciation (col5 * col11 * col10 / 365)
1	2	3	4	5	6	7	8	9	10	11	12	13
Construction Expenses	31/03/2015	3,63,714.00	18,185.70	3,63,714.00	-			1.00		366.00		-
Capitalised	01/04/2015	-	-	-	(3,63,714.00)			0.00		366.00		-
Total		3,63,714.00	18,185.70	3,63,714.00	(3,63,714.00)							-

* Depreciation rate = $(1 - ((\text{residual value} / \text{wdv as on 31.3.2015})^{\text{raise to power 1/remaining useful life in years}})) * 100$

General Notes :

- No depreciation if remaining useful life is negative or zero.
- If asset is used less than 365 days during current financial year then depreciation is equals to w.d.v as on 31-03-2015 less residual value.
- Depreciation is calculated on pro-rata basis in case asset is purchased/sold during current F.Y.
- If above assets is used for any time during the year for double shift, the depreciation will increase by 50% for that period and in case of the triple shift the depreciation shall be calculated on the basis of 100% for that period.



Note No. 12 Non-current investments

₹ in rupees

Particulars	As at 31st March 2016		As at 31st March 2015	
Trade Investment(Valued at cost unless stated otherwise)				
Investments in Mutual Funds (Quoted)				
In Others				
Mutual funds long-term quoted trade				1,00,000.00
				1,00,000.00
Non-Trade Investment(Valued at cost unless stated otherwise)				
Investments in equity Instruments (Unquoted)				
In Associates				
Investment in other Indian companies equity instruments unquoted non trade		3,74,74,975.00		3,23,74,975.00
		3,74,74,975.00		3,23,74,975.00
Gross Investment		3,74,74,975.00		3,24,74,975.00
Net Investment		3,74,74,975.00		3,24,74,975.00
Aggregate amount of quoted investments (Market Value:-) (2015:-)				100000.00
Aggregate amount of unquoted investments		3,74,74,975.00		3,23,74,975.00

Note No. 13 Loans and advances

₹ in rupees

Particulars	As at 31st March 2016		As at 31st March 2015	
	Long-term	Short-term	Long-term	Short-term
Security Deposit				
Unsecured, considered good	2,03,865.00	-	1,96,228.00	-
	2,03,865.00	-	1,96,228.00	-
Other loans and advances				
Service Tax Input Credit	-	8,15,892.80	-	3,60,640.00
MAT Credit Entitlement	-	4,32,963.00	-	3,26,388.00
TDS Receivable	-	16,59,941.40	-	9,46,431.00
Unsecured loans and advances given to employees	-	63,000.00	-	48,076.00
Unsecured loans and advances value to be received	-	2,79,31,528.00	-	2,31,01,782.00
Unsecured loans and advances given to suppliers	-	11,90,453.00	-	27,82,432.00
	-	3,20,93,778.20	-	2,75,65,749.00
Total	2,03,865.00	3,20,93,778.20	1,96,228.00	2,75,65,749.00

Note No. 14 Inventories

₹ in rupees

Particulars	As at 31st March 2016		As at 31st March 2015	
(Valued at cost or NRV unless otherwise stated)				
WIP		40,56,32,916.23		29,20,14,018.37
Total		40,56,32,916.23		29,20,14,018.37

Note No. 15 Trade receivables

₹ in rupees

Particulars	As at 31st March 2016		As at 31st March 2015	
Exceeding six months				
Unsecured, Considered Good				50,00,000.00
Total				50,00,000.00
Total				50,00,000.00



TIRUPATI ASSETS PRIVATE LIMITED
15,, COLLEGE STREET, KOLKATA-700012
CIN : U45203WB2005PTC106490

Note No. 16 Cash and cash equivalents

₹ in rupees

Particulars	As at 31st March 2016	As at 31st March 2015
Balance with banks		
Other balances with banks	1,14,251.23	2,04,805.00
Total	1,14,251.23	2,04,805.00
Cash in hand		
Cash in hand	7,65,153.00	3,68,154.00
Total	7,65,153.00	3,68,154.00
Total	8,79,404.23	5,72,959.00



Note No. 17 Revenue from operations

₹ in rupees

Particulars	31st March 2016	31st March 2015
Sale of services		
Rent from Shakespeare Sarani	50,06,880.00	50,06,880.00
Rent from Rash Behari Avenue	1,78,360.00	1,23,360.00
	51,85,240.00	51,30,240.00
Net revenue from operations	51,85,240.00	51,30,240.00

Note No. 18 Other income

₹ in rupees

Particulars	31st March 2016	31st March 2015
Other non-operating income		
Interest and income tax refund		53,995.00
Interest on Security Deposit	8,269.00	11,255.99
Interest on Advances	20,66,918.00	-
	20,75,187.00	65,250.99
Total	20,75,187.00	65,250.99

Note No. 19 Changes in inventories

₹ in rupees

Particulars	31st March 2016	31st March 2015
Inventory at the end of the year		
Work-in-Progress	40,56,32,916.23	29,20,14,018.37
	40,56,32,916.23	29,20,14,018.37
Inventory at the beginning of the year		
Work-in-Progress	29,20,14,018.37	28,41,39,473.00
	29,20,14,018.37	28,41,39,473.00
(Increase)/decrease in inventories		
Work-in-Progress	(11,36,18,897.86)	(78,74,545.37)
	(11,36,18,897.86)	(78,74,545.37)

Note No. 20 Employee benefit expenses

₹ in rupees

Particulars	31st March 2016	31st March 2015
Salaries and Wages		
Salary and wages	50,60,310.00	36,52,178.00
Bonus	93,058.00	73,400.00
Incentive	5,950.00	4,150.00
Leave encashment	93,058.00	39,900.00
	52,52,376.00	37,69,628.00
Total	52,52,376.00	37,69,628.00

Note No. 21 Finance costs

₹ in rupees

Particulars	31st March 2016	31st March 2015
Interest		
Interest on long-term loans from banks	22,68,961.00	16,47,738.00
Interest on long-term loans from others	2,19,12,331.86	19,65,699.00
	2,41,81,292.86	36,13,437.00
Other Borrowing costs		
Processing fees	1,49,750.00	45,729.51
Other borrowing costs	34,350.00	-
	1,84,100.00	45,729.51
Total	2,43,65,392.86	36,59,166.51

Note No. 22 Depreciation and amortization expenses

₹ in rupees

Particulars	31st March 2016	31st March 2015
Depreciation on tangible assets	5,27,057.00	6,33,160.00
Total	5,27,057.00	6,33,160.00



Note No. 23 Other expenses

₹ in rupees

Particulars	31st March 2016	31st March 2015
Advertising expenses	1,07,058.00	3,150.00
Bank charges	19,779.61	19,809.00
Vehicle running expenses	660.00	4,220.00
Brokerage and Commission	-	2,55,000.00
Conveyance expenses	86,898.00	66,585.00
Electricity expenses	4,87,790.00	6,50,493.99
Filing expenses	37,340.00	25,690.00
General Expenses	1,80,876.77	3,37,951.96
Insurance expenses	-	4,490.00
Interest on Taxes	11,78,466.00	53,823.00
Legal expenses	36,28,839.00	1,56,067.00
Repairs and maintenance of other assets	2,92,194.23	3,16,581.86
Postage expenses	538.00	1,222.00
Printing and stationery	56,866.40	44,897.00
Professional expenses	2,33,150.00	56,000.00
Municipal Tax	2,86,081.00	9,96,897.00
Profession Tax	5,000.00	-
Sales promotion expenses	4,33,205.41	1,68,191.02
Security expenses	10,06,182.00	3,96,642.39
Service tax	5,08,911.00	-
Survey expenses	23,255.00	-
Telephone expenses	11,495.00	9,208.00
Travelling Expenses	12,93,038.38	97,310.00
Trade License	2,600.00	9,300.00
Audit fees	20,000.00	20,000.00
Labour charges	53,862.00	-
Total	99,54,105.80	36,93,529.22

Note No. 24 Current tax

₹ in rupees

Particulars	31st March 2016	31st March 2015
Current tax pertaining to current year	1,12,572.00	-
MAT credit entitlement	(1,06,575.00)	(3,26,388.00)
Total	5,997.00	(3,26,388.00)

Note No. 25 Excess/short provision relating earlier year tax

₹ in rupees

Particulars	31st March 2016	31st March 2015
Current tax pertaining to previous years	-	63,190.00
Total	-	63,190.00

Note No. 26 Earning Per Share

₹ in rupees

Particulars	Before Extraordinary items		After Extraordinary items	
	31st March 2016	31st March 2015	31st March 2016	31st March 2015
Basic				
Profit after tax (A)	2,46,467.20	21,746.77	2,46,467.20	21,746.77
Weighted average number of shares outstanding (B)	12,85,000	12,85,000	12,85,000	12,85,000
Basic EPS (A / B)	0.19	0.02	0.19	0.02
Face value per share	10.00	10.00	10.00	10.00

