


BENCHMARK DEVELOPERS

BA-152, SECTOR-1, SALT LAKE, P.O-BIDHANNAGAR, KOLKATA-700 064

BALANCE SHEET AS ON 31ST MARCH, 2020

LIABILITIES	NOTES	31-03-2020 Amount [Rs.]	31-03-2019 Amount [Rs.]	ASSETS	NOTES	31-03-2020 Amount [Rs.]	31-03-2019 Amount [Rs.]
PARTNERS CAPITAL'S ACCOUNT				FIXED ASSETS:	5		
Aa Per Schedule "A" Annexed		7,45,28,231	5,36,25,906	Plant & Machinery		1,67,790	-
Liability for Expenses	1	4,88,984	3,27,175	Computer and computer software		2,38,130	-
				CURRENT ASSETS:	2		
				Loan & Advance		7,53,548	10,27,308
				INVENTORIES	3		
				Closing Stock			
				Work In Progress		7,28,21,170	5,25,67,666
				Cash & Bank Balance:	4		
				Cash at Bank		85,351	1,73,382
				Cash in Hand		9,51,226	1,84,725
		7,50,17,215	5,39,53,081			7,50,17,215	5,39,53,081

For BENCHMARK DEVELOPERS


 Authorized Signatory/Partner


BENCHMARK DEVELOPERS

BA-152, SECTOR-1, SALT LAKE, P.O-BIDHANNAGAR, KOLKATA-700 064

TRADING, PROFIT & LOSS APPROPRIATION ACCOUNT FOR THE YEAR ENDED 31ST MARCH, 2020

PARTICULARS	31-03-2020 Amount [Rs.]	31-03-2019 Amount [Rs.]	PARTICULARS	31-03-2020 Amount [Rs.]	31-03-2019 Amount [Rs.]
To Opening Stock	5,25,67,666	2,50,04,347	By Closing Stock	7,28,21,170	5,25,67,666
" Profit & Loss a/c Dr. Balance 2017-18	51,300				
" Land Registration Fees	84,12,305	2,41,07,953			
" Legal Fees	2,33,020	1,000			
" Site Exp.	71,793	1,92,345			
" Fire Safety Payment	-	6,79,450			
" Labour Charges	-	1,000			
" Salary & Bonus	40,31,499	23,94,368			
" Advertisement Expenses	60,888	2,000			
" Land Tax	86,400	25,000			
" Interest on Partner's Capital	40,38,699	-			
" Architect Fees	-	-			
" Rent, Rates & Taxes	4,07,196	1,450			
" Printing & Stationery	84,893	12,057			
" Postage & Telegram	4,357	-			
" Fees & Subscription	-	-			
" General Expenses	38,027	4,700			
" Professional Fees	12,56,934	-			
" Computer Expenses	47,351	-			
" Staff Welfare	1,91,010	-			
" Processing Fees	25,650	-			
" Medical Expenses	318	-			
" Car expenses	98,912	-			
" Newspaper & Periodicals	2,340	-			
" Insurance Premium	1,883	-			
" Lodging Charges	36,086	-			
" Internet Expenses	17,360	-			
" Bank Charges	2,239	2,404			
" Telephone Expenses	58,084	554			
" Office Expenses	1,41,646	8,500			
" Conveyance	4,15,556	6,818			
" Incidental Charges	25,200	19,560			
" Transportation Charges	-	4,160			
" Brokerage & Commission	49,000	1,00,000			
" Depreciation	1,88,363	-			
" Business Training Expenses	15,000	-			
" Repair & Maintenance	65,413	-			
" Electricity Expenses	94,782	-			
	7,28,21,170	5,25,67,666		7,28,21,170	5,25,67,666

For BENCHMARK DEVELOPERS


 Authorised Signatory/ Partner

BENCHMARK DEVELOPERS

BA-152, SECTOR-1, SALT LAKE, P.O-BIDHANNAGAR, KOLKATA-700 064

Schedule -A

Sl.No	Name of the Partners	Profit Sharing Ratio	Capital	
			As on 31.03.2020	As on 31.03.2019
1.0000	Amrita Chambers Pvt. Ltd. - Partners Capital	5%	12,26,469	13,54,469
2.0000	Amrita Realty Pvt. Ltd. - Partners Capital	5%	48,23,600	49,51,601
3.0000	Benchmark Developers Pvt. Ltd.- Partners Capital	5%	6,66,29,461	4,47,75,468
4.0000	Madhuri Nirman Pvt. Ltd.- Partners Capital	5%	31,22,461	32,56,461
5.0000	Santosh Tower Pvt. Ltd.- Partners Capital	5%	(7,69,363)	(5,61,363)
6.0000	Greenery Square Pvt. Ltd. - Partners Capital	5%	(1,27,350)	(37,683)
7.0000	Greenery Structure Pvt. Ltd.- Partners Capital	5%	(1,25,681)	(37,682)
8.0000	Greenery Plaza Pvt. Ltd. - Partners Capital	5%	(1,25,681)	(37,681)
9.0000	Greenery Elevation Pvt. Ltd.- Partners Capital	5%	(1,25,685)	(37,684)
10.0000	Sri Santosh Kumar Jaiswal	55%	-	-
Total			7,45,28,231	5,36,25,906

For BENCHMARK DEVELOPERS


Authorised Signatory/ Partner

BENCHMARK DEVELOPERS

NOTES ON FINANCIAL STATEMENTS FOR THE YEAR ENDED 31ST MARCH, 2020

NOTES	PARTICULARS	As at 31.03.2020	As at 31.03.2019
1	CURRENT LIABILITIES		
	Duties & Taxes	45,884	15,400
	Outstanding Salary	4,43,100	1,85,500
	Liabilities for Expenses	-	1,26,275
	Total	4,88,984	3,27,175
2	LOANS & ADVANCE		
	Sundry Creditors (Advance given)	7,53,548	8,60,408
	Advance for Expenses	-	1,15,600
	Profit & Loss a/c Dr. Balance 2017-18	-	51,300
	Total	7,53,548	10,27,308
3	INVENTORIES		
	Work in Progress	7,28,21,170	5,25,67,666
	Total	7,28,21,170	5,25,67,666
4	CASH & BANK BALANCE		
	Cash at Bank	85,351	1,73,382
	Cash in Hand	9,51,226	1,84,725
	Total	10,36,577	3,58,107

For BENCHMARK DEVELOPERS


Authorised Signatory/Partner

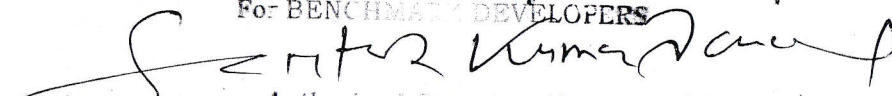
BENCHMARK DEVELOPERS

NOTES ON FINANCIAL STATEMENT FOR THE YEAR ENDED 31ST, MARCH 2020

Note-5

Sl.No	Description	Original Cost			Deprication			Net Block	
		As at 01.04.2019	Additions During The Year	As at 31.03.2020	Up to 31.03.2018	For The Year	Up to 31.03.2019	As at 31.03.2020	As at 31.03.2018
1	Computer & Computer Software Block	-	3,96,883.00	3,96,883.00	-	1,58,753.00	1,58,753.00	2,38,130.00	-
2	Plant & Machinery Block	-	1,97,400.00	1,97,400.00	-	29,610.00	29,610.00	1,67,790.00	-
	Total	-	5,94,283.00	5,94,283.00	-	1,88,363.00	1,88,363.00	4,05,920.00	-

For BENCHMARK DEVELOPERS


Authorised Signatory/ Partner

(A)