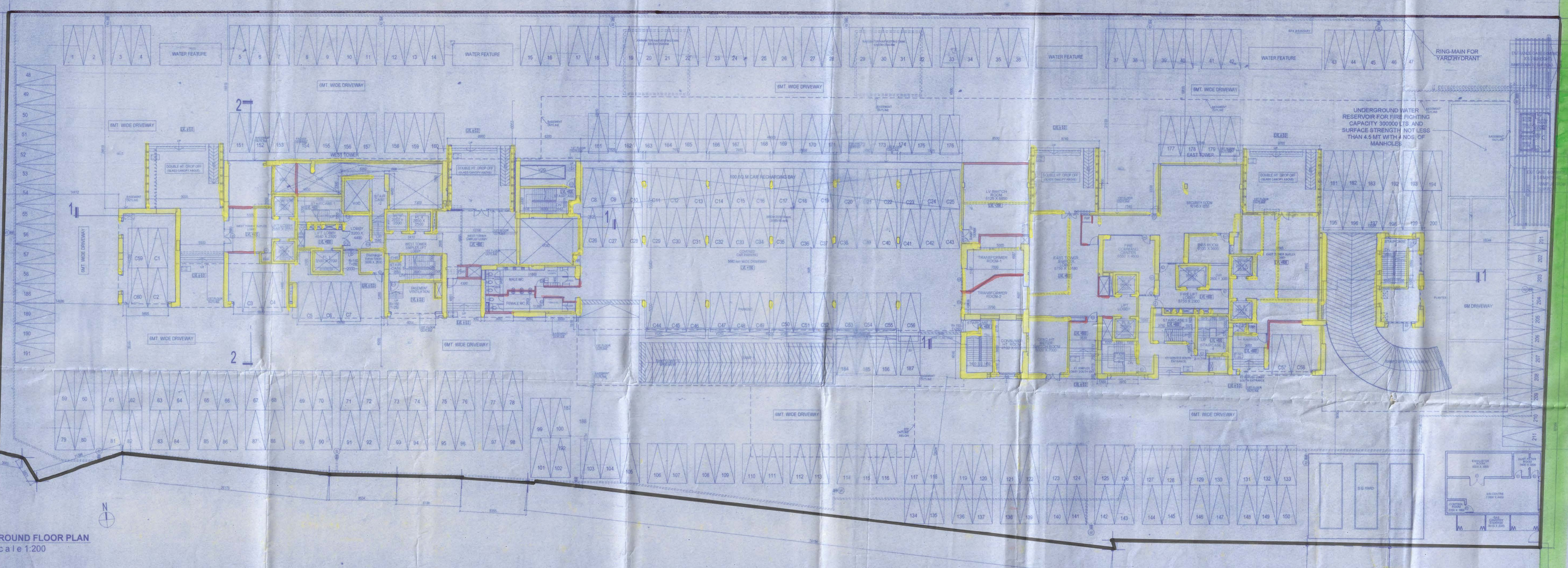

GROUND FLOOR PLAN
scale 1:200

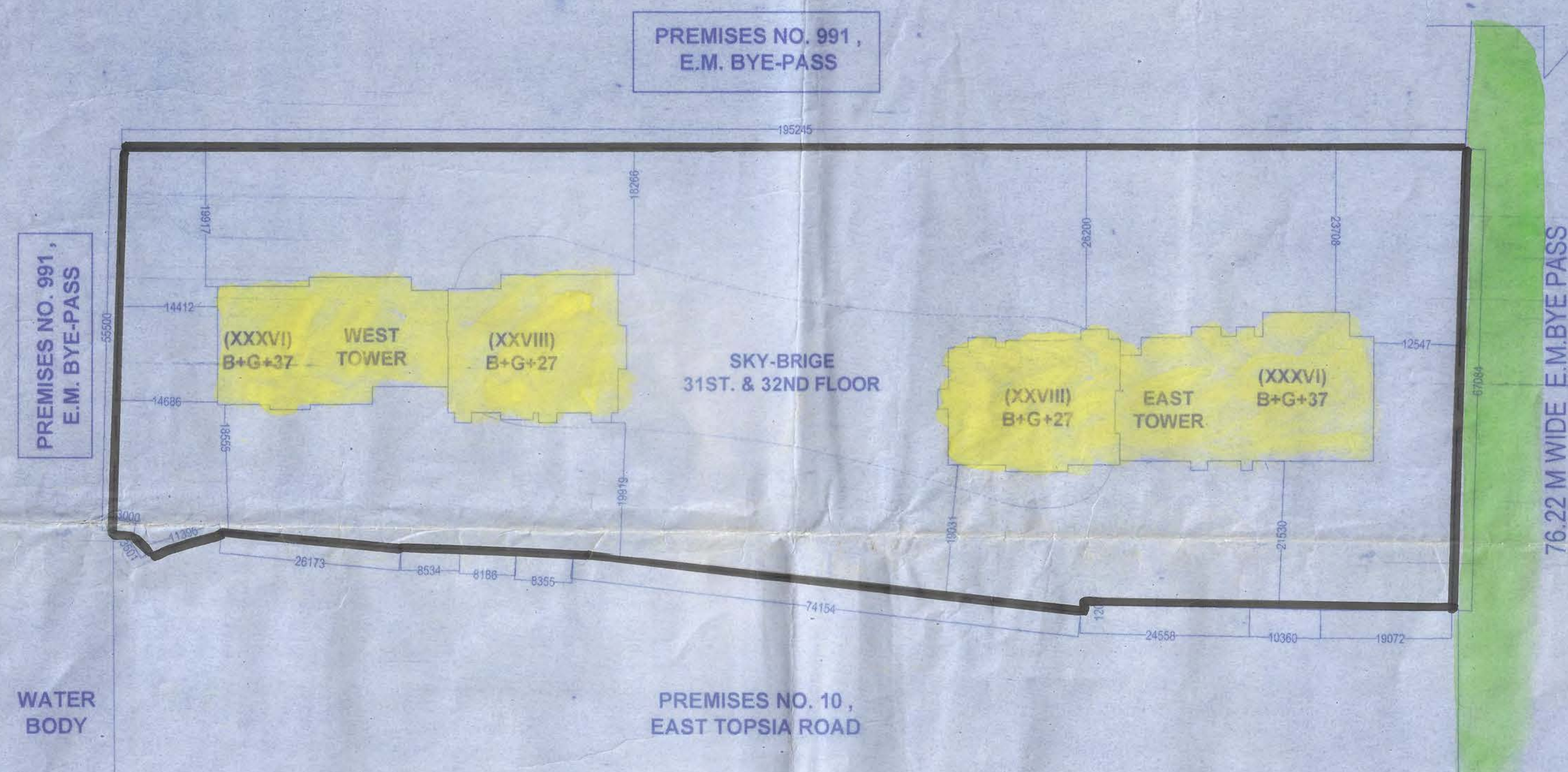

SITE PLAN
scale 1:600

LOCATION PLAN
scale 1:4000

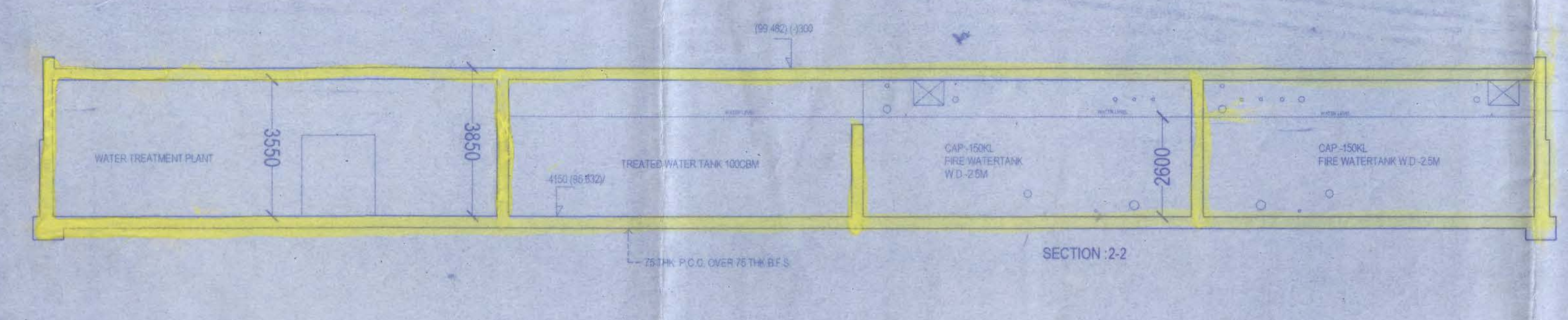

SECTION'S THROUGH U.G. RESERVOIR
scale 1:100

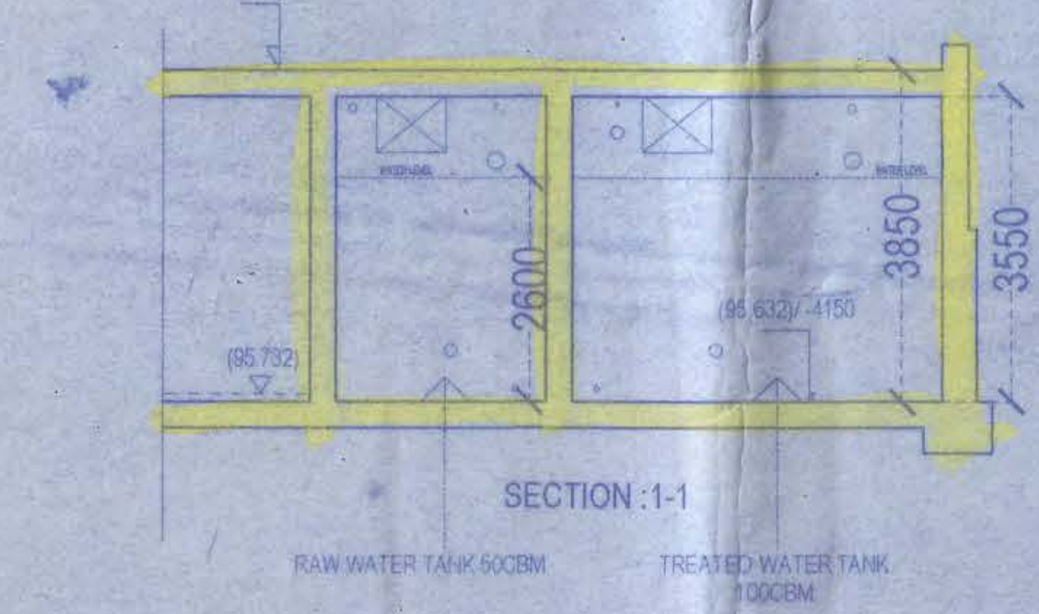

SCHEDULE OF OPENINGS (DOORS) - GROUND,1ST FLOOR)
WT = WEST TOWER , ET = EAST TOWER

SCHEDULE OF OPENINGS (WINDOWS)

NOTES

1 THE INTERIOR FINISH INSIDE THE BUILDING SHALL BE MADE OF MATERIALS WITH LOW FLAME SPREAD AD LOW SMOKE/ TOXIC GAS EMITTING CATEGORIES CONFORMING TO IS STANDARDS.

2 ARRANGEMENTS ARE MADE FOR SEALING ALL VERTICAL SERVICE DUCTS BY MATERIALS OF ADEQUATE FIRE RESISTING CAPACITY.

3 SERVICE DUCTS ARE ENCLOSED BY A WALL OF 2-HOURS FIRE RATING AND ARE FIRE STOPPED AT ALL FLOOR LEVELS.

4 SINCE REFUGE FLOOR AND STAIRCASES ARE THE ONLY MEANS OF EVACUATION, EMERGENCY LIGHTING ARRANGEMENT, DIRECTIONAL EXIT SIGN ETC. ARE MADE CONFORMING THE RELEVANT IS CODE IN THIS REGARDS.

5 FIRE LIFT IN EACH OF THE TOWERS IS CAPABLE TO ACCOMMODATE STANDARD AMBULANCE STRETCHER AND MEDICAL ATTENDANTS. SPEED OF FIRE LIFT IS 150 M/ MINUTE

6 SMOKE VENTS (EACH OF SIZE 500 MM X 500 MM) ARE PROVIDED ON TOP OF ALL LIFT SHAFTS FOR EXTRACTING SMOKE. LIFT SHAFTS ARE OF SUCH DESIGN AS TO OPERATE ON ACTUATION OF SPRINKLER OR FIRE ALARM. THE FIRE ALARM IS DESIGNED TO TRIP TO ALTERNATE POWER SUPPLY IN CASE OF POWER FAILURE.

7 RING MAIN HYDRANT SYSTEM IS SO DESIGNED THAT SHALL ALWAYS BE KEPT CHARGED WITH WATER UNDER PRESSURE AND CAPABLE TO DISCHARGE ON 2850 LTRS/MIN AT A PRESSURE 3.5 KG/ SQ CM AT ANY POINT.

NOTES

LEGENDS:-

NOTE:- ALL MAIN STAIRCASE HAVE 19 TREAD= 270MM 20 RISER= 170MM

KEY PLAN
SCALE - 1:2000

CERTIFICATE OF STRUCTURAL ENGINEER

THIS IS TO CERTIFY THAT THE STRUCTURAL DESIGN AND DRAWING OF BOTH FOUNDATION AND SUPER STRUCTURE OF THE BUILDING HAS BEEN MADE BY ME CONSIDERING ALL POSSIBLE LOADS INCLUDING THE SEISMIC LOAD AS PER THE NATIONAL BUILDING CODE OF INDIA AND CERTIFIED THAT IT IS SAFE AND STABLE IN ALL RESPECTS.

UTPAL SANTRA
B.C.E., M.C.E.(STRUCT.)
F.I.E. F1212001
KMC Empanelled Structural Engineer,
Class-1, E.S.E. No.-1/58

SIGNATURE OF STRUCTURAL ENGG.

M. K. ROY
B.C.E. (Jadavpur), M.Sc.TECH. (Manchester, U.K.)
A.M.C.S.T., C. ENG, M.I. STRUCT.E.(London)
Membership No. 2010690
KMC Empanelled Structural REVIEWER
E.S.R. (1) 5/12

SIGNATURE OF STRUCTURAL REVIEWER

CERTIFICATE OF ARCHITECT

I DO HERE BY CERTIFY WITH FULL RESPONSIBILITY THAT THE BUILDING PLAN HAS BEEN DRAWN UP AS PER K.M.C. BUILDING RULE - 2009 AS AMENDED FROM TIME TO TIME.

THAT THE WIDTH OF THE ABUTTING ROAD CONFORM WITH THE PLAN AND IT IS A BUILDABLE SITE NOT A TANK OR A FILLED UP TANK.

THE SITE PLAN, LOCATION PLAN AGREES WITH THE SITE. THE PLOT IS DEMARCATED BY BOUNDARY WALLS & MEASUREMENTS TALLY WITH THE REGD. DEED PLAN. THE EXISTING STRUCTURE AS SHOWN FULLY OCCUPIED BY OWNERS AS PER OWNERS UNDERTAKING.

MANASH KUMAR SINHA ROY
Registered Architect
Regn. No. CA/2011/54201

SIGNATURE OF ARCHITECT

For Forum Projects Private Limited
Authorised Signatory

SIGNATURE OF OWNER

CLIENT

FORUM PROJECTS PVT. LTD.
4/1 RED CROSS PLACE,
KOLKATA 700 001.

PROJECT

PROPOSED ADDITION OF TWO FLOORS U/S 394 OF KMC ACT, 1980 READ WITH U/R 69A OF KMC BUILDING RULES,2009 OVER AN EXISTING SANCTIONED (B+G+XXXV) STORIED RESIDENTIAL BUILDING INCLUDING ALTERATIONS U/R 26 2(a) & 2(b) OF KOLKATA MUNICIPAL CORPORATION BUILDING RULES,2009 AT PREMISES NO. 1001A, EASTERN METROPOLITAN BYE PASS, WARD NO. 66, BOROUGH - VII, KOLKATA - 700 046
Reference:
(i) Building Permit issued by KMC vide B.P. no. 2011070052 dated 06.06.2011
(ii) Subsequently approved modifications U/R 26(2a)&(b) Vide MBC MEETING NO 499 Dt.23/04/2015
(iii) Subsequently revalidated U/S 399 for two years on dated-26/04/2016

LOCAL STRUCTURAL ENGINEERING CONSULTANT
M.N. CONSULTANTS PVT.LTD.
"M.N.C. HOUSE"
151/6 Rajdanga Main Road
kolkata-107

PRINCIPAL STRUCTURAL CONSULTANT
WEB STRUCTURES

DESIGN ARCHITECT
arc studio_
324 RIVER VALLEY ROAD, SINGAPORE - 238356

EXECUTIVE ARCHITECT
PRACTICE
Practice Design Pvt. Ltd. | Technopolis | Sector 5 | Saltlake City | Kolkata 700091
+91 33 4006 3131

PURPOSE OF RELEASE
RESUBMISSION TO K.M.C.

STAGE:	MUNICIPAL		
DIRECTION:	Drawing No:		Current Revision:
N	1 of 26		R3
Start Date:	Issue Date:	Last saved Date:	
15-Oct-12	27 JULY16	27 JULY-16	
Project Code:	fp - 28.		
Bldg/Block:	WING-A AND WING-B		
Floor:	FLOOR PLAN		
Drawing title:	SITE PLAN, LOCATION PLAN, GROUND FLOOR PLAN		

THE KOLKATA MUNICIPAL CORPORATION
BUILDING PERMIT
No. 2016070024
Date 05/11/18 Borough No. VII
Ex. Engineer / Asst. Engineer
Bor. No. VII Bor. No. VII
★ BUILDING DEPARTMENT ★
Dy. CA. Engineer
Bldg. Deptt.
Br-VII