THE KOLKATA MUNICIPAL CORPORATION
BUILDING PERMIT
★ BUILDING DEPARTMENT ★
Dy. CE (Bldg.)
Bldg. Deptt.
Br-VII

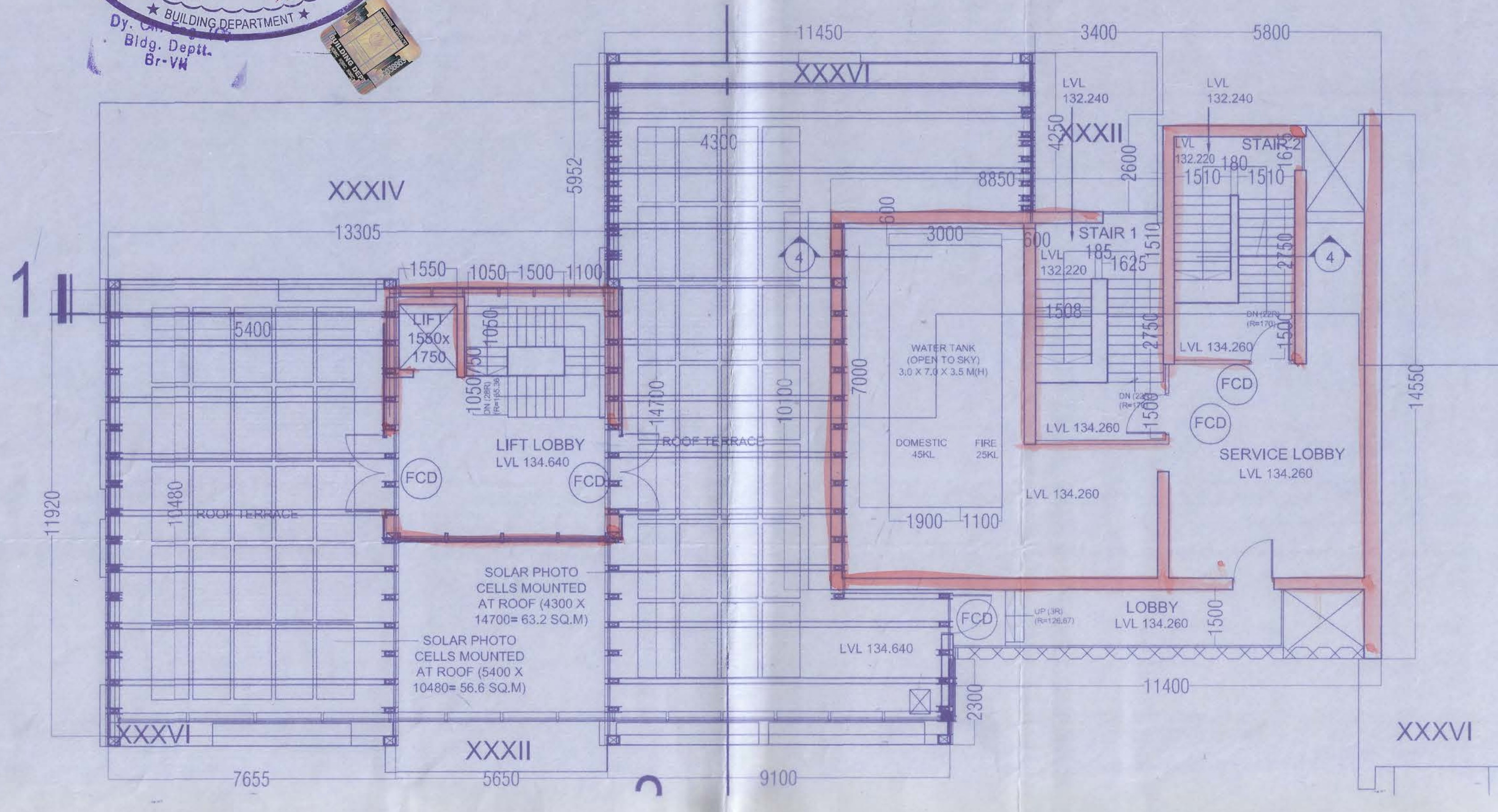

WING B - ROOF LEVEL PLAN
scale 1:100

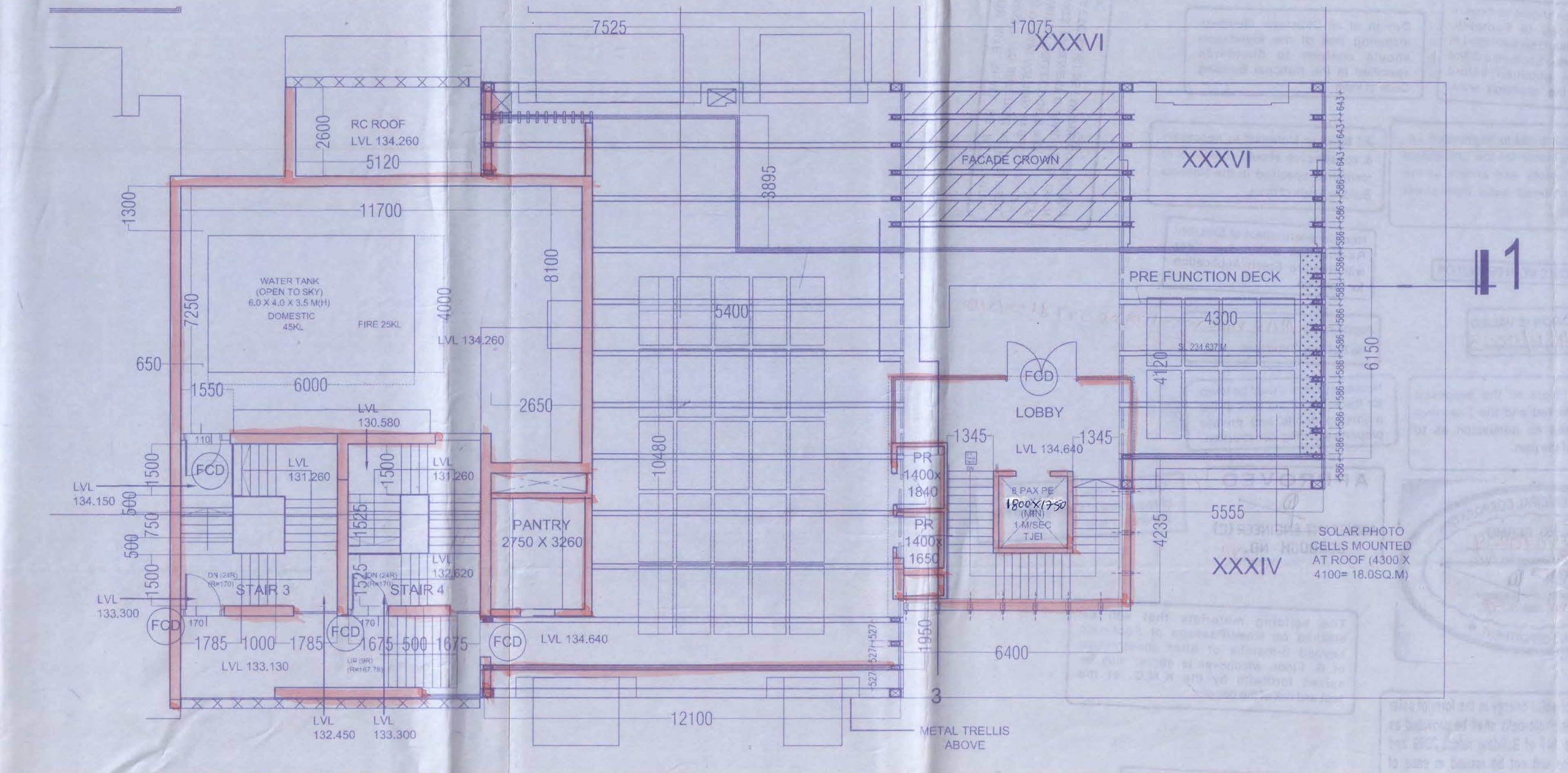

WING A - ROOF LEVEL PLAN
scale 1:100

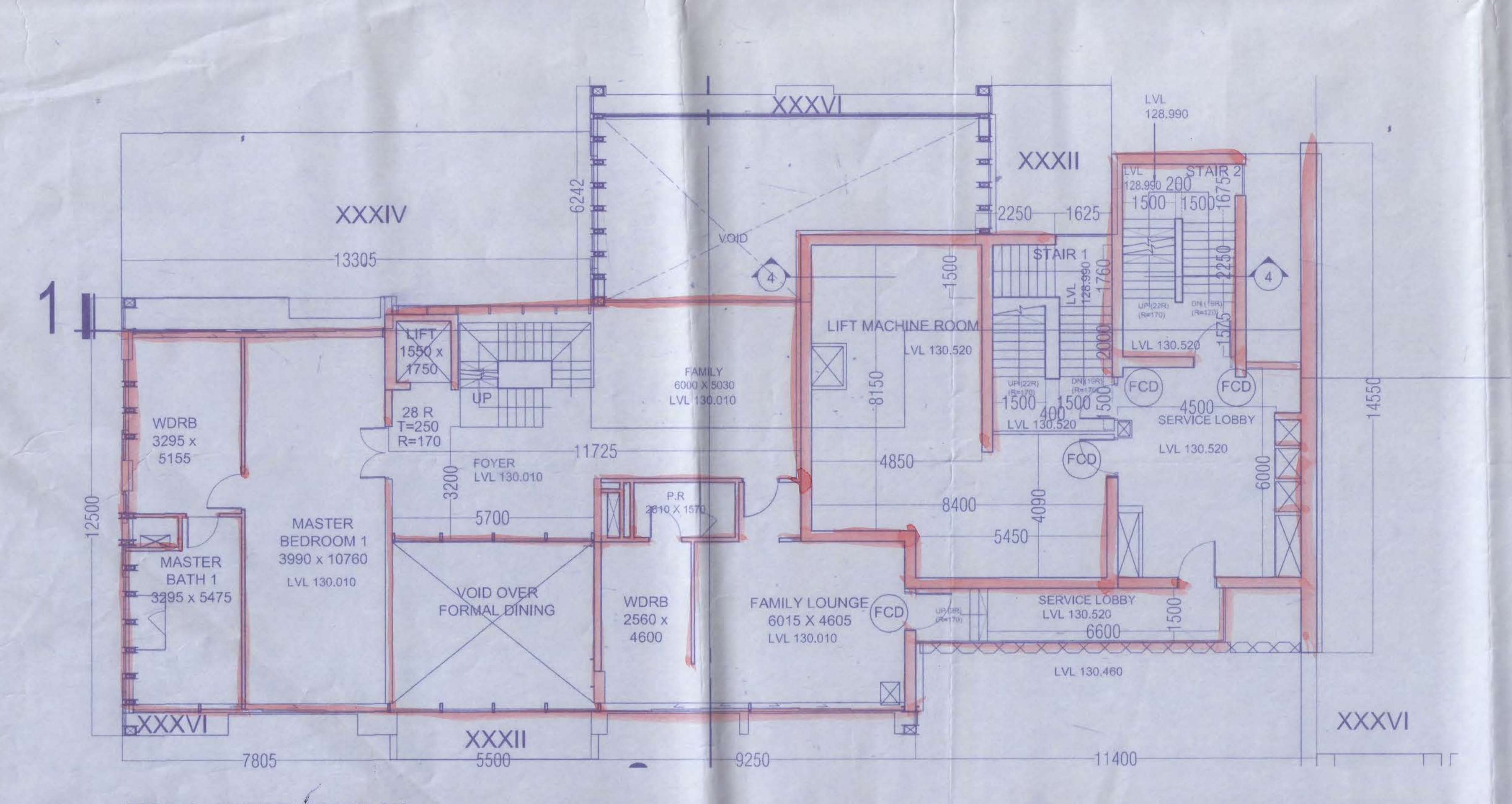

WING B - 37 TH FLOOR PLAN
scale 1:100

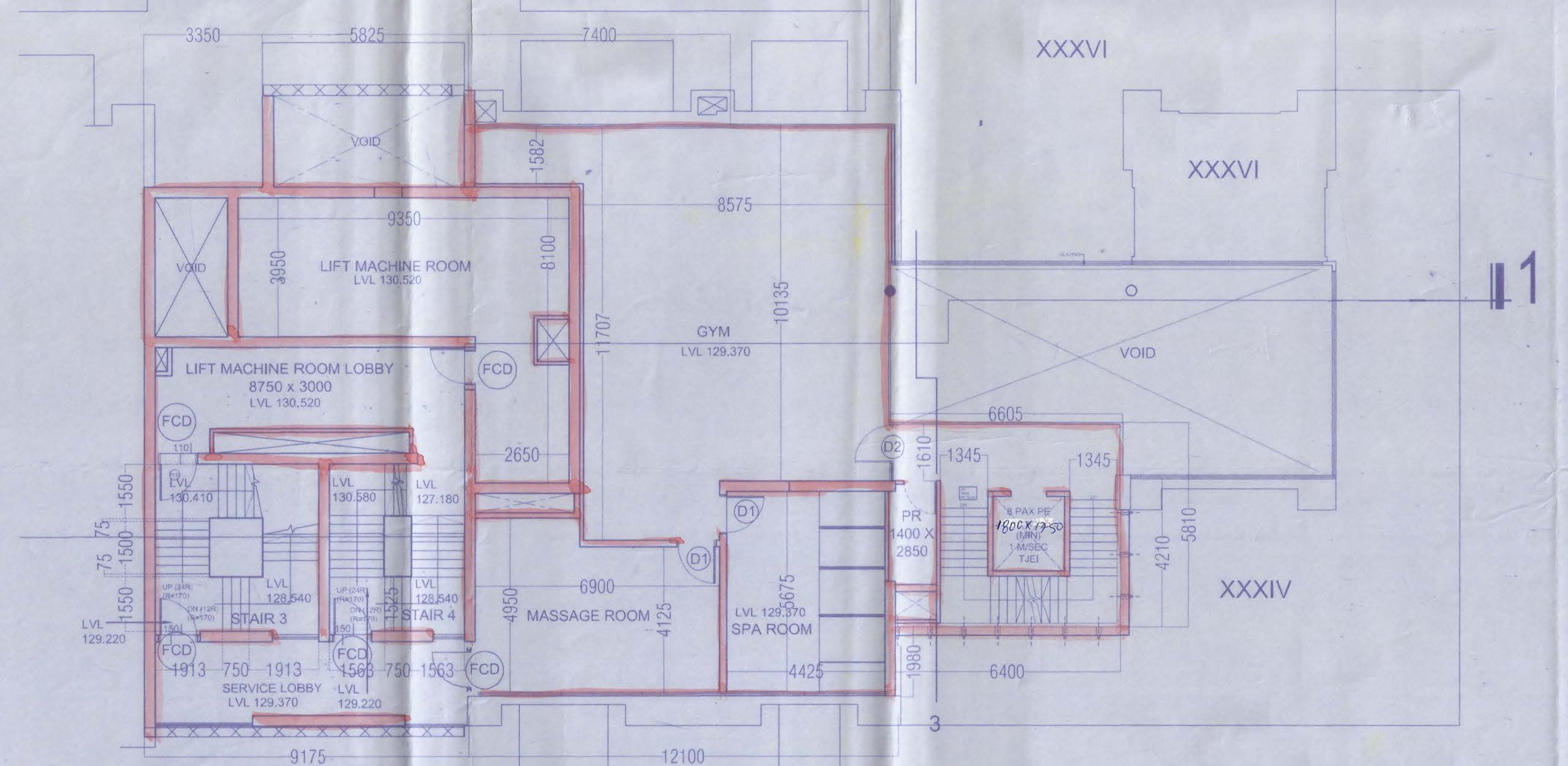

WING A - 37 TH FLOOR PLAN
scale 1:100

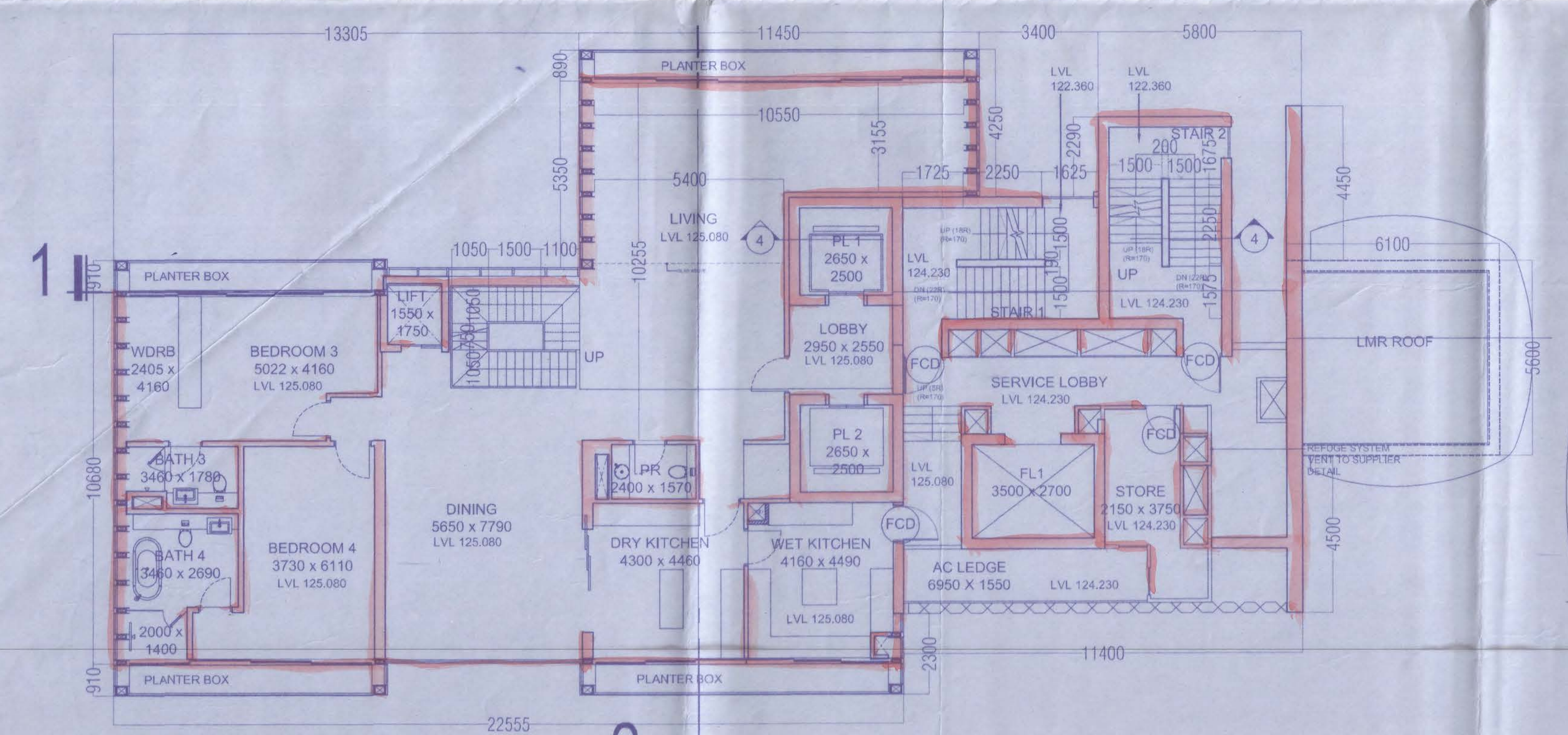

WING B - 36 FLOOR PLAN
scale 1:100

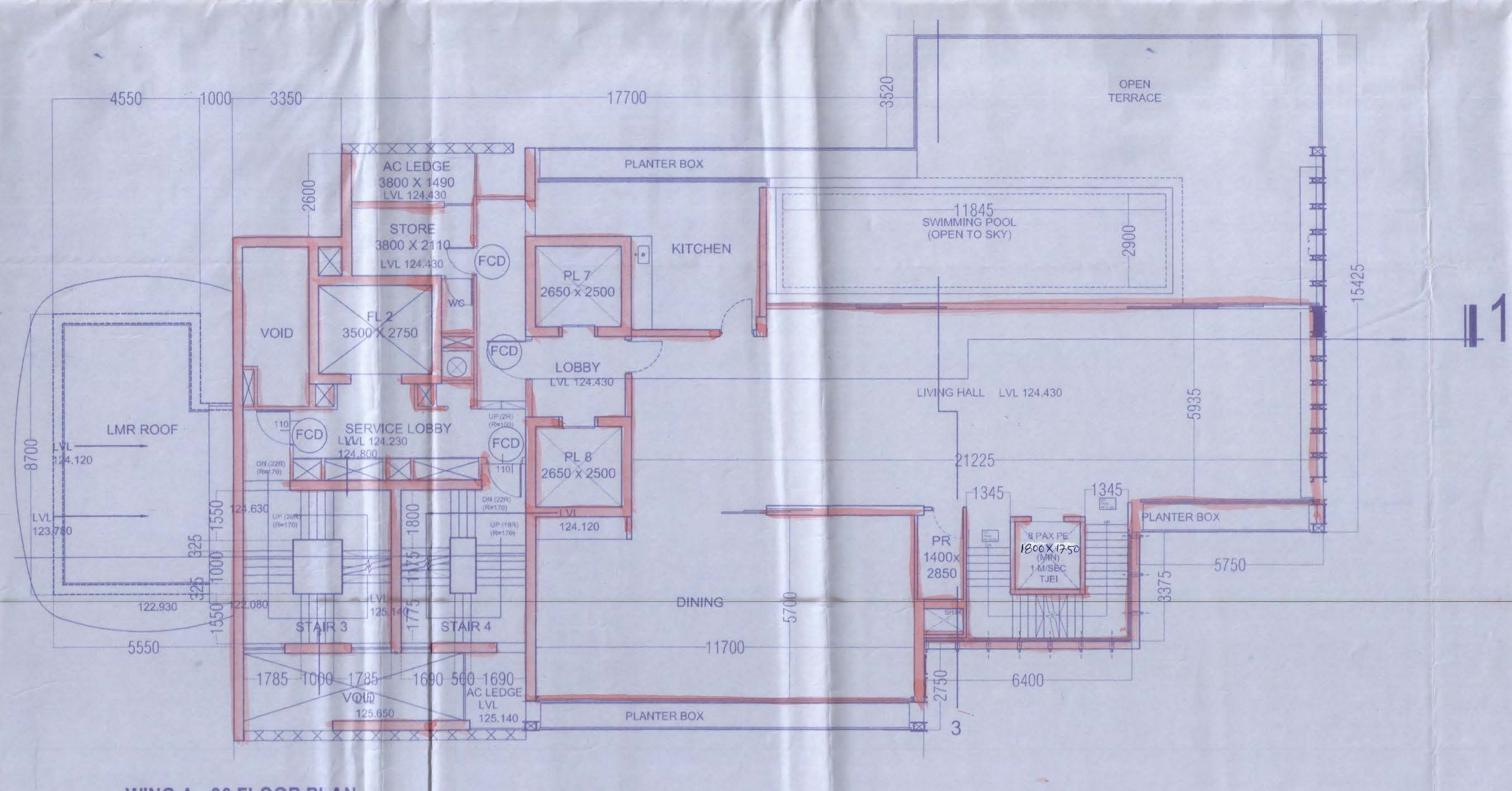

WING A - 36 FLOOR PLAN
scale 1:100

LEGENDS:-

1) F.W. = FLOWER BED
2) GARB = GARBAGE SHAFT
3) FHS = FIRE HYDRANT SHAFT
4) PRS = PRESSURISATION SHAFT
5) ELEC = ELECTRICAL SHAFT
6) P.R = POWDER ROOM
7) ELV =LOW VOLTAGE SHAFT
8) O.T. =OPEN TERRACE
9) BATH - BATH ROOM
10) WRDB - WARDROBE
11)TEL - TELEPHONE CABLE SHAFT
12) WTR - WET RISER SHAFT
13) YRD - YARD
14) MSTR BATH -MASTER BATHROOM
15) R - RAILING

NOTE:- ALL MAIN STAIRCASE HAVE
19 TREAD= 270MM
20 RISER= 170MM

NOTES

1. ALL DIMENSIONS ARE IN MM UNLESS OTHERWISE SPECIFIED.
2. ALL LEVELS INDICATED ARE IN METERS UNLESS OR OTHERWISE SPECIFIED.
3. DIMENSIONS / LEVELS INDICATED ARE STRUCTURAL UNLESS OTHERWISE SPECIFIED.
4. ONLY WRITTEN DIMENSIONS ARE TO BE FOLLOWED. DO NOT SCALE THE DRAWING.

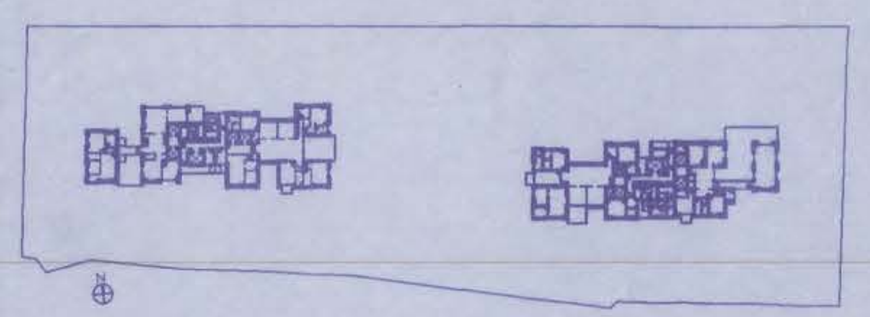

KEY PLAN
SCALE - 1:2000

SCHEDULE OF OPENING (WINDOWS) -ALUMINIUM

SR. NO.	TYPE DOOR	SIZE WIDTH (MM)	SIZE HEIGHT (MM)	SILL (MM)	LINTEL (MM)	DESCRIPTION
1	FW1	575	3400	000	REFER DETAILS	ALUMINIUM FRAME CASEMENT WINDOW AND FIXED GLASS PANEL
2	FW2	800	1100	1100	2800	ALUMINIUM FRAME CASEMENT WINDOW
3	FW3	800	3400	000	REFER DETAILS	ALUMINIUM FRAME FIXED GLASS PANEL
4	FW4	3150	6200	000	REFER DETAILS	ALUMINIUM FRAME SLIDING WINDOW AND FIXED GLASS PANEL
5	FW5	2425	2800 REFER DETAILS	000	REFER DETAILS	ALUMINIUM FRAME CASEMENT WINDOW AND FIXED GLASS PANEL
6	FW6	800	3400 REFER DETAILS	000	REFER DETAILS	ALUMINIUM FRAME CASEMENT WINDOW AND FIXED GLASS PANEL
7	FW7	3000	3400 REFER DETAILS	000	REFER DETAILS	ALUMINIUM FRAME FIXED GLASS PANEL
8	FW8	5620	13000 REFER DETAILS	000	REFER DETAILS	ALUMINIUM FRAME FIXED GLASS PANEL
9	FW9	3250	2800 REFER DETAILS	000	2800	ALUMINIUM FRAME SLIDING WINDOW AND FIXED GLASS PANEL
10	FW10	1500	2800 REFER DETAILS	000	2800	ALUMINIUM FRAME FIXED GLASS PANEL
11	FW11	1650	2800 REFER DETAILS	000	2800	ALUMINIUM FRAME SLIDING WINDOW
12	FW12	1650	2800 REFER DETAILS	000	2800	ALUMINIUM FRAME SLIDING WINDOW
13	FW13	[illegible]	2700 REFER DETAILS	000	2800	ALUMINIUM FRAME FIXED GLASS PANEL
14	FW14	2300	2800 REFER DETAILS	000	2800	ALUMINIUM FRAME FIXED GLASS PANEL
15	FW15	5500	5410 REFER DETAILS	000	2800	ALUMINIUM FRAME FIXED GLASS PANEL
16	FW16	2000	2800 REFER DETAILS	000	2800	ALUMINIUM FRAME SLIDING WINDOW AND FIXED GLASS PANEL

SCHEDULE OF OPENINGS (DOORS) - ALUMINUM

SR. NO.	TYPE DOOR	CIVIL OPENING WIDTH (MM)	CIVIL OPENING HEIGHT (MM)	DESCRIPTION
1	FD1	2500	2800	ALUMINIUM FRAME GLASS SLIDING DOOR
2	FD2	2875	2800	ALUMINIUM FRAME GLASS SLIDING DOOR
3	FD3	1600	2800	ALUMINIUM FRAME GLASS SLIDING DOOR
4	FD4	4000	2800	ALUMINIUM FRAME GLASS SLIDING DOOR
5	FD5	8760	2800	ALUMINIUM FRAME GLASS SLIDING DOOR
6	FD6	4000	2800	ALUMINIUM FRAME GLASS SLIDING DOOR AND CASEMENT WINDOW
7	FD7	4100	2800	ALUMINIUM FRAME GLASS SLIDING DOOR AND CASEMENT WINDOW
8	FD8	4575	2800	ALUMINIUM FRAME GLASS SLIDING DOOR
9	FD9	4375	2800	ALUMINIUM FRAME GLASS SLIDING DOOR
10	FD10	3200	2800	ALUMINIUM FRAME GLASS SLIDING DOOR
11	FD11	2900	2800	ALUMINIUM FRAME GLASS SLIDING DOOR
12	FD12	2650	2800	ALUMINIUM FRAME GLASS SLIDING DOOR
13	FD13	3600	2800	ALUMINIUM FRAME GLASS SLIDING DOOR AND CASEMENT WINDOW
14	FD14	[illegible]	2800	ALUMINIUM FRAME GLASS SLIDING DOOR
15	FD15	1700	2800	ALUMINIUM FRAME GLASS SLIDING DOOR
16	FD16	9600	2800	ALUMINIUM FRAME GLASS SLIDING DOOR
17	FD17	4500	2800	ALUMINIUM FRAME GLASS SLIDING DOOR
18	FD18	1450	2800	ALUMINIUM FRAME GLASS SLIDING DOOR
19	FD19	5900	2800	ALUMINIUM FRAME GLASS SLIDING DOOR
20	FD20	1300	REFER DETAIL OF DOOR	ALUMINIUM FRAME GLASS SLIDING DOOR AND FIXED GLASS
21	FD21	3250	2800	ALUMINIUM FRAME GLASS SLIDING DOOR
22	FD22	4300	2800	ALUMINIUM FRAME GLASS SLIDING DOOR
23	FD23	2000	2800	ALUMINIUM FRAME GLASS SLIDING DOOR
24	FD24	2690	2800	ALUMINIUM FRAME GLASS SLIDING DOOR
25	FD25	1875	2800	ALUMINIUM FRAME GLASS SLIDING DOOR
26	FD26	3250	REFER DETAIL OF DOOR	ALUMINIUM FRAME GLASS SLIDING DOOR AND CASEMENT WINDOW
27	FD27	8977	REFER DETAIL OF DOOR	ALUMINUM FRAME GLASS SLIDING DOOR AND FIXED GLASS
28	FD28	1650	REFER DETAIL OF DOOR	ALUMINUM FRAME GLASS SLIDING DOOR AND FIXED GLASS
29	FD29	1950	REFER DETAIL OF DOOR	ALUMINUM FRAME GLASS SLIDING DOOR AND FIXED GLASS
30	FD30	2850	REFER DETAIL OF DOOR	ALUMINUM FRAME GLASS SLIDING DOOR AND FIXED GLASS
31	FD31	1950	REFER DETAIL OF DOOR	ALUMINUM FRAME GLASS SLIDING DOOR AND FIXED GLASS
32	FD32	4227	REFER DETAIL OF DOOR	ALUMINUM FRAME GLASS SLIDING DOOR AND FIXED GLASS
33	FD33	7300	REFER DETAIL OF DOOR	ALUMINUM FRAME GLASS SLIDING DOOR AND FIXED GLASS
34	FD34	7300	REFER DETAIL OF DOOR	ALUMINUM FRAME GLASS SLIDING DOOR AND FIXED GLASS
35	FD35	2200	REFER DETAIL OF DOOR	ALUMINUM FRAME GLASS SLIDING DOOR AND FIXED GLASS
36	FD36	3850	REFER DETAIL OF DOOR	ALUMINUM FRAME GLASS SLIDING DOOR AND FIXED GLASS
37	FD37	3050	REFER DETAIL OF DOOR	ALUMINUM FRAME GLASS SLIDING DOOR AND FIXED GLASS
38	FD38	2350	REFER DETAIL OF DOOR	ALUMINUM FRAME GLASS SLIDING DOOR AND FIXED GLASS
39	FD39	3250	2800	ALUMINIUM FRAME GLASS SLIDING DOOR
40	FD40	1200	2400 ABOVE FFL	ALUMINIUM FRAME GLASS SWING DOOR
41	FD41	700	2400 ABOVE FFL	ALUMINIUM FRAME ALUMINIUM SWING DOOR
42	FD42	1000	2400 ABOVE FFL	ALUMINIUM FRAME 2HR -FIRE RATED FIRE DOOR
43	FD43	1000	2400 ABOVE FFL	ALUMINIUM FRAME 2HR -FIRE RATED FIRE DOOR
44	FD44	1100	2400 ABOVE FFL	ALUMINIUM FRAME 2HR -FIRE RATED FIRE DOOR
45	MDB1	1775	2400 ABOVE FFL	HOT DIPPED GALV. M.S. SWING GATE

SCHEDULE OF OPENINGS (DOORS) - TIMBER

SR. NO.	TYPE DOOR	CIVIL OPENING WIDTH (MM)	CIVIL OPENING HEIGHT (MM)	SILL (MM)	LINTEL (MM) A.F.F. ABOVE FLOOR FINISH	DESCRIPTION
1	TDB1	1400	2450	000	2400	TIMBER FRAME TIMBER SWING DOOR (HALF HOUR FIRE RATED)
2	TDB2	1050	2550	000	2500	TIMBER FRAME TIMBER SWING DOOR (HALF HOUR FIRE RATED)
3	TDB3	1050	2500	000	2450	TIMBER FRAME TIMBER SWING DOOR (HALF HOUR FIRE RATED)
4	TDB4	1800	2450	000	2400	TIMBER FRAME DOUBLE TIMBER SWING DOOR
5	TDB5	1050	2450	000	2400	TIMBER FRAME TIMBER SWING DOOR
6	TDB5a	1050	2500	000	2450	TIMBER FRAME TIMBER SWING DOOR
7	TDB6	950	2450	000	2400	TIMBER FRAME TIMBER SLIDING DOOR
8	TDB7	950	2450	000	2400	TIMBER FRAME TIMBER SWING DOOR
9	TDB8	900	2550	000	2500	TIMBER FRAME TIMBER FOLD DOOR
10	TDB9	1000	2450	000	2400	TIMBER FRAME DOUBLE TIMBER SLIDING DOOR
11	TDB10	1150	2450	000	2400	TIMBER FRAME TIMBER PIVOT DOOR
12	TDB11	1500	2450	000	2400	FRAMELESS GLASS PIVOT DOOR WITH HINGE
13	TDB12	1250	2450	000	2400	TIMBER FRAME TIMBER SLIDING DOOR
14	TDB13	1675	2450	000	2400	TIMBER FRAME TIMBER SLIDING DOOR
15	TDB14	1150	2500	000	2450	TIMBER FRAME TIMBER PIVOT DOOR
16	TDB15	1500	2450	000	2400	TIMBER FRAME DOUBLE TIMBER SWING DOOR
17	TDB16	1700	2450	000	2400	TIMBER FRAME DOUBLE TIMBER SLIDING DOOR
18	TDB17	2140	2450	000	2400	TIMBER FRAME DOUBLE TIMBER SLIDING DOOR
19	TDB18	1000	2450	000	2400	TIMBER FRAME TWO-HR RATED FIRE-DOOR
20	TDB19	900	2550	000	2400	TIMBER FRAME TIMBER SWING DOOR
21	TDB20	950	2550	000	2400	TIMBER FRAME TIMBER SWING DOOR
22	TDB21	776	2450	000	2400	TIMBER FRAME TIMBER FOLD DOOR
23	TDB22	1100	2450	000	2400	TIMBER FRAME TWO-HR RATED FIRE-DOOR
24	TDB23	950	2500	000	2450	TIMBER FRAME TIMBER SLIDING DOOR
25	TDB24	900	2450	000	2400	TIMBER FRAME DOOR - 2 HR FIRE RATED FIRE DOOR
26	TDB25	950	2450	000	2400	
27	TDB25a	1100	2450	000	2400	
28	TDB26	784	2450	000	2400	
29	TDB27	1734	2500	000	2450	
30	TDB28	1834	2500	000	2450	
31	TDB29	684	2450	000	2400	
32	TDB30	1050	2450	000	2400	TIMBER FRAME TIMBER SWING DOOR-

CERTIFICATE OF STRUCTURAL ENGINEER.

THIS IS TO CERTIFY THAT THE STRUCTURAL DESIGN AND DRAWING OF BOTH FOUNDATION AND SUPER STRUCTURE OF THE BUILDING HAS BEEN MADE BY ME CONSIDERING ALL POSSIBLE LOADS INCLUDING THE SEISMIC LOAD AS PER THE NATIONAL BUILDING CODE OF INDIA AND CERTIFIED THAT IT IS SAFE AND STABLE IN ALL RESPECTS.

UTPAL SANTRA
B.C.E., M.C.E.(STRUCT)
F.I.E.F1212821
KMC Empanelled Structural Engineer
Class-I, E.S.E. No.-1/38

SIGNATURE OF STRUCTURAL ENGG.

M. K. ROY
B.C.E. (Jadavpur), M.Sc. TECH. (Manchester, U.K.)
A.M.C.S.T., C. ENG, M.I. STRUCT.E. (London)
Membership No. 20108990
KMC Empanelled Structural REVIEWER
E.S.R.-(I) 6/12

SIGNATURE OF STRUCTURAL REVIEWER

CERTIFICATE OF ARCHITECT

I DO HERE BY CERTIFY WITH FULL RESPONSIBILITY THAT THE BUILDING PLAN HAS BEEN DRAWN UP AS PER K.M.C. BUILDING RULE - 2009 AS AMENDED FROM TIME TO TIME.

THAT THE WIDTH OF THE ABUTTING ROAD CONFORM WITH THE PLAN AND IT IS A BUILDABLE SITE NOT A TANK OR A FILLED UP TANK.

THE SITE PLAN, LOCATION PLAN AGREES WITH THE SITE. THE PLOT IS DEMARCATED BY BOUNDARY WALLS & MEASUREMENTS TALLY WITH THE REGD. DEED PLAN. THE EXISTING STRUCTURE AS SHOWN FULLY OCCUPIED BY OWNERS AS PER OWNERS UNDERTAKING.

MANASH KUMAR SINHA ROY
Registered Architect
Regn. No. CA/2011/54201

SIGNATURE OF ARCHITECT

For Forum Projects Private Limited
Authorised Signatory

SIGNATURE OF OWNER

CLIENT

FORUM PROJECTS PVT. LTD.
4/1 RED CROSS PLACE.
KOLKATA 700 001.

PROJECT:

PROPOSED ADDITION OF TWO FLOORS U/S 394 OF KMC ACT, 1980 READ WITH U/R 69A OF KMC BUILDING RULES,2009 OVER AN EXISTING SANCTIONED (B+G+XXXV) STORIED RESIDENTIAL BUILDING INCLUDING ALTERATIONS U/R 26 2(a) & 2(b) OF KOLKATA MUNICIPAL CORPORATION BUILDING RULES,2009 AT PREMISES NO. 1001/A, EASTERN METROPOLITAN BYE PASS, WARD NO. 66 , BOROUGH – VII , KOLKATA – 700 046

Reference:
(i) Building Permit issued by KMC vide B.P. no. 2011070052 dated 06.06.2011.
(ii) Subsequently approved modifications U/R 26(2a)&(b) Vide MBC MEETING NO.499 Dt.23/04/2015.
III) Subsequently revalidated U/S 399 for two years on dated-26/09/2016

LOCAL STRUCTURAL ENGINEERING CONSULTANT :
M.N. CONSULTANTS PVT.LTD.
"M.N.C. HOUSE"
1516,Rajdanga Main Road.
kolkata-107.

PRINCIPAL STRUCTURAL CONSULTANT :
WEB STRUCTURES
146 ROBINSON ROAD
#05-01 SINGAPORE 068909
TEL : (65) 6223 9208
FAX : (65) 6220 7928
webstruc@webstruc.net

DESIGN ARCHITECT:
arc studio_
324 RIVER VALLEY ROAD, SINGAPORE - 238356

EXECUTIVE ARCHITECT:
PRACTICE URBANISM + ARCHITECTURE
Practice Design Pvt. Ltd. | Technopolis | Sector 5 |
Saltlake City | Kolkata 700091
+91 33 4006 3131

PURPOSE OF RELEASE
RESUBMISSION TO K.M.C.

STAGE:	MUNICIPAL	
DIRECTION: N	Drawing No: 21 OF 26	Current Revision: R3
Start Date:	Issue Date:	Last saved Date:
8-May-18	27-JULY16	27-JULY16
Project Code:	fp- 28	
Bldng/Block:	WING-A AND WING-B	
Floor:	FLOOR PLAN	
Drawing title:	36TH. AND 37 TH. & ROOF FLOOR PLAN	

THIS DRAWING IS THE SOLE PROPERTY OF EDIFICE CONSULTANTS PVT. LTD. ITS USE FOR ANY PURPOSE OTHER THAN THAT MENTIONED IS TO BE DONE ONLY AFTER PRIOR APPROVAL.