SCHEDULE OF FLOOR / TIE BEAM

BEAM MKD.	SIZE	REINFORCEMENT				STIRRUP
		SUPPORT		SPAN		
		TOP	BOTTOM	TOP	BOTTOM	
B1	250 X 400	3 - 16 T	3 - 16 T	3 - 16 T	3 - 16 T	2L 8 @ 125 C/C ALTH.
B2	250 X 400	5 - 20 T	3 - 20 T	3 - 20 T	3 - 20 T	2L 8 @ 125 C/C ALTH.
B3	250 X 400	5 - 20 T	3 - 20 T	3 - 20 T	5 - 20 T	2L 8 @ 125 C/C ALTH.
B4	250 X 400	6 - 20 T	3 - 20 T	3 - 20 T	6 - 20 T	2L 8 @ 125 C/C ALTH.
B5	250 X 400	3 - 20 T + 3 - 25 T	3 - 20 T	3 - 20 T	3 - 20 T + 3 - 25 T	2L 8 @ 125 C/C ALTH.
B6	250 X 400	3 - 25 T + 2 - 25 T	3 - 25 T	3 - 25 T	3 - 25 T	2L 8 @ 125 C/C ALTH.
TB1	250 X 400	3 - 16 T	3 - 16 T	3 - 16 T	3 - 16 T	2L 8 @ 125 C/C ALTH.
TB2	250 X 400	6 - 16 T	3 - 16 T	3 - 16 T	6 - 16 T	2L 8 @ 125 C/C ALTH.
TB3	250 X 400	3 - 16 T + 3 - 20 T	3 - 16 T	3 - 16 T	3 - 16 T + 3 - 20 T	2L 8 @ 125 C/C ALTH.
TB2	250 X 400	5 - 20 T	5 - 20 T	5 - 20 T	5 - 20 T	4L 10 @ 150 C/C ALTH.

SCHEDULE OF COLUMN

COL. MKD.	SIZE	STEEL	RING
C12, C13, C15, C16, C18, C21, C24, C26, C27	350 X 500	4 - 20 T + 8 - 16T	2L- 8T @ 175 C/C
C10, C11, C14, C17, C20.	350 X 500	4 - 20 T + 8 - 16T	2L- 8T @ 175 C/C
C1, C3, C4, C6, C8, C9, C19, C23, C25	350 X 500	4 - 20 T + 8 - 16T	2L- 8T @ 175 C/C
C2, C5, C7, C22	350 X 500	4 - 20 T + 8 - 16T	2L- 8T @ 175 C/C

SCHEDULE OF FOUNDATION

FDN MKD	COLUMN MKD	SIZE	DEPTH	REINFORCEMENT		REMARKS
				SHORTER SIDE	LONGER SIDE	
F1	C1 TO C27	2600 WIDE STRIP	250	12 @ 150 C/C	12 @ 300 C/C	STRIP FOOTING

SCHEDULE OF SLAB

SLAB MKD.	DEPTH	REINFORCEMENT		REMARKS
		LONG DIRACTION	SHORT DIRACTION	
S1	135	10 T @ 150 C/C	10 T @ 150 C/C	TWO WAY SLAB
S2	135	10 T @ 150 C/C	8 T @ 150 C/C	ONE WAY SLAB
S3	135	10 T @ 150 C/C	8 T @ 150 C/C	TWO WAY SLAB
Sst	150	12 T @ 100 C/C	8 T @ 150 C/C	STAIR CASE LANDING & WAIST SLAB

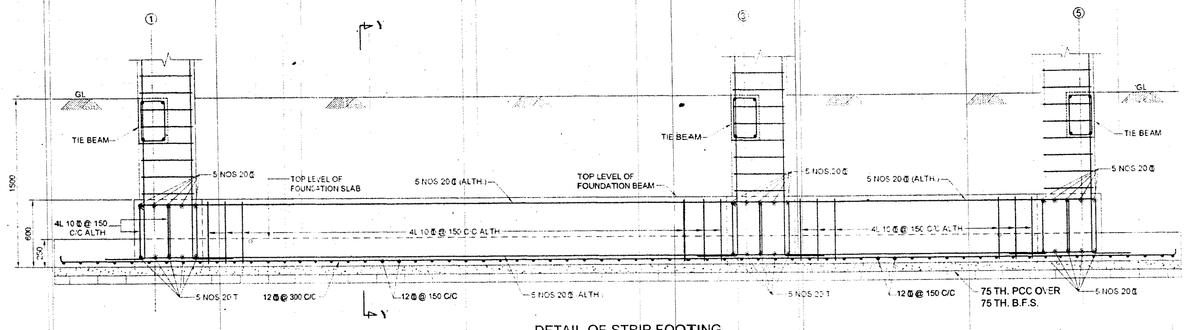

DETAIL OF STRIP FOOTING SECTION AT X-X
SCALE=1:25

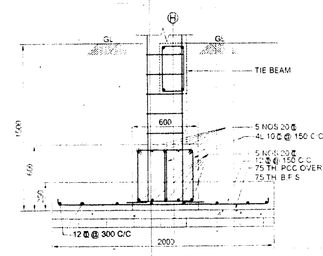

CROSS SECTION OF STRIP FOOTING
SECTION AT Y-Y
SCALE=1:25

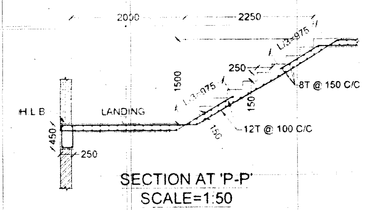

SECTION AT 'P-P'
SCALE=1:50

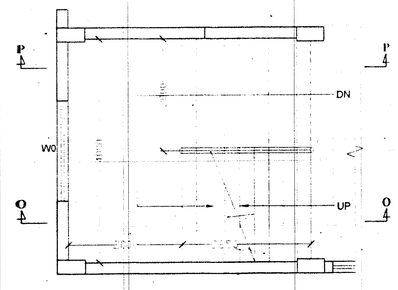

PLAN OF STAIR CASE
SCALE=1:50

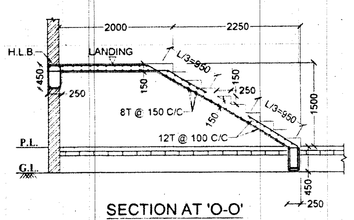

SECTION AT 'O-O'
SCALE=1:50

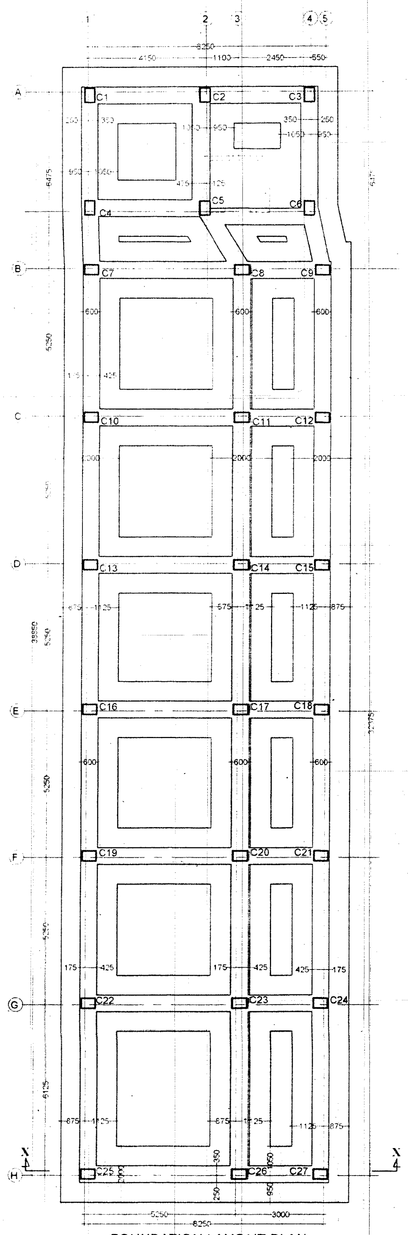

FOUNDATION LAYOUT PLAN
SCALE=1:100

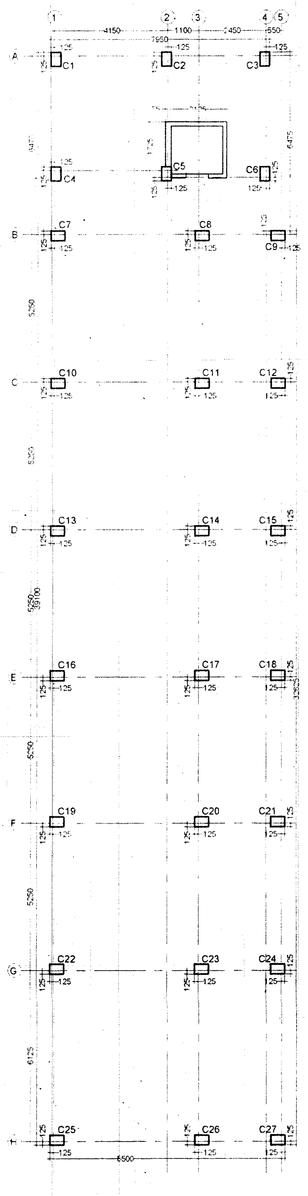

COLUMN LAYOUT PLAN
SCALE=1:100

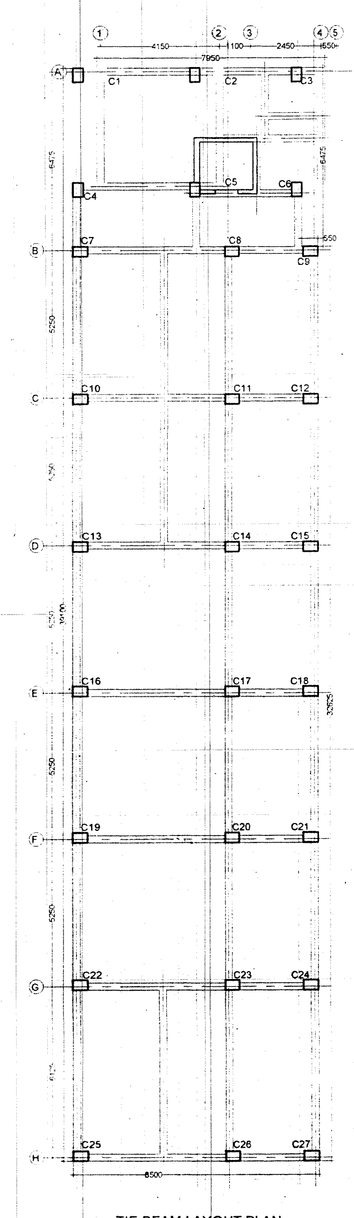

TIE BEAM LAYOUT PLAN
SCALE=1:100

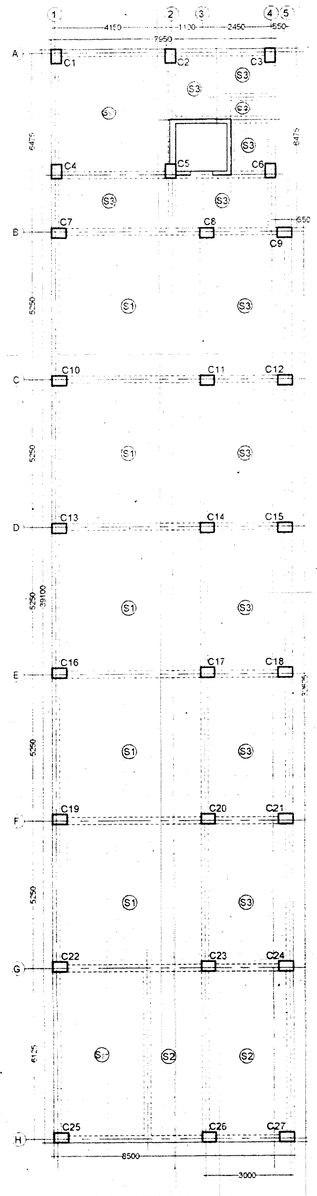

FLOOR BEAM LAYOUT PLAN
SCALE=1:100

TECHNICAL SPECIFICATION :-

1> ALL DIMENSIONS ARE IN MM. UNLESS OTHERWISE MENTIONED.
2> GRADE OF CONC. IN SUPER STRUCTURE & FOUNDATION - M-30
3> REINFORCED GRADE CONFIRM TO - Fe 500 (IS: 1786)
4> CLEAR COVER - 20mm IN SLAB
25mm IN BEAM
40mm IN COLUMN
50mm IN PILE & PILE CAP
5> (a) COLD TWISTED DEFORMED BARS OF HIGH YIELD STRENGTH CONFORMING TO IS 1786 (LATEST) WITH A YIELD STRESS OF - 150 kg/sq. cm. SHALL BE USED.
(b) LAPS, WHEREVER REQUIRED, ARE TO BE STAGGERED AS DIRECTED BY THE ENGINEER-IN-CHARGE. LAP LENGTH SHALL BE AS PER IS : 456(2000) CLAUSE 26.2.5.1
(c) REINFORCEMENT BARS SHALL BE PROPERLY SUPPORTED, SO THAT THEY REMAIN IN CORRECT POSITION DURING CONCRETING.
(d) IF IT IS ESSENTIAL TO CHANGE A PARTICULAR DIAMETER OF STEEL BAR DUE TO ITS NON-AVAILABILITY AT SITE, EQUIVALENT AREA SHALL BE THE CRITERIA PROVIDED OTHER CODAL REQUIREMENTS ARE FULFILLED.
(e) IN SLABS, STEEL REINFORCEMENT PARALLEL TO THE SHORT SPAN FROM BOTTOM LAYER AND STEEL REINFORCEMENT PARALLEL TO LONG SPAN SHALL FROM TOP LAYER
6> (a) BEFORE THE REINFORCEMENT IS TIED, CENTERING AND SHUTTERING SHALL BE GOT APPROVED FROM THE ENGINEER-IN-CHARGE IN WRITING.
(b) IN CANTILEVER BEAMS, SHUTTERING AT EDGES IS BE LIFTED BY 50 MM.
7> DISCREPANCY, IF ANY, SHALL BE BROUGHT TO THE NOTICE OF THIS OFFICE BEFORE EXECUTION OF WORK.
8> THE FIRE RESISTANCE RATINGS OF ALL THE STRUCTURAL AND NON-STRUCTURAL ELEMENTS SHALL BE AS PER PART-IV OF FIRE PROTECTION OF NBC OF INDIA 1983.
9> ALL DESIGN DETAIL AND SPECIFICATION CONFORMING TO IS 456:2000.
10> ALL R.C.C. WORK SHALL BE DONE ACCORDING TO SP 34: 1987

CERTIFICATE OF ARCHITECT
I DO HEREBY CERTIFY THAT PLANS, ELEVATIONS AND SECTIONS AND OTHER STRUCTURAL DETAILS OF THE PROPOSED BUILDING ON BURDWAN ,MOUZA-GODA ,JL-41 DAG NO-2194,2195 KHATIAN NO-45, UNDER THE JURISDICTION OF BURDWAN MUNICIPALITY HAVE BEEN PREPARED IN CONFORMITY WITH ALL RELEVANT PROVISIONS UNDER THE WEST BENGAL MUNICIPAL (BUILDING) RULES, 2007. THIS ALSO TO CERTIFY THAT ALL RELEVANT NO OBJECTION CERTIFICATES FROM THE RESPECTIVE AUTHORITIES SUCH AS, FIRE AND EMERGENCY SERVICES DEPARTMENT, AIRPORT AUTHORITY, POLLUTION CONTROL BOARD, TELECOMMUNICATION DEPARTMENT ETC. AS APPLICABLE IN THIS REGARD, ARE ALSO ENCLOSED WITH THE APPLICATION FOR SEEKING APPROVAL OF THE PLAN TO CONSTRUCT/ RECONSTRUCT/ ADDITION TO/ ALTERATION OF THE BUILDING ON THE SAID PLOT.

GOPAL CHANDRA PAUL
Architect
Reg. No.-CA/2002/28964

Signature of Architect
(Name, address and Empanelment No.)

CERTIFICATE OF E.S.E.
I HEREBY CERTIFY THAT THE FOUNDATION AND SUPERSTRUCTURE OF THE BUILDING PROPOSED FOR CONSTRUCTION ON BURDWAN ,MOUZA-GODA ,JL-41 DAG NO-2194,2195 KHATIAN NO-45, UNDER THE JURISDICTION OF BURDWAN MUNICIPALITY HAVE BEEN PERSONALLY INSPECTED AND SO DESIGNED BY ME/US WILL MAKE SUCH FOUNDATION AND SUPER STRUCTURE SAFE IN ALL RESPECT INCLUDING THE CONSIDERATION OF BEARING CAPACITY AND SETTLEMENT OF SOIL AND OTHER CONDITIONS, IF ANY, CONFORMING TO ALL STIPULATIONS OF ALL RELEVANT IS CODE OF PRACTICE AND NATIONAL BUILDING CODE.

Chairman
Burdwan Municipality

Office of the Burdwan Municipality Engineering Deptt.

SIG OF CHAIRMAN

SIG OF HEALTH OFFICER | SIG OF ASST ENGINEER

Subhradeep Chakraborty
BCE (J.U.), MIE
CHARTERED ENGINEER
ESE NO.- 204 (I) of KMC

Signature of Structural Engineer
(Name, address and empanelment No.)

For RDB REALTY & INFRASTRUCTURE LTD
(As Constituted Attorney of Burdwan Municipality)
Director

RDB REALTY & INFRASTRUCTURE LTD.
Director

SIGN. OF OWNER :

DEVELOPER : RDB REALTY & INFRASTRUCTURE LIMITED
Off : Bikaner Building, 1st floor Room no 10,811, Lalbazar Street, Kolkata- 700 001, Phone : +91 33 2242 0588, Fax : +91 33 2242 0588, E-mail : marketing@rdbindia.com, Website : www.rdbindia.com

CONSULTANT : Archistix consultant
17/32, DAKSHINDARI ROAD, Kolkata-700 048 (NEAR ULTADANGA V.I.P BRIDGE)
Tel : 3257 6506, 2534 0561, E-mail - archistix@yahoo.co.in/ archistixconsultant@gmail.com

PROJECT :
PROPOSED (B+G+V) STORIED COMMERCIAL CUM (B+G+XI) STORIED RESIDENTIAL BUILDING AT BURDWAN ,MOUZA-GODA, JL-41,DAG NO-2194,2195 KHATIAN NO-45.

	NAME	DATE
DSGN	S. CHAKRABORTY	
DRWN		
CHKD		
APPD	S. CHAKRABORTY	08.01.2018

TITLE : STRUCTURAL DRAWING (BLOCK - 7) (G+III) FOUNDATION, TIE BEAM & FLOOR BEAM LAYOUT & DETAIL DRAWING

SCALE 1:125
SHEET / ST 03

DRG. No. AC-321-AR/S-08-01-18-03
SIZE A0
REV R0

RELEASED FOR: ☐ PRELIMINARY ☐ TENDER ☐ SANCTION ☐ APPROVAL ☑ CONSTRUCTION

DRAWING STATUS: ☐ ARCHITECTURAL ☑ STRUCTURAL ☐ ELECTRICAL ☐ PLUMBING

(18)

Burdwan Municipality
Engineering Dept. (Eng)
Rack No. 137
File Mark
Date 7/10/17