IMPORTANT NOTE :

1) ALL DIMENSIONS AND LEVELS SHOWN IN THE DRAWING ARE IN MM AND SHOULD BE FOLLOWED AS SHOWN IN THE DRAWING.
2) THE DRAWING SHOULD BE READ IN CONJUNCTION WITH ARCHITECTURAL DRAWING AND ANY DISCREPANCY BETWEEN THE TWO SHOULD BE BROUGHT TO THE NOTICE OF THE CONSULTANT BEFORE COMMENCING OF JOB.
3) LEVELS IN THE DRAWING ARE SHOWN WITH REFERENCE TO EXISTING G.L AT SITE, WHICH HAS BEEN MARKED AS R.L +/-0.00.
4) THE DRAWINGS SHOULD BE STUDIED CAREFULLY AND ALL DIMENSIONS SHOWN HERE SHOULD BE CHECKED AT SITE. CLARIFICATION REGARDING DISCREPANCY IF ANY, SHOULD BE OBTAINED BEFORE COMMENCEMENT OF WORK.
5) SPACER BAR USED SHALL BE OF 20mm. OR DIAMETER OF THE BAR USED N THE JOB WHICH IS LARGER.
6) STEEL TO BE USE SHOULD BE OF Fe-500 GRADE. REINFORCEMENT SHOULD BE WITH COLD TWISTED DEFORMED BARS CONFIRMING TO IS : - 1786 AND HAVE BEEN SHOWN ASΦ.
7) CONCRETE SHOULD BE OF GRADE M25
8) CLEAR COVER FOR MAIN REINFORCEMENT UNLESS MENTIONED SHOULD BE AS BELOW:-
 a) STAIR SLAB AND FLOOR SLAB:- 20 MM
 b) FLOOR BEAM:- 30 MM
 c) COLUMN :- 25MM FOR LONGITUDINAL BAR OF 12 MM DIAMETER.
 COLUMN :- 40MM FOR LONGITUDINAL BAR OF MORE THAN 12 MM DIAMETER.
9) ANCHORAGE/LAP LENGTH SHOULD NOT BE LESS THAN 48 D FOR TENSION BAR AND 38 D FOR COMPRESSION BAR.

CERTIFICATE OF OWNER

CERTIFIED THAT I HAVE GONE THROUGH THE APPROPRIATE BUILDING RULES FOR AND ALSO UNDER TAKE TO ABIDE BY THOSE RULES DURING AND AFTER CONSTRUCTION OF THE BUILDING. CERTIFIED THAT I SHALL NOT AT A LATER DATE MAKE ANY ADDITION OR ALTERATION TO THIS PLAN.

MIR REALTY
Syed Firdosh Alam
Proprietor
As Constituted Attorney of
Sk. Rafik Mohammad
Sk. Sakil Mahammad
Sk. Sajid Mahammad
Sk. Sabir Mahammad
Sk. Belal Mahammad

SIGNATURE OF OWNER

CERTIFICATE OF STRUCTURAL STABILITY

WE HERE BY CERTIFIED THAT THE FOUNDATON AND THE SUPERSTRUCTURE OF THE BUILDING PROPOSED FOR CONSTRUCTION ON RS. DAG NO. 677 AND 678 HAVING LR DAG NOS. 527 AND 574 RESPECTIVELY UNDER KHATIAN NOS. 779/3, 949/1, 948/2, 952/1, AND 651/1 AT MOUZA-BAHARGRAM, J.L NO. 76, P.O. AND P.S. - PANSKURA, WARD NO. 08 OF PANSKURA MUNICIPALITY DISTRICT- PURBA MEDINIPUR, LYING UNDER JURISDICTION OF A.D S.R. PANSKURA, PIN: 721152, DIST- PURBA MIDNIPUR HAVE BEEN SO DESIGNED BY US WILL MAKE SUCH FOUNDATION & SUPER STRUCTURE SAFE IN ALL RESPECTS INCLUDING THE CONSIDERATION OF BEARING CAPACITY OF SOIL E.T.C.

Mainak Majumdar
B.C.E., M.C.E. (Struct)
ESE - 152/1 of CMC
STER/NKDA/10/00020
074/RJPSON/ESE/11-12

SIGNATURE OF STRUCTURAL ENGINEER.

Sandip Sahoo (D.C.E.)
L.B.S., Panskura Municipality
Panskura, Purba Medinipur
Licence No.-PM/LBS/13

SIGNATURE. OF L.B.S.

TYPE OF DRAWING:-
SANCTION DRAWING

TITLE:-FOUNDATION BEAM, COLUMN LAYOUT & DETAIL, FLOOR BEAM & SLAB ARRANGMENT & DETAIL (BLOCK-1)

PROJECT:-
PROPOSED (G+IV) STORIED RESIDENTIAL BUILDING PLAN AT MOUZA-BAHARGRAM, J.L. NO. 76,RS. DAG NO. 677 AND 678 HAVING LR DAG NOS. 527 AND 574RESPECTIVELY UNDER KHATIAN NOS. 779/3, 949/1, 948/2, 952/1, AND 651/1 AT P.O. - PANSKURA R.S, WARD NO. 08 OF PANSKURA MUNICIPALITY DISTRICT- PURBA MEDINIPUR, LYING UNDER JURISDICTION OF A.D.S.R. PANSKURA, PIN: 721152.

Sub-Assistant Engineer
Panskura Municipality

Sanctioned Building P...
Order Permit No. PM/BP/...2755/17
...Dt. 27.12.2017
Chairman 28.12.17
Panskura Municipality

SIGNATURE OF S.A.E. & CHAIRMAN.

N W E S	DRAWN BY:- DN	DRG. NO:-PANSKURA/MS/ST-01
	CHECK BY:- MM	SCALE:- 1:100,50,25
		DATE:- 12.04.17

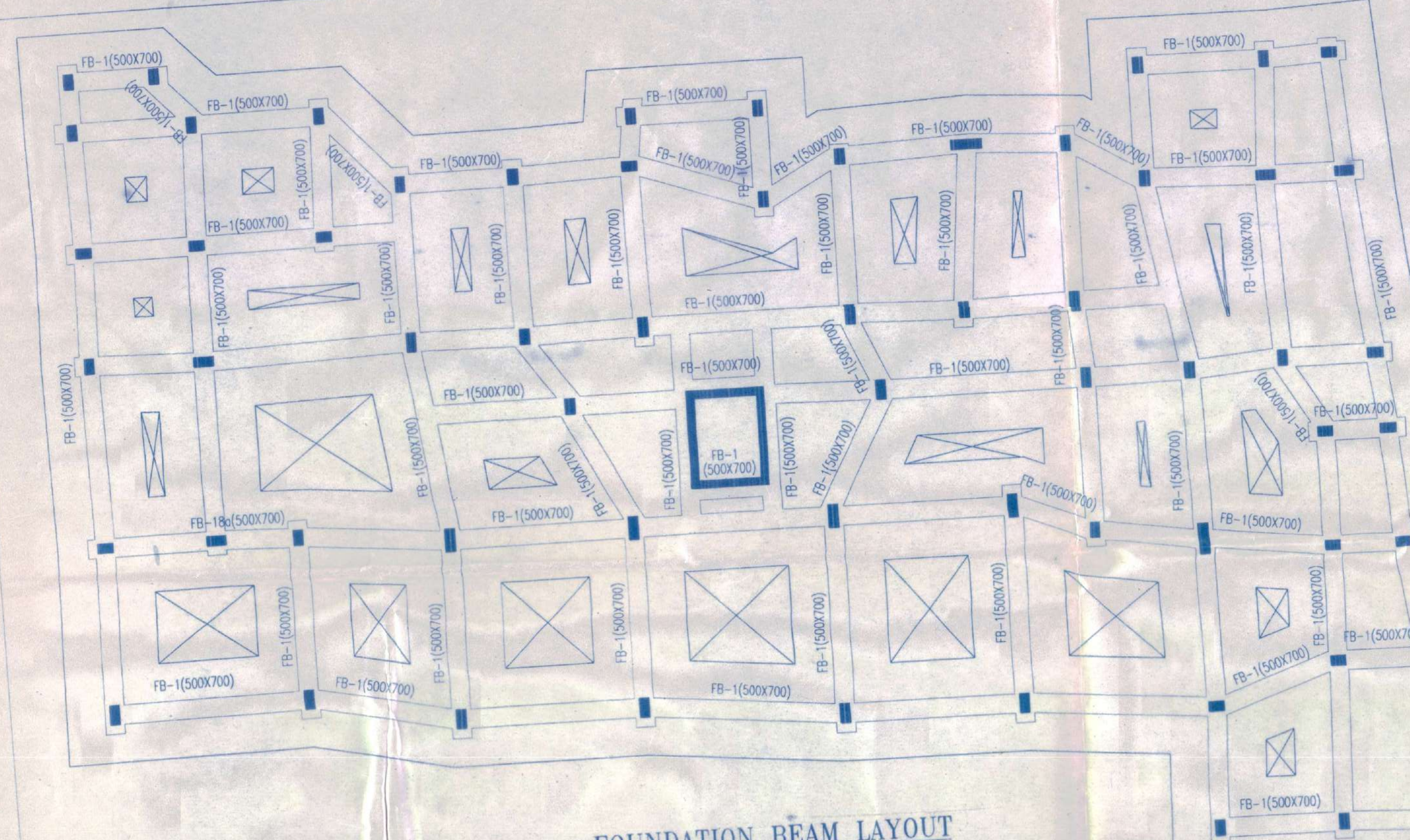

FOUNDATION BEAM LAYOUT

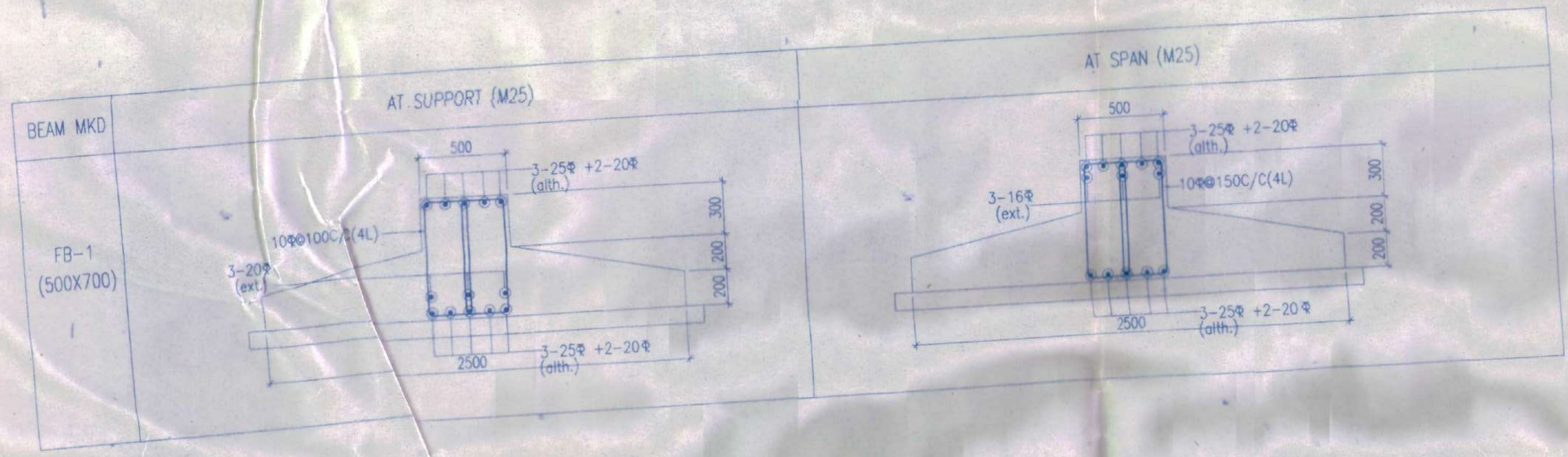



COLUMN LAYOUT



LONG SECTION OF COL. TYP. FOR SEC.1

COLUMN SCHEDULE

COL. MKD.	FDN. TO 1ST. FLOOR (M25)	1ST. FL.TO 3RD. FLOOR(M25)	3RD. TO. ROOF (M25)
C1,C2,C3,C4,C5,C7,C8,C9,C12,C14,C15,C16,C20,C21,C22,C25,C26,C29,C30,C33,C37,C40,C43,C44,C45,C46,C48,C49,C50,C52,C53,C54,C55,C56,C57,C59,C60,C61,C62,C63,	8-20Φ with sec.-1	4-20Φ+4-16Φ with sec.-1	8-16Φ with sec.-1
C6,C10,C11,C13,C17,C19,C24,C27,C32,C34,C35,C39,C41,C42,C51,C58,	4-25Φ+4-20Φ with sec.-1	8-20Φ with sec.-1	4-20Φ+4-16Φ with sec.-1
C18,C23,C31,C38,	10-25Φ with sec.-1	4-25Φ+6-20Φ with sec.-1	10-20Φ with sec.-1
C47,	12-25Φ with sec.-1	8-25Φ+4-20Φ with sec.-1	4-25Φ+8-20Φ with sec.-1
C36,	12-25Φ with sec.-1	8-25Φ+4-20Φ with sec.-1	4-25Φ+8-20Φ with sec.-1

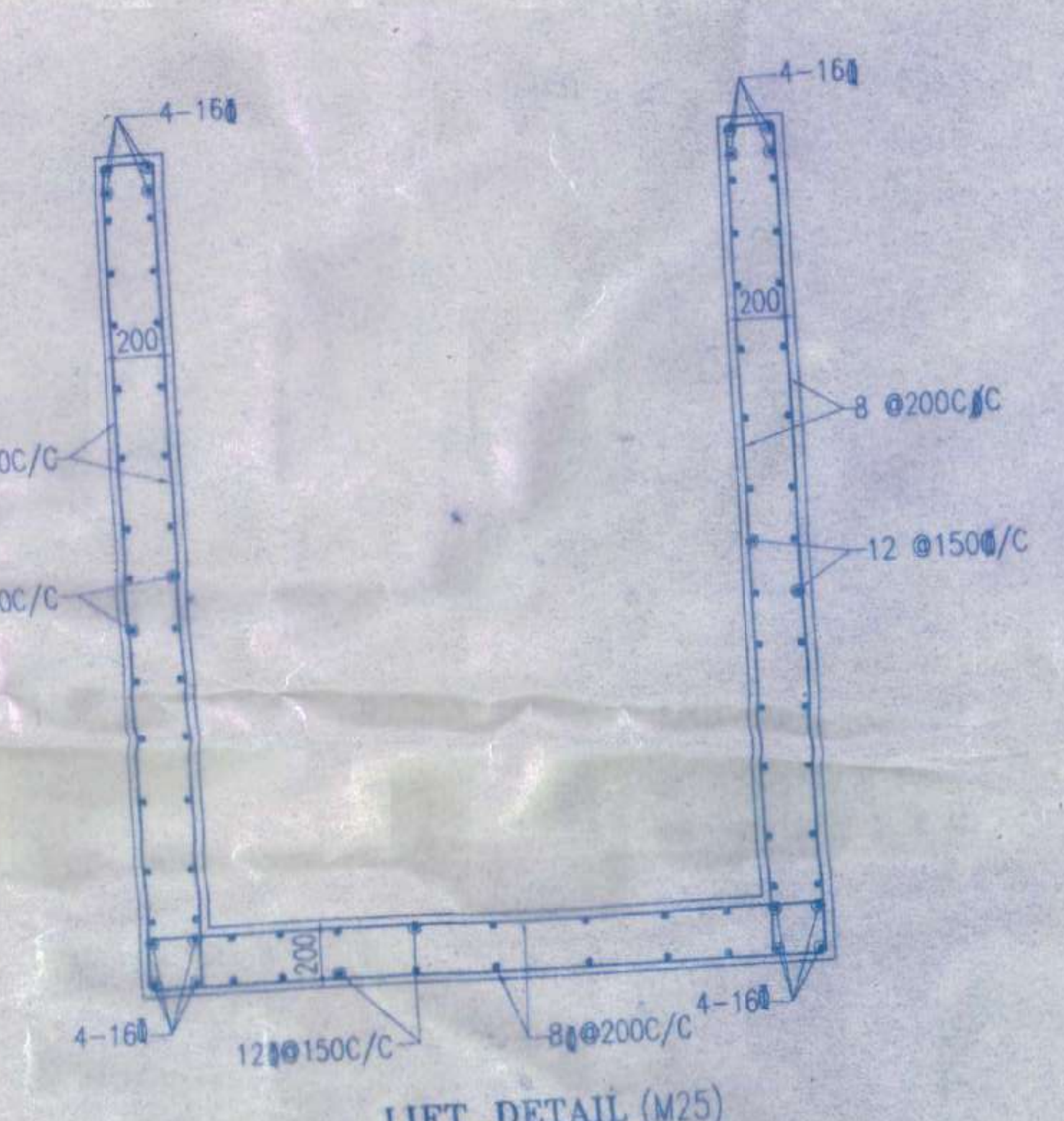

LIFT DETAIL (M25)



BEAM ARRANGEMENT

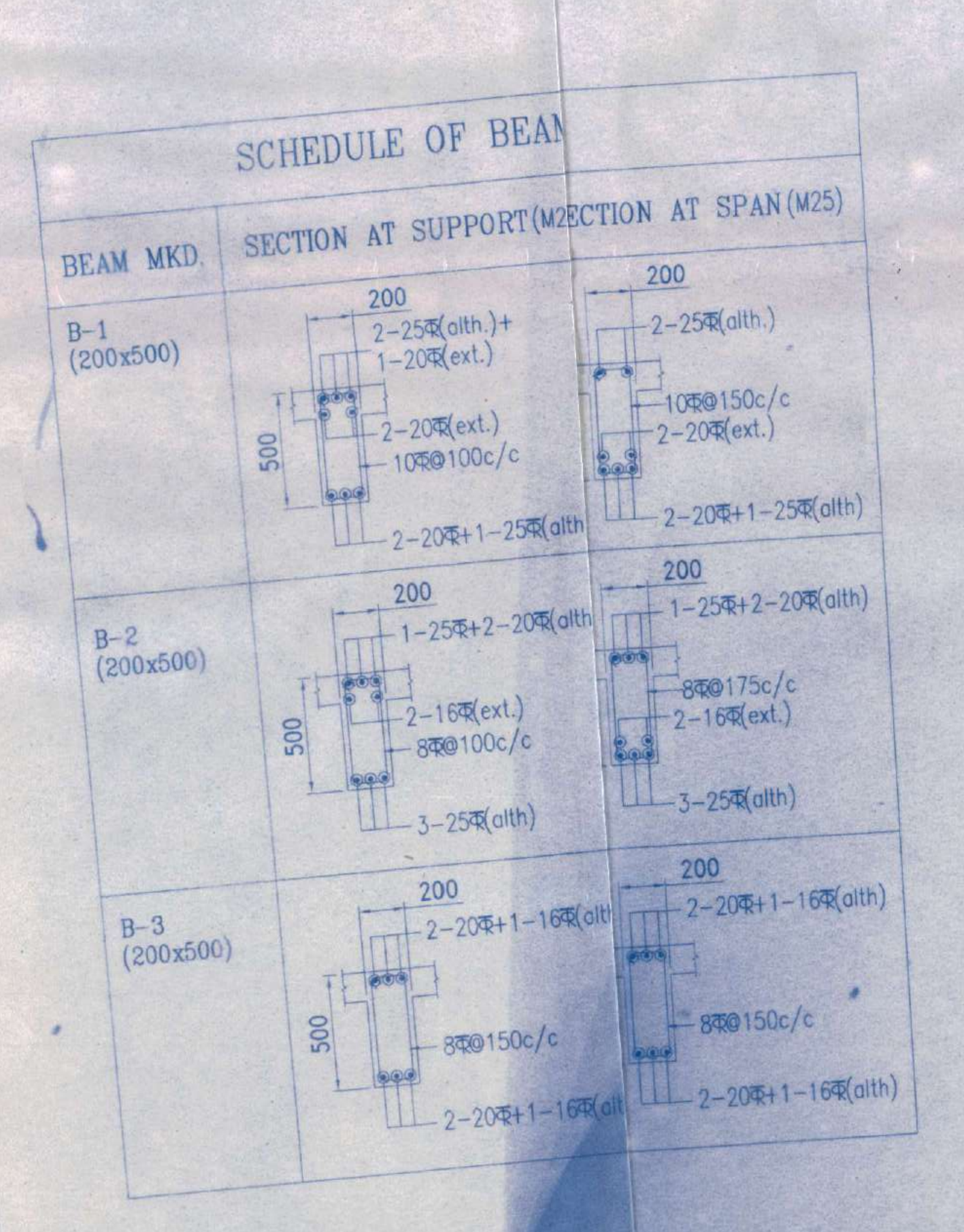

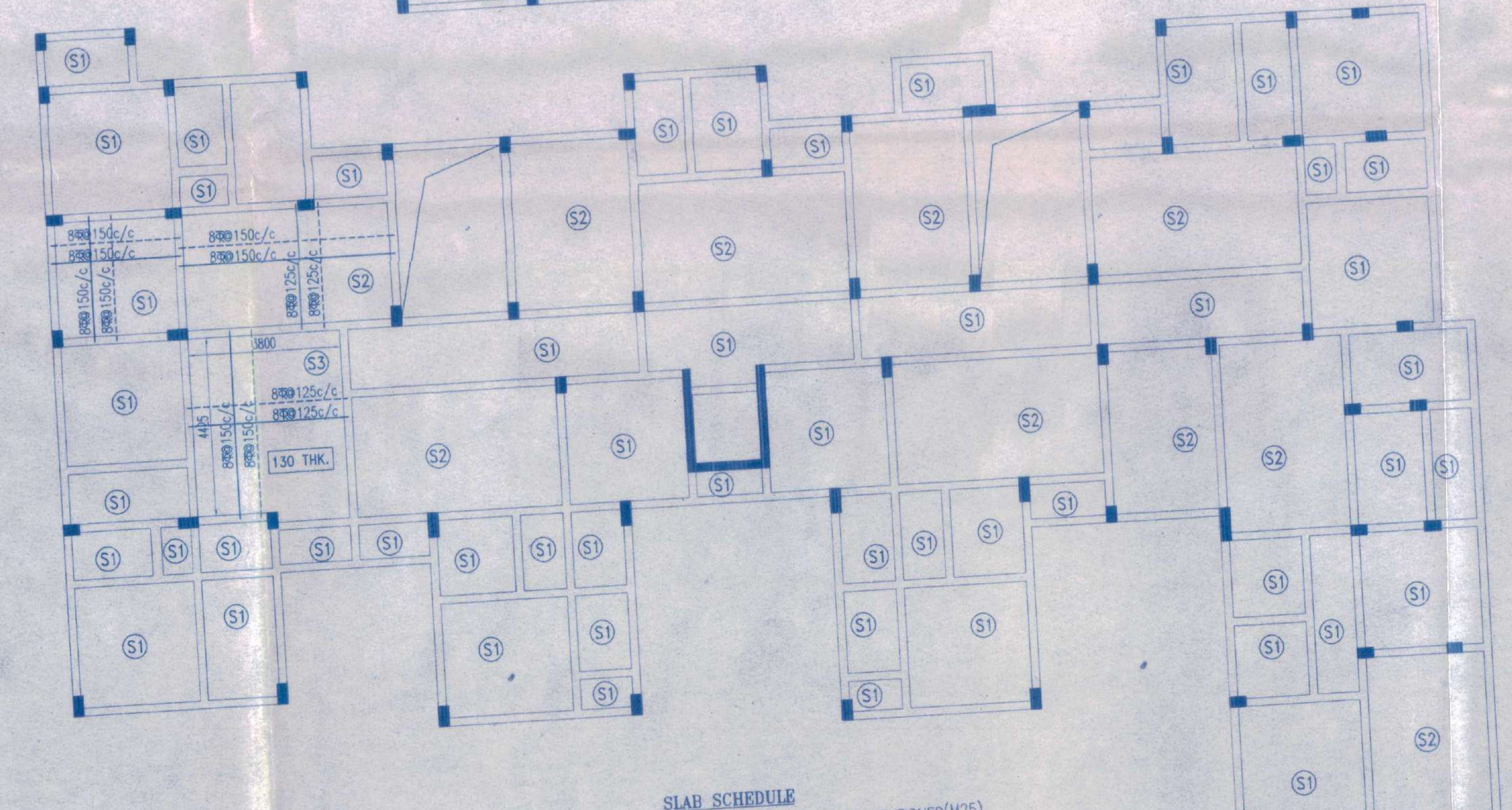

SLAB SCHEDULE
SLAB THICKNESS 115MM UNLESS OTHERWISE MENTIONED(M25)