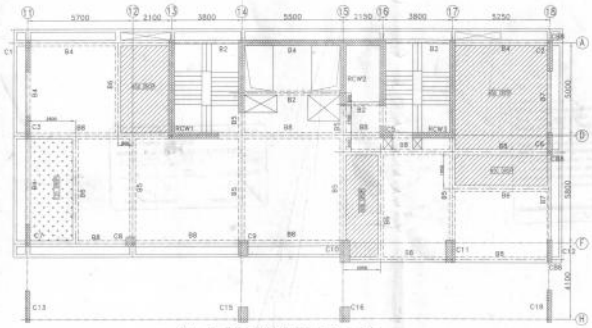

G.A. AT TWENTY EIGHTH FLOOR LEV.
U.N.O. ALL PANELS ARE 150THK.

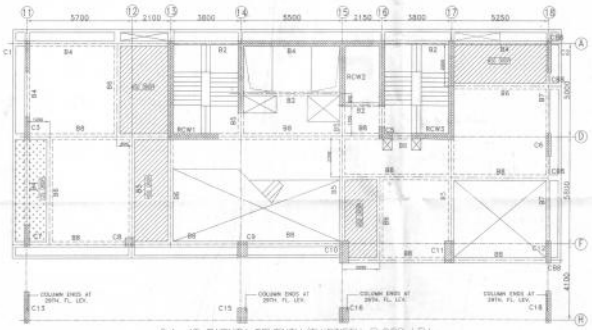

G.A. AT TWENTY SEVENTH/THIRTIETH FLOOR LEV.
U.N.O. ALL PANELS ARE 150THK.

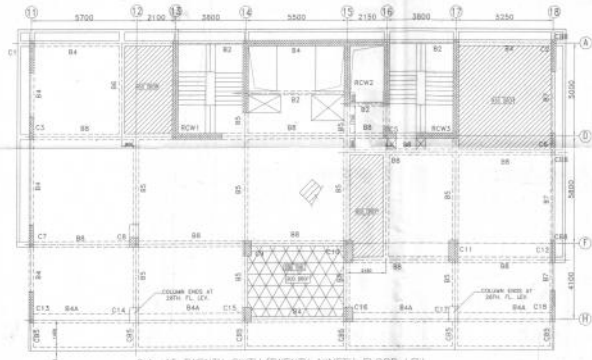

G.A. AT TWENTY SIXTH/TWENTY NINETH FLOOR LEV.
U.N.O. ALL PANELS ARE 150THK.

THIS DRAWING SHOULD BE READ WITH DRAWING NO.:
1. KPIC/ESPACE/17 G.M.S./SANC-1;
2. KPIC/ESPACE/17 G.M.S./SANC-2;
3. KPIC/ESPACE/17 G.M.S./SANC-3;

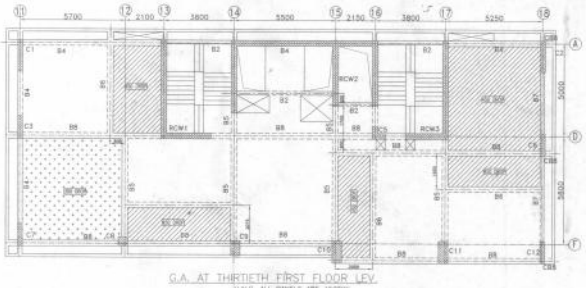

G.A. AT THIRTIETH FIRST FLOOR LEV.
U.N.O. ALL PANELS ARE 150THK.

TYPICAL CROSS-SECTION OF SLAB SHOWING REINF. CURTAILMENT

TYP. LONG SECTION OF TIE BEAM
(STIRRUPS SHALL BE 3L-8TOR@150C/C)

TYPICAL SECTION OF STAIRCASE
THICKNESS OF WAIST SLAB 150 MM. MAIN REINFORCEMENT 10TOR@125C/C DISTRIBUTION 8TOR@150C/C

SCHEDULE OF SLABS

THICKNESS (mm.)	SHORT BAR		LONG BAR	
	TOP OVER SUPPORT	BOTTOM AT SPAN	TOP OVER SUPPORT	BOTTOM AT SPAN
150	10TOR.@150C/C	10TOR.@200C/C	10TOR.@150C/C	10TOR.@200C/C
175	10TOR.@125C/C	10TOR.@150C/C	10TOR.@125C/C	10TOR.@150C/C
200	12TOR.@150C/C	12TOR.@200C/C	12TOR.@150C/C	12TOR.@200C/C
250	12TOR.@150C/C	12TOR.@150C/C	12TOR.@150C/C	12TOR.@150C/C
PROVIDE DISTRIBUTION 10TOR. @ 250 C/C WHERE NECESSARY				

SCHEDULE OF BEAMS

B1	300X700	4-25	2-25	2-25	4-25	3L-8TOR@100c/c	3L-8TOR@200c/c
B2	200X700	4-20	2-20	2-20	4-20	3L-8TOR@100c/c	3L-8TOR@200c/c
B3	300X700	6-25	3-25	3-25	6-25	3L-8TOR@100c/c	3L-8TOR@200c/c
CB3	300X700	6-25	3-25	6-25	3-25	3L-8TOR@100c/c	3L-8TOR@100c/c
B4	200X1100	4-25+	2-25+	2-25+	4-25+	3L-8TOR@100c/c	3L-8TOR@150c/c
B4A	500X700	5-25T	5-25T	5-25T	5-25T	4L-10TOR@100C/C	4L-10TOR@200C/C
CB4	200X1100	4-25+ 2-16	2-25+ 2-16	4-25+ 2-16	2-25+ 2-16	3L-8TOR@100c/c	3L-8TOR@150c/c
B5	300X700	6-25	3-25	3-25	6-25	3L-8TOR@100c/c	3L-8TOR@200c/c
B6	300X700	3-25	6-25	3-25	6-25	3L-8TOR@100c/c	3L-8TOR@200c/c
CB6	200X1100	6-25+ 2-16	2-25+ 2-16	6-25+ 2-16	2-25+ 2-16	3L-8TOR@100c/c	3L-8TOR@150c/c
B7	200X700	6-20	4-20	4-20	6-20	3L-8TOR@100c/c	3L-8TOR@200c/c
CB7	200X1100	6-20+ 2-16	2-20+ 2-16	6-20+ 2-16	2-20+ 2-16	3L-8TOR@100c/c	3L-8TOR@150c/c
B101	200X800	4-25+ 2-16	4-25+ 2-16	4-25+ 2-16	4-25+ 2-16	3L-8TOR@100c/c	3L-8TOR@200c/c
B102	1200X250	8-20	8-20	8-20	8-20	4L-8TOR@100c/c	4L-8TOR@200c/c
B102	800X250	6-25	6-25	6-25	6-25	4L-8TOR@100c/c	4L-8TOR@200c/c

PROJECT

REVISED PLAN OF THE PROPOSED PARTLY B+G+51 STORED RESIDENTIAL GREEN BUILDING AT PREMISES NO. 17 D PRINCE GULAM MOHOMMAD SHAH ROAD, KIT SCHEME -118, SUPERSEDING SANCTIONED PLAN VIDE B.P.NO - 2012/00144 DATED - 18- 08 -2012 .

BOROUGH NO: X. WARD NO: 94.

NOTES:-

1. ALL DIMENSIONS ARE IN mm UNLESS NOTED OTHERWISE.
2. GRADE OF REINFORCEMENT IS Fe500.
3. GRADE OF CONCRETE IS
   a) PILE CAP = M30
   b) COLUMNS, BEAM & SLAB :-
      I. FROM TO 6TH FLOOR LEV. = M35
      II. 6TH FLOOR TO 12TH FLOOR LEV. = M30,
      III. 12TH FLOOR TO 18TH FLOOR LEV = M40,
      IV. 18TH FLOOR TO 24TH FLOOR LEV = M40,
      V. 24TH FLOOR TO ROOF LEV. = M30.
4. LAP/HOOK LENGTH SHALL BE 50 x Ø WHERE Ø IS THE DIA OF SMALLER BAR.
5. CLEAR COVER TO REINFORCEMENT:-
   a) PILE/PILECAP= 50 mm
   b) COLUMN & TIE BEAM = 40 mm
   c) FLOOR BEAM = 25 mm.
   d) SLAB & WAIST SLAB = 20 mm
6. THIS DRAWING SHOULD BE READ IN CONJUNCTION WITH RELEVANT ARCH. DWG.

Simplex Projects Limited
General Manager-Contractual & Secretary

CERTIFICATE OF OWNER

CERTIFICATE OF STRUCTURAL ENGINEER

THE STRUCTURAL DESIGN AND DRAWINGS OF BOTH FOUNDATION & SUPERSTRUCTURE OF THE BUILDING HAS BEEN MADE BY ME CONSIDERING ALL POSSIBLE LOADS INCLUDING THE SEISMIC LOADS AS PER THE NATIONAL BUILDING CODE OF INDIA AND CERTIFIED THAT IT IS SAFE AND STABLE IN ALL RESPECTS.

K. Sengupta

ROOSHBH SENGUPTA
B.E.(CIVIL), M.E. (STRUCTURE)
E.N.B.- 1/7476 (K.C.)

CERTIFICATE OF STRUCTURAL REVIEWER

THE STRUCTURAL DESIGN AND DRAWINGS PREPARED BY THE STRUCTURAL ENGINEER HAS BEEN REVIEWED BY ME AND CONFIRM THAT THEY ARE AS PER THE RULES AND ARE IN ORDER.

A.K. CHOUDHURY
B.E. (Civil), B.E.T. (Kharagpur, U.K.)
Fellow Institute of Engineers (I)
C.E.T. Reg. No. 2-0/1-1/2-0/2-0/2-0