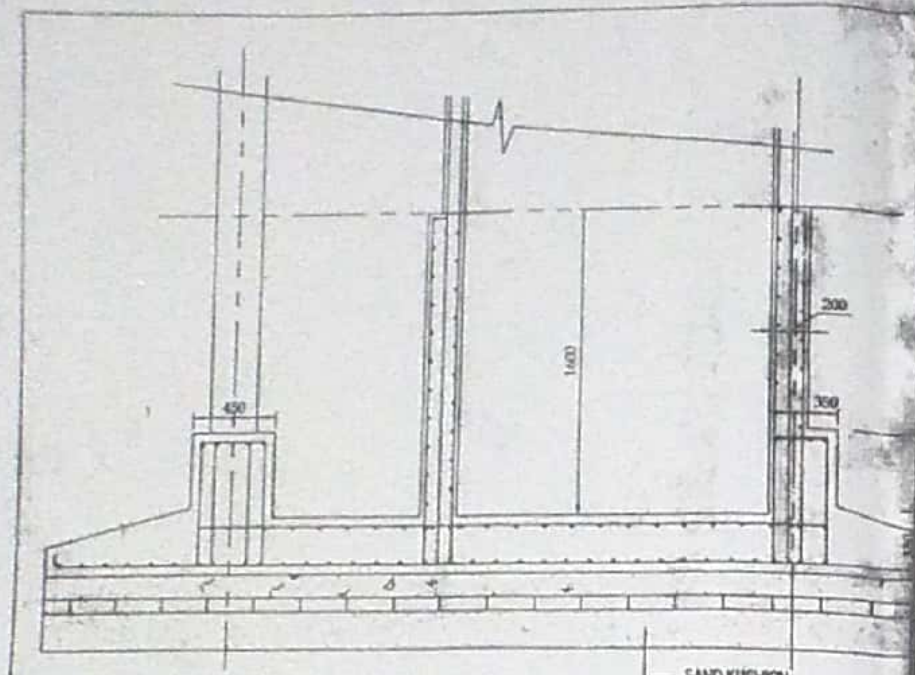

DETAIL OF FOUNDATION SECTION AT A-A SCALE 1:25

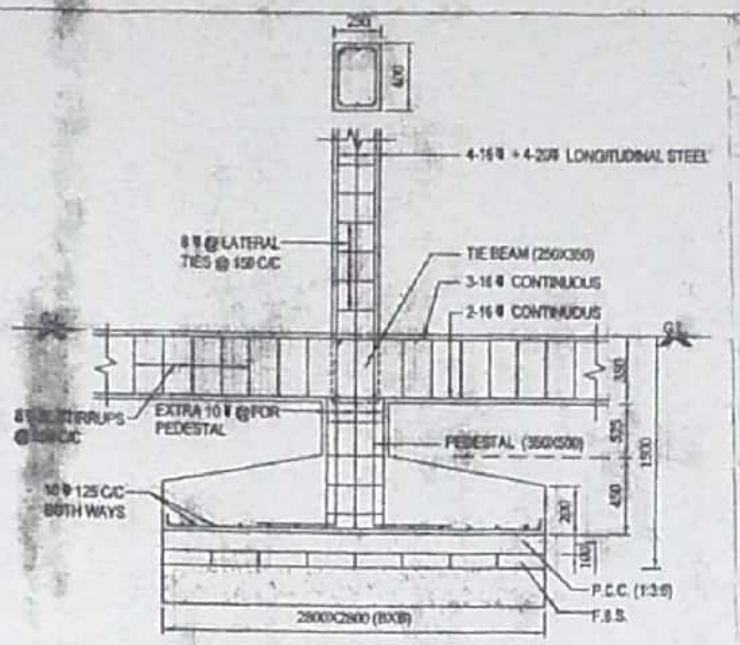

DETAIL OF COLUMN FOUNDATION (F1) SCALE 1:25

SCHEDULE OF COLUMN GRADE OF CONCRETE - M200

COLUMN MARKED	COLUMN SIZE	COLUMN STEEL	LINK
C1, C13, C16, C18, C20, C21, C28, C32	250X400	4-20 ϕ + 4-16 ϕ	8 ϕ @ 150 C/C
C3	250X450	8- 20ϕ	
C2, C4, C5, C6, C7, C8, C23, C24, C27, C33, C34, C35, C38	250X400	6-16 ϕ	
C9, C11, C12, C23, C25, C31, C36	250X400	8-16ϕ	
C10, C14, C30	250X500	6-20 ϕ + 4-16 ϕ	
C15	250X400	4-16 ϕ + 2-12 ϕ	
C17	250X500	12-20ϕ	
C19, C26, C29, C37	250X500	10-20ϕ	

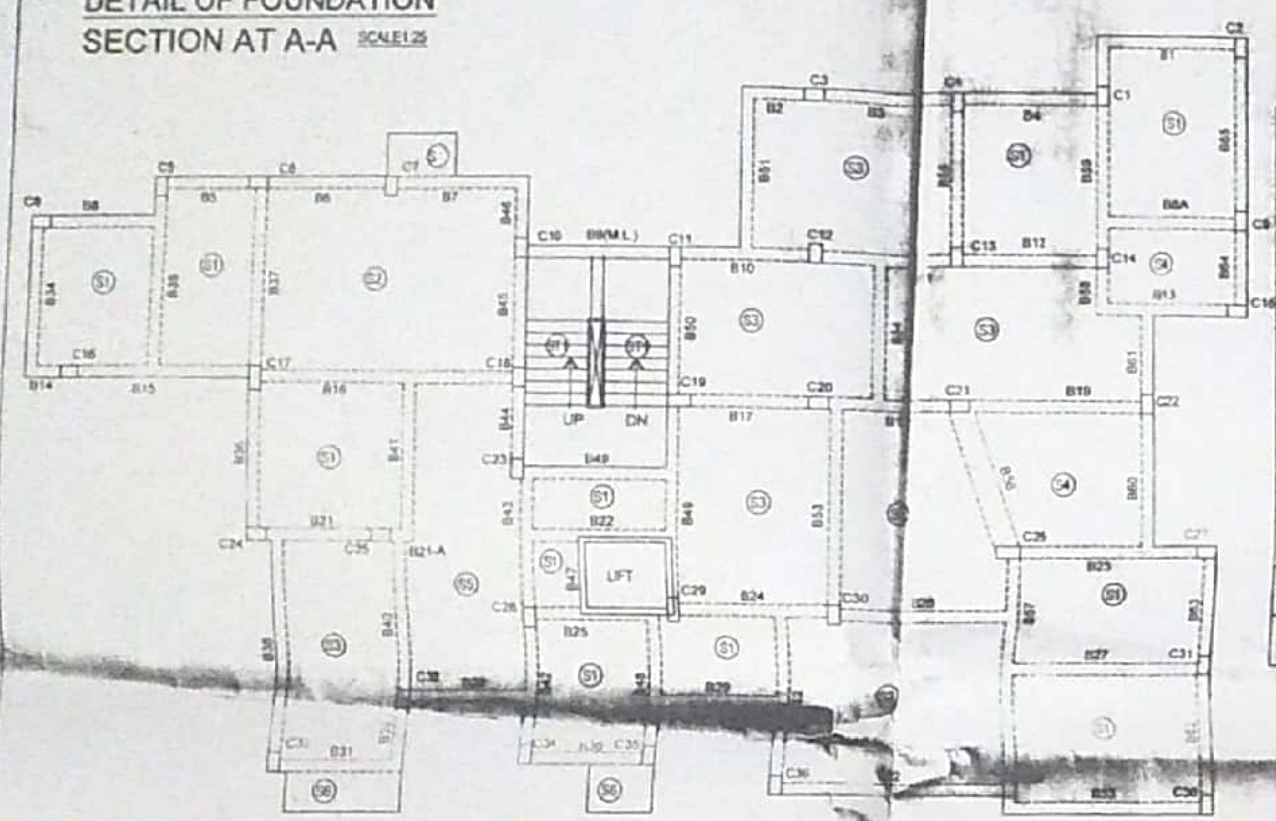

BEAM LAY-OUT PLAN AT TYPICAL FLOOR
SCALE 1:100

N

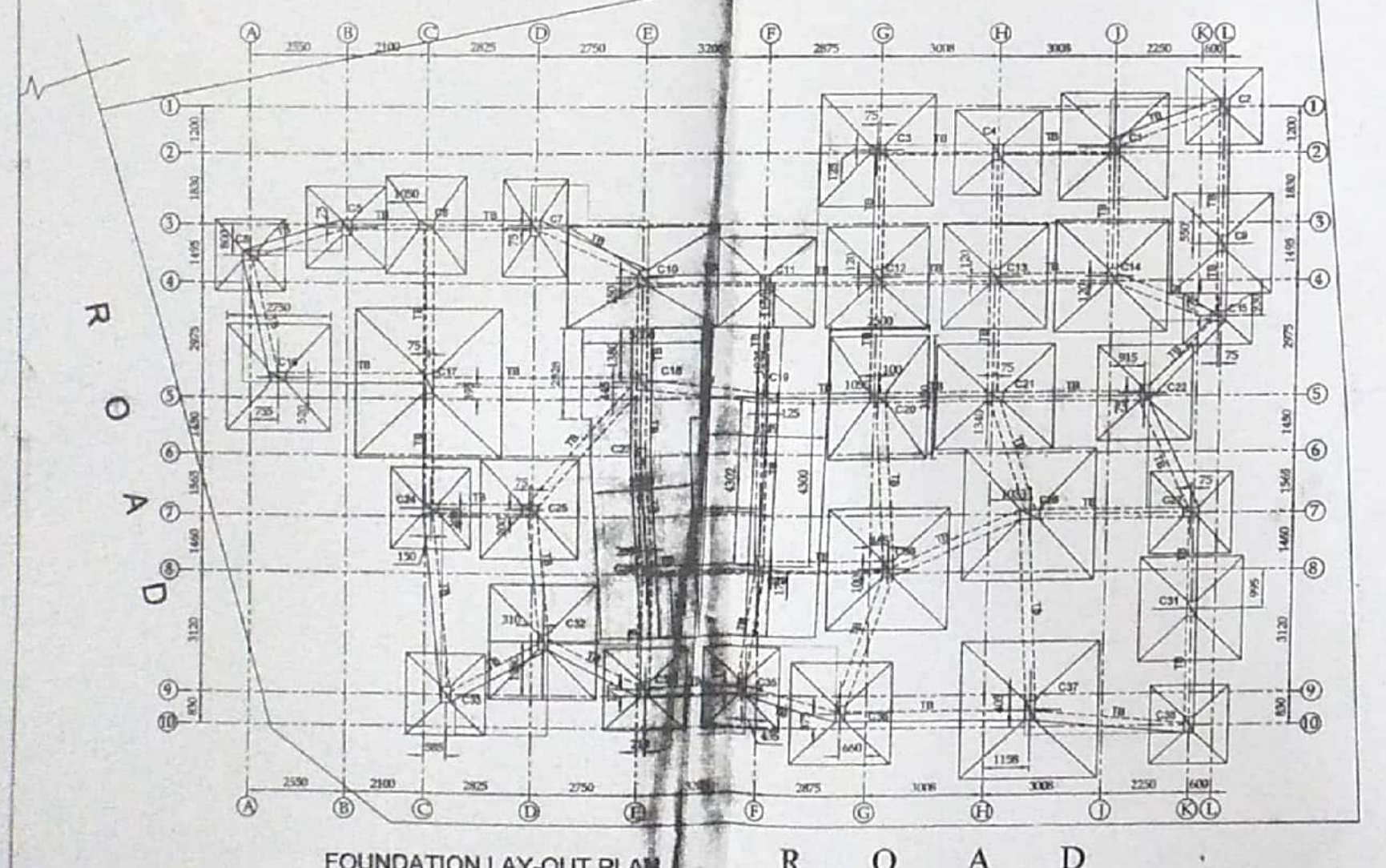

FOUNDATION LAY-OUT PLAN
SCALE 1:100

SCHEDULE OF SLAB GRADE OF CONCRETE - M200

SLAB MARKED	THICKNESS	REINF. AT SHORT DIRECTION			REINF. AT LONG DIRECTION		
		SPAN (B)	END SUPPORT (T)	INTERIOR SUPPORT	SPAN (B)	END SUPPORT (T)	INTERIOR SUPPORT
S1	100	8ϕ @ 350 C/C + 8ϕ @ 350 C/C	8ϕ @ 175 C/C	8ϕ @ 150 C/C	8ϕ @ 350 C/C + 8ϕ @ 350 C/C	8ϕ @ 175 C/C	8ϕ @ 150 C/C
S2	125	8ϕ @ 200 C/C + 8ϕ @ 200 C/C	8ϕ @ 175 C/C	8ϕ @ 125 C/C	8ϕ @ 250 C/C + 8ϕ @ 250 C/C	8ϕ @ 175 C/C	8ϕ @ 125 C/C
S3	115	8ϕ @ 300 C/C + 8ϕ @ 300 C/C	8ϕ @ 175 C/C	8ϕ @ 125 C/C	8ϕ @ 350 C/C + 8ϕ @ 350 C/C	8ϕ @ 175 C/C	8ϕ @ 125 C/C
S4	150	8ϕ @ 250 C/C + 8ϕ @ 250 C/C	8ϕ @ 175 C/C	8ϕ @ 125 C/C	8ϕ @ 300 C/C + 8ϕ @ 300 C/C	8ϕ @ 175 C/C	8ϕ @ 125 C/C
S5	115	8ϕ @ 150 C/C	8ϕ @ 175 C/C	8ϕ @ 125 C/C	8ϕ @ 200 C/C	8ϕ @ 175 C/C	8ϕ @ 125 C/C
ST1	125	8ϕ @ 200 C/C	8ϕ @ 175 C/C	8ϕ @ 125 C/C	10ϕ @ 150 C/C	8ϕ @ 175 C/C	8ϕ @ 125 C/C

SCHEDULE OF BEAM GRADE OF CONCRETE - M200

MARK	SIZE	ALTHROUGH		EXTRA STEEL			STIRRUPS		
		TOP	BOTT.	END SUPPORT	INTERIOR SUPPORT	SPAN	END SUPPORT	INTERIOR SUPPORT	SPAN
B1, B63A	250X300	2-12ϕ	2-16ϕ	2-12ϕ		1-16ϕ	8ϕ @ 150 C/C		8ϕ @ 200 C/C
B2	250X400 TO 450	6-16ϕ	2-16ϕ				8ϕ @ 125 C/C		
B3	250X450	3-16ϕ	2-16ϕ		3-16ϕ / 2-16ϕ	1-16ϕ	8ϕ @ 125 C/C		
B4	250X300	2-16ϕ	2-16ϕ		2-16ϕ	1-16ϕ		8ϕ @ 125 C/C / 8ϕ @ 150 C/C	8ϕ @ 150 C/C
B5	250X300	2-16ϕ	2-12ϕ		1-12ϕ		8ϕ @ 150 C/C	8ϕ @ 150 C/C	8ϕ @ 200 C/C
B6	250X300	2-16ϕ	2-12ϕ		1-12ϕ / 2-16ϕ			8ϕ @ 150 C/C	8ϕ @ 200 C/C
B7	250X300	2-16ϕ	2-12ϕ		2-16ϕ	2-12ϕ	8ϕ @ 150 C/C	8ϕ @ 150 C/C	8ϕ @ 200 C/C
B9	250X350	3-16ϕ	5-16ϕ				8ϕ @ 150 C/C	8ϕ @ 150 C/C	
B10	250X400	2-16ϕ	2-16ϕ	1-12ϕ	2-16ϕ	3-16ϕ	8ϕ @ 150 C/C	8ϕ @ 150 C/C	8ϕ @ 150 C/C
B11	250X400	2-16ϕ	2-16ϕ		2-16ϕ	1-16ϕ		8ϕ @ 150 C/C	8ϕ @ 150 C/C
B12	250X350	2-16ϕ	2-16ϕ	1-12ϕ	2-16ϕ		8ϕ @ 150 C/C	8ϕ @ 150 C/C	8ϕ @ 200 C/C
B13	250X350	2-16ϕ	2-16ϕ			1-16ϕ	8ϕ @ 150 C/C		8ϕ @ 150 C/C
B14	250X350	4-16ϕ	2-16ϕ						
B15	250X425	2-16ϕ	3-16ϕ	1-16ϕ	2-16ϕ	3-16ϕ	8ϕ @ 100 C/C	8ϕ @ 100 C/C	8ϕ @ 150 C/C
B16	250X500	2-20ϕ	3-20ϕ	1-16ϕ		3-20ϕ	8ϕ @ 100 C/C	8ϕ @ 100 C/C	8ϕ @ 150 C/C
B17	250X400	2-16ϕ	3-16ϕ		2-16ϕ	1-12ϕ	8ϕ @ 150 C/C	8ϕ @ 150 C/C	8ϕ @ 200 C/C
B18	250X450	2-16ϕ	2-16ϕ		2-16ϕ	1-16ϕ		8ϕ @ 100 C/C / 8ϕ @ 150 C/C	8ϕ @ 150 C/C
B19	250X400	2-16ϕ	2-16ϕ		2-16ϕ	1-16ϕ	8ϕ @ 100 C/C	8ϕ @ 100 C/C	8ϕ @ 150 C/C
B20	[illegible]	3-16ϕ	5-16ϕ	[illegible]	[illegible]	[illegible]	[illegible]	[illegible]	[illegible]
[illegible]	[illegible]	[illegible]	[illegible]	[illegible]	[illegible]	[illegible]	8ϕ @ 150 C/C	8ϕ @ 150 C/C	8ϕ @ 175 C/C
B22	250X300	2-12ϕ	2-12ϕ	1-12ϕ		2-12ϕ	8ϕ @ 150 C/C		8ϕ @ 150 C/C
B23	250X400	2-16ϕ	4-16ϕ	1-16ϕ		2-16ϕ	8ϕ @ 150 C/C		8ϕ @ 175 C/C
B24	250X450	2-16ϕ	4-16ϕ	X / 1-16ϕ		2-16ϕ	8ϕ @ 150 C/C / 8ϕ @ 125 C/C		8ϕ @ 150 C/C
B25	250X400	2-16ϕ	3-16ϕ	1-16ϕ		2-16ϕ	8ϕ @ 150 C/C / 8ϕ @ 100 C/C		8ϕ @ 175 C/C
B26	250X400	2-16ϕ	2-16ϕ			2-16ϕ	8ϕ @ 150 C/C		8ϕ @ 200 C/C
B27, B33	250X350	2-16ϕ	3-16ϕ	1-12ϕ		2-16ϕ	8ϕ @ 150 C/C		8ϕ @ 175 C/C
B28, B29	250X300	2-12ϕ	2-16ϕ	1-12ϕ		1-12ϕ	8ϕ @ 150 C/C		8ϕ @ 200 C/C
B30	250X300	2-12ϕ	2-16ϕ	2-12ϕ		2-16ϕ	8ϕ @ 125 C/C		8ϕ @ 175 C/C
B31	250X400	2-12ϕ	2-16ϕ	2-12ϕ		2-16ϕ	8ϕ @ 135 C/C		8ϕ @ 175 C/C
B32	250X400	2-16ϕ	4-16ϕ	1-16ϕ		2-16ϕ	8ϕ @ 135 C/C		8ϕ @ 200 C/C
B34	250X350	2-12ϕ	2-12ϕ	2-12ϕ		1-16ϕ	8ϕ @ 150 C/C		8ϕ @ 200 C/C
B35, B41	250X375	2-16ϕ	3-16ϕ	TOWARDS C5 1-16ϕ		1-16ϕ CONTD C5	8ϕ @ 150 C/C / 8ϕ @ 100 C/C		8ϕ @ 175 C/C
B36	250X300	2-16ϕ	2-12ϕ		3-16ϕ	1-12ϕ	8ϕ @ 150 C/C	8ϕ @ 150 C/C	8ϕ @ 200 C/C
B37	250X350	2-16ϕ	2-16ϕ		3-16ϕ	1-16ϕ	8ϕ @ 100 C/C	8ϕ @ 100 C/C	8ϕ @ 200 C/C
B38	250X425	2-16ϕ	4-16ϕ	1-16ϕ		1-16ϕ	8ϕ @ 100 C/C		8ϕ @ 175 C/C
B39	250X400	4-16ϕ	2-16ϕ				8ϕ @ 150 C/C		
B40	250X400	2-16ϕ	2-16ϕ		2-16ϕ		8ϕ @ 150 C/C	8ϕ @ 150 C/C	8ϕ @ 150 C/C
B42	250X350	3-16ϕ	2-16ϕ		2-16ϕ	2-16ϕ	8ϕ @ 150 C/C	8ϕ @ 150 C/C	8ϕ @ 175 C/C
B43	250X350	3-16ϕ	3-16ϕ		3-16ϕ	3-16ϕ	8ϕ @ 150 C/C	8ϕ @ 150 C/C	8ϕ @ 175 C/C
B44	250X300	3-16ϕ	2-12ϕ				8ϕ @ 150 C/C	8ϕ @ 150 C/C	8ϕ @ 200 C/C
B45	250X400	3-16ϕ	3-12ϕ		2-16ϕ	1-12ϕ	8ϕ @ 150 C/C	8ϕ @ 150 C/C	8ϕ @ 175 C/C
B46	250X400	5-16ϕ	2-12ϕ				8ϕ @ 150 C/C		
B47	125X350	2-12ϕ	2-12ϕ				8ϕ @ 175 C/C		8ϕ @ 200 C/C
B48	250X350	3-16ϕ	3-16ϕ	3-12ϕ X		3-16ϕ	8ϕ @ 150 C/C		8ϕ @ 175 C/C
B49	250X400	2-16ϕ	3-16ϕ	1-16ϕ	2-20ϕ + 2-16ϕ	3-16ϕ	8ϕ @ 100 C/C	6-8ϕ @ 100 C/C	8ϕ @ 150 C/C
B50	250X450	2-16ϕ	2-12ϕ		2-20ϕ + 2-16ϕ + 3-16ϕ	1-12ϕ	8ϕ @ 100 C/C	8ϕ @ 100 C/C	8ϕ @ 200 C/C
B51, B54, B55	250X350	2-12ϕ	2-16ϕ	2-12ϕ		2-16ϕ	8ϕ @ 150 C/C		8ϕ @ 200 C/C
B52	250X425	1-16ϕ	4-16ϕ			2-16ϕ	8ϕ @ 100 C/C		8ϕ @ 200 C/C
B53	250X400	3-16ϕ	3-16ϕ	1-12ϕ		2-16ϕ	8ϕ @ 100 C/C		8ϕ @ 200 C/C
B55	250X400	3-16ϕ	2-16ϕ				8ϕ @ 100 C/C		8ϕ @ 150 C/C
B56	300X150	5-16ϕ	5-16ϕ			3-16ϕ	4-8ϕ @ 150 C/C		8ϕ @ 150 C/C
B57	250X500	2-20ϕ	3-20ϕ	1-16ϕ	1-16ϕ	3-20ϕ	8ϕ @ 100 C/C	8ϕ @ 100 C/C	8ϕ @ 125 C/C
B58	250X400	5-16ϕ	2-16ϕ				8ϕ @ 100 C/C		
B59	250X400	3-16ϕ	2-16ϕ		2-16ϕ	1-12ϕ		8ϕ @ 150 C/C	8ϕ @ 175 C/C
B60	250X300	2-16ϕ	2-12ϕ	1-12ϕ	1-16ϕ	2-12ϕ	8ϕ @ 150 C/C	8ϕ @ 150 C/C	8ϕ @ 200 C/C
B61	250X300	2-16ϕ	2-12ϕ		1-16ϕ		8ϕ @ 150 C/C	8ϕ @ 150 C/C	8ϕ @ 200 C/C
B62	250X360	2-12ϕ	2-12ϕ	1-12ϕ	2-16ϕ	1-12ϕ	8ϕ @ 150 C/C	8ϕ @ 150 C/C	8ϕ @ 200 C/C
B63	250X360	2-12ϕ	2-12ϕ		2-16ϕ		8ϕ @ 150 C/C	8ϕ @ 150 C/C	8ϕ @ 200 C/C
B64	250X300	2-16ϕ	2-12ϕ		3-16ϕ		8ϕ @ 150 C/C	8ϕ @ 150 C/C	8ϕ @ 200 C/C
B65	250X360	2-16ϕ	2-12ϕ		2-16ϕ	2-12ϕ	8ϕ @ 150 C/C	8ϕ @ 150 C/C	8ϕ @ 200 C/C
B1A	250X450	4-16ϕ	2-16ϕ				8ϕ @ 150 C/C		
B57A	250X500	3-20ϕ + 1-16ϕ	3-20ϕ				8ϕ @ 100 C/C		
B58A	250X400	5-16ϕ	2-16ϕ				8ϕ @ 150 C/C		

SCHEDULE OF FOUNDATION GRADE OF CONCRETE - M200

MARK	COLUMN MKD	FOUNDATION SIZE (BXB)	AT EDGE d	AT FACE D	REINF. AT SH. DIR.	REINF. AT LONG DIR.
F1	C1, C20	2800X2800	200	450	16 ϕ @125 C/C	16 ϕ @125 C/C
F2	C2,C8	1850X1850	200	400	12 ϕ @125 C/C	12 ϕ @125 C/C
F3	C3	2900X2900	200	450	16 ϕ @120 C/C	12 ϕ @120 C/C
F4	C4	2200X2200	200	400	12 ϕ @100 C/C	12 ϕ @100 C/C
F5	C5, C24, C27, C33, C34, C35	2100X2100	200	400	12 ϕ @100 C/C	12 ϕ @100 C/C
F6	C6	2250X2250	200	400	12 ϕ @100 C/C	12 ϕ @100 C/C
F7	C7	2000X2000	200	400	12 ϕ @125 C/C	12 ϕ @125 C/C
F8	C9, C12, C25, C36	2600X2600	200	450	16 ϕ @125 C/C	16 ϕ @125 C/C
F9	C10	3150X3150	200	450	16 ϕ @120 C/C	16 ϕ @120 C/C
F10	C11	2450X2450	200	400	16 ϕ @150 C/C	16 ϕ @150 C/C
F11	C13	2700X2700	200	450	16 ϕ @125 C/C	16 ϕ @125 C/C
F12	C14, C28	2900X2900	200	450	16 ϕ @120 C/C	16 ϕ @120 C/C
F13	C15	1500X1500	200	400	12 ϕ @140 C/C	12 ϕ @140 C/C
F14	C16	2750X2750	200	450	16 ϕ @125 C/C	16 ϕ @125 C/C
F15	C17	3850X3850	300	500	16 ϕ @75 C/C	16 ϕ @75 C/C
F16	C21	2850X2850	200	450	16 ϕ @120 C/C	16 ϕ @120 C/C
F17	C22	2450X2450	200	400	16 ϕ @150 C/C	16 ϕ @150 C/C
F18	C26	3350X3350	250	450	16 ϕ @90 C/C	16 ϕ @90 C/C
F19	C30	3100X3100	200	450	16 ϕ @120 C/C	16 ϕ @120 C/C
F20	C31	2650X2650	200	450	16 ϕ @125 C/C	16 ϕ @125 C/C
F21	C37	3500X3500	300	500	16 ϕ @90 C/C	16 ϕ @90 C/C
F22	C38	2000X2000	200	400	12 ϕ @125 C/C	12 ϕ @125 C/C

NOTES:-
THE DEPTH OF FOUNDATION SHOULD BE 1.5 M BELOW THE E.G.L.
PEDESTAL 100MM EXCESS ON BOTH SIDES OF THE COLUMN HEIGHT 800 MM.
C15-C23-C28 (COMBINED)------ RB BEAM 500X700 STEEL AT TOP 10-20 TOR, STEEL AT BOTTOM 4-20 TOR
STIRRUPS 8Ø/150 AT SUPPORT & 4L/12/150 AT SPAN
C19-C29 (COMBINED)------ RB BEAM 600X700 STEEL AT TOP 15-20TOR, STEEL AT BOTTOM 6-25TOR
STIRRUPS 4L/10/150 AT SUPPORT & 4L/10/200 AT SPAN
SIDE FACE REINFORCEMENT : 12 TOR @ 150 C/C

THE STRUCTURAL DESIGN AND DRAWING OF BOTH FOUNDATION AND SUPER STRUCTURE OF THE BUILDING HAS BEEN MADE BY ME CONSIDERING ALL POSSIBLE LOADS INCLUDING THE SEISMIC LOAD AS PER THE NATIONAL BUILDING CODE OF INDIA AND CERTIFIED THAT IT IS SAFE AND STABLE IN ALL RESPECTS. SOIL TESTING HAS BEEN DONE BY M/S GLOBE TECH THE RECOMENDATIONS OF SOIL TEST REPORT HAVE BEEN CONSIDERED DURING STRUCTURAL CALCULATION.

PROPOSED STRUCTURAL DRAWING OF G+4 STORIED RESIDENTIAL BUILDING ON THE LAND OF DAG NO.-522,524(P); KH. NO- 1214,1216,1218, 1219,1231,1234,1236, 1237,1806,1807,1810,1811; J.L. NO. -55; MOUZA - RAJPUR; HOLDING NO.-159, RAMRATAN GHOSH ROAD; WARD NO-17; P.S.- SONARPUR; UNDER RAJPUR-SONARPUR MUNICIPALITY.

NAME OF OWNER - AMIYA KR. GHOSH, KALYAN GHOSH, GOSHTA BIHARI GHOSH, DEBASHIS GHOSH

DEE-AAR CONSULTANT
ARCHITECT & CIVIL ENGINEER
SARADA APARTMENT, 29 N.S.C. BOSE ROAD
MAHAMAYATALA KOLKATA - 700084
PH. NO - 2435-4233 , 9830676813 (M)
EMAIL :- ramaengg1@gmail.com

DESIGNED BY -
RAMA CHAKRABORTY
ARCHITECT
CHARTERED ENGINEER
MEMBER OF INSTITUTE OF ENGG (INDIA)

DEE AAR HOME SOLUTIONS PVT. LTD.
Director

SIGN. OF OWNER / DEVELOPER AS CONSTITUTED ATTORNEY

RAMA CHAKRABORTY
(CHARTERED ENGINEER)
ARCHITECT/STRUCTURAL ENGINEER
E.B.A. No. 494 E.S.E.-I No. 010 C.T.E. No. 33
RAJPUR-SONARPUR MUNICIPALITY

SIGN. OF E.B.A.

RAMA CHAKRABORTY
STRUCTURAL ENGINEER
E.S.E. - No - 010
Rajpur-Sonarpur Municipality

SIGN. OF E.S.E.

RAJPUR-SONARPUR MUNICIPALITY ESTD. 1870

Structural plan as submitted by the structural Engineer have been kept with Building Plan No. 234/23/17/19 Dated On 29/01/2019 for record of the Rajpur Sonarpur Municipality without Verification No deviation from the submitting structural plan should be made at the time of erection without submitting fresh structural plan along with design calculation and stability certificate in the prescribed form necessary steps should be taken for the safety of the adjoining premises public private properties and safety of human life during Construction.

Sig. of Assistant Engineer,
Incharge P.W.D.
RAJPUR-SONARPUR MUNICIPALITY

Scanned with CamScanner