GROUND FLOOR BEAM SCHEDULE (BL - A)
GRADE OF CONCRETE - M25

BEAM MKD	BEAM SIZE WIDE	BEAM SIZE DEPTH	REINFT. AT SUPPORT TOP	REINFT. AT SUPPORT BOTTOM	REINFT. AT MID SPAN TOP	REINFT. AT MID SPAN BOTTOM	STIRRUPS AT SUPPORT(0.3L)	STIRRUPS AT SPAN
GB1	250	500	4-16TOR	2-16TOR+1-12TOR	2-16TOR	2-16TOR	8TOR@100C/C	8TOR@150C/C
GB2	250	500	3-16TOR	2-16TOR	2-16TOR	2-16TOR	8TOR@100C/C	8TOR@150C/C
GB3	250	500	4-16TOR	2-16TOR+1-12TOR	2-16TOR	2-16TOR	8TOR@100C/C	8TOR@150C/C
GB4	250	500	6-16TOR	5-16TOR	2-16TOR	6-16TOR	8TOR@100C/C	8TOR@150C/C
GB5	250	500	2-16TOR+1-12TOR	2-16TOR+1-12TOR	2-16TOR+1-12TOR	2-16TOR+1-12TOR	8TOR@100C/C	8TOR@100C/C
GB6	250	500	3-16TOR	2-16TOR	2-16TOR	2-16TOR	8TOR@100C/C	8TOR@150C/C
GB7	150	500	2-16TOR	2-16TOR	2-16TOR	2-16TOR	8TOR@100C/C	8TOR@100C/C
GB8	250	500	2-12TOR	2-16TOR	2-12TOR	2-16TOR+1-12TOR	8TOR@150C/C	8TOR@150C/C
GB9	250	500	3-16TOR	2-16TOR+1-12TOR	2-16TOR	2-16TOR	8TOR@100C/C	8TOR@150C/C
GB10	250	500	2-16TOR+1-12TOR	2-16TOR+1-12TOR	2-16TOR+1-12TOR	2-16TOR+1-12TOR	8TOR@100C/C	8TOR@100C/C
GB11	250	500	2-16TOR+1-12TOR	2-16TOR+1-12TOR	2-16TOR+1-12TOR	2-16TOR+1-12TOR	8TOR@100C/C	8TOR@100C/C
GB12	250	500	5-16TOR	3-16TOR	2-16TOR	5-16TOR	8TOR@100C/C	8TOR@150C/C
GB13	250	500	3-16TOR	2-16TOR	2-16TOR	2-16TOR	8TOR@100C/C	8TOR@200C/C
GB14	250	500	3-16TOR	2-16TOR	2-16TOR	2-16TOR	8TOR@100C/C	8TOR@200C/C
GB15	250	500	5-16TOR	3-16TOR	2-16TOR	5-16TOR	8TOR@100C/C	8TOR@150C/C
GB16	250	500	3-16TOR	2-16TOR	2-16TOR	2-16TOR	8TOR@100C/C	8TOR@150C/C
GB17	250	500	4-16TOR	2-16TOR	2-16TOR	2-16TOR	8TOR@100C/C	8TOR@150C/C
GB18	250	500	4-16TOR	2-16TOR	2-16TOR	2-16TOR	8TOR@100C/C	8TOR@150C/C
GB19	250	500	2-16TOR	2-16TOR	2-16TOR	2-16TOR	8TOR@100C/C	8TOR@150C/C
GB20	250	500	3-16TOR	2-16TOR	2-16TOR	2-16TOR	8TOR@100C/C	8TOR@150C/C
GB21	250	500	2-16TOR	2-16TOR	2-16TOR	2-16TOR	8TOR@100C/C	8TOR@150C/C
GB22	200	500	2-16TOR	2-16TOR	2-16TOR	2-16TOR	8TOR@100C/C	8TOR@150C/C
GB23	250	500	3-16TOR	2-16TOR	2-16TOR	2-16TOR	8TOR@100C/C	8TOR@150C/C
GB25	250	500	3-16TOR	2-16TOR	2-16TOR	2-16TOR	8TOR@100C/C	8TOR@150C/C
GB26	250	500	3-16TOR	2-16TOR	2-16TOR	2-16TOR	8TOR@100C/C	8TOR@150C/C
GB27	250	500	3-16TOR	2-16TOR	2-16TOR	2-16TOR+1-12TOR	8TOR@100C/C	8TOR@150C/C
GB28	250	500	4-16TOR	2-16TOR	2-16TOR	2-16TOR	8TOR@100C/C	8TOR@150C/C
GB29	250	500	4-16TOR	3-16TOR	2-16TOR	2-16TOR	8TOR@100C/C	8TOR@150C/C
GB30	250	500	4-16TOR	3-16TOR	2-16TOR	2-16TOR	8TOR@100C/C	8TOR@150C/C
GB31	250	500	5-16TOR	3-16TOR	2-16TOR	2-16TOR	8TOR@100C/C	8TOR@150C/C
GB32	250	500	5-16TOR	3-16TOR	2-16TOR	2-16TOR	8TOR@100C/C	8TOR@150C/C
GB33	250	500	3-16TOR	2-16TOR	2-16TOR	2-16TOR	8TOR@100C/C	8TOR@150C/C

1ST,2ND,3RD FLOOR BEAM SCHEDULE (BL - A)
GRADE OF CONCRETE - M25

BEAM MKD	BEAM SIZE WIDE	BEAM SIZE DEPTH	REINFT. AT SUPPORT TOP	REINFT. AT SUPPORT BOTTOM	REINFT. AT MID SPAN TOP	REINFT. AT MID SPAN BOTTOM	STIRRUPS AT SUPPORT(0.3L)	STIRRUPS AT SPAN
1B1	250	500	3-16TOR	2-16TOR	2-16TOR	2-16TOR	8TOR@100C/C	8TOR@150C/C
1B2	250	500	3-16TOR	2-16TOR	2-16TOR	2-16TOR	8TOR@100C/C	8TOR@150C/C
1B3	250	500	4-16TOR	2-16TOR	2-16TOR	2-16TOR	8TOR@100C/C	8TOR@150C/C
1B4	250	500	4-16TOR	2-16TOR	2-16TOR	2-16TOR	8TOR@100C/C	8TOR@150C/C
1B5	250	500	4-16TOR	2-16TOR	2-16TOR	2-16TOR	8TOR@100C/C	8TOR@150C/C
1B6	250	500	4-16TOR	2-16TOR	2-16TOR	3-16TOR	8TOR@100C/C	8TOR@150C/C
1B7	250	500	4-16TOR	2-16TOR	2-16TOR	2-16TOR	8TOR@100C/C	8TOR@150C/C
1B8	250	500	2-16TOR+1-12TOR	2-16TOR+1-12TOR	2-16TOR+1-12TOR	2-16TOR+1-12TOR	8TOR@100C/C	8TOR@150C/C
1B9	250	500	6-16TOR	3-16TOR	2-16TOR	5-16TOR	8TOR@100C/C	8TOR@150C/C
1B10	250	500	4-16TOR	3-16TOR	3-16TOR	3-16TOR	8TOR@100C/C	8TOR@150C/C
1B11	250	500	3-16TOR	3-16TOR	3-16TOR	3-16TOR	8TOR@100C/C	8TOR@100C/C
1B12	250	500	3-16TOR	3-16TOR	3-16TOR	3-16TOR	8TOR@100C/C	8TOR@100C/C
1B13	250	500	2-12TOR	2-16TOR	2-12TOR	2-16TOR	8TOR@250C/C	8TOR@250C/C
1B14	250	500	5-16TOR	3-16TOR	3-16TOR	3-16TOR	8TOR@250C/C	8TOR@250C/C
1B15	250	500	3-16TOR	2-16TOR	2-16TOR	2-16TOR	8TOR@100C/C	8TOR@150C/C
1B16	250	500	6-16TOR	3-16TOR	2-16TOR	5-16TOR	8TOR@100C/C	8TOR@150C/C
1B17	250	500	6-20TOR	3-20TOR	2-20TOR	4-20TOR	8TOR@100C/C	8TOR@150C/C
1B18	250	500	4-20TOR	2-20TOR	2-20TOR	2-20TOR	8TOR@100C/C	8TOR@150C/C
1B19	250	500	3-20TOR	2-20TOR	2-20TOR	2-20TOR	8TOR@100C/C	8TOR@150C/C
1B20	250	500	5-16TOR	3-16TOR	2-16TOR	3-16TOR	8TOR@100C/C	8TOR@150C/C
1B21	250	500	4-16TOR	2-16TOR	2-16TOR	2-16TOR	8TOR@100C/C	8TOR@150C/C
1B22	250	500	3-16TOR	2-16TOR	2-16TOR	2-16TOR	8TOR@100C/C	8TOR@150C/C
1B23	250	500	3-16TOR	3-16TOR	3-16TOR	3-16TOR	8TOR@100C/C	8TOR@100C/C
1B24	250	500	4-16TOR+2-20TOR	4-16TOR	3-16TOR	6-16TOR	8TOR@100C/C	8TOR@150C/C
1B25	250	500	6-16TOR	3-16TOR	2-16TOR	4-16TOR	8TOR@100C/C	8TOR@150C/C
1B26	250	500	4-16TOR	2-16TOR	2-16TOR	2-16TOR	8TOR@100C/C	8TOR@150C/C
1B27	250	500	4-16TOR	2-16TOR	2-16TOR	2-16TOR	8TOR@100C/C	8TOR@150C/C
1B28	250	500	4-16TOR	2-16TOR	2-16TOR	2-16TOR	8TOR@100C/C	8TOR@150C/C
1B29	250	500	5-16TOR	3-16TOR	2-16TOR	2-16TOR	8TOR@100C/C	8TOR@150C/C
1B30	250	500	3-16TOR	3-16TOR	2-16TOR	2-16TOR	8TOR@100C/C	8TOR@150C/C
1B31	200	500	3-16TOR	3-16TOR	2-16TOR	2-16TOR	8TOR@100C/C	8TOR@100C/C
1B32	250	500	3-16TOR	2-16TOR	2-16TOR	2-16TOR	8TOR@100C/C	8TOR@150C/C
1B33	250	500	5-16TOR	3-16TOR	3-16TOR	3-16TOR	8TOR@100C/C	8TOR@100C/C
1B34	250	500	5-16TOR	3-16TOR	3-16TOR	3-16TOR	8TOR@100C/C	8TOR@100C/C
1B35	250	500	3-16TOR	2-16TOR	2-16TOR	2-16TOR+1-12TOR	8TOR@100C/C	8TOR@100C/C
1B36	250	500	6-16TOR	3-16TOR	3-16TOR	3-16TOR	8TOR@100C/C	8TOR@150C/C
1B37	250	500	6-16TOR	3-16TOR	3-16TOR	3-16TOR	8TOR@100C/C	8TOR@150C/C
1B38	250	500	6-16TOR	3-16TOR	2-16TOR	4-16TOR	8TOR@100C/C	8TOR@150C/C
1B39	250	500	3-16TOR	2-16TOR	2-16TOR	2-16TOR	8TOR@100C/C	8TOR@150C/C
1B40	250	500	6-16TOR	3-16TOR	2-16TOR	4-16TOR	8TOR@100C/C	8TOR@150C/C

TYPICAL FLOOR BEAM SCHEDULE (BL - A)
GRADE OF CONCRETE - M25

BEAM MKD	BEAM SIZE WIDE	BEAM SIZE DEPTH	REINFT. AT SUPPORT TOP	REINFT. AT SUPPORT BOTTOM	REINFT. AT MID SPAN TOP	REINFT. AT MID SPAN BOTTOM	STIRRUPS AT SUPPORT(0.3L)	STIRRUPS AT SPAN
B1	250	500	4-16TOR	2-16TOR+1-12TOR	2-16TOR	2-16TOR+1-12TOR	8TOR@100C/C	8TOR@100C/C
B2	250	500	2-12TOR	2-16TOR	2-12TOR	3-16TOR	8TOR@150C/C	8TOR@150C/C
B3	250	500	5-16TOR	2-16TOR+1-12TOR	2-16TOR	2-16TOR	8TOR@100C/C	8TOR@250C/C
B4	250	500	6-16TOR	3-16TOR	2-16TOR	6-16TOR	8TOR@100C/C	8TOR@150C/C
B5	250	500	4-16TOR	2-16TOR+1-12TOR	2-16TOR	2-16TOR+1-12TOR	8TOR@100C/C	8TOR@150C/C
B6	250	500	3-16TOR	3-16TOR	2-16TOR	2-16TOR	8TOR@100C/C	8TOR@150C/C
B7	250	500	2-16TOR	2-16TOR+1-12TOR	2-16TOR	3-16TOR+1-12TOR	8TOR@150C/C	8TOR@150C/C
B8	250	500	6-16TOR	3-16TOR	2-16TOR	4-16TOR	8TOR@100C/C	8TOR@200C/C
B9	250	500	3-16TOR	2-16TOR	2-16TOR	2-16TOR	8TOR@100C/C	8TOR@150C/C
B10	250	500	2-16TOR	2-16TOR	2-16TOR	2-16TOR	8TOR@100C/C	8TOR@100C/C
B11	250	500	2-16TOR	2-16TOR	2-16TOR	2-16TOR	8TOR@100C/C	8TOR@100C/C
B12	250	500	2-12TOR	2-16TOR	2-12TOR	2-16TOR	8TOR@250C/C	8TOR@250C/C
B13	250	500	5-16TOR	2-16TOR+1-12TOR	2-16TOR	2-16TOR+1-12TOR	8TOR@100C/C	8TOR@150C/C
B14	250	500	6-16TOR	3-16TOR	2-16TOR	5-16TOR	8TOR@100C/C	8TOR@150C/C
B15	250	500	3-16TOR+3-20TOR	4-16TOR	2-16TOR	6-16TOR	8TOR@100C/C	8TOR@150C/C
B16	250	500	5-16TOR	3-16TOR	2-16TOR	3-16TOR	8TOR@100C/C	8TOR@150C/C
B17	250	500	6-16TOR	3-16TOR	2-16TOR	4-16TOR	8TOR@100C/C	8TOR@150C/C
B17A	250	500	3-16TOR	3-16TOR	3-16TOR	3-16TOR	8TOR@100C/C	8TOR@150C/C
B18	250	500	3-16TOR+3-20TOR	4-16TOR	2-16TOR	5-16TOR	8TOR@100C/C	8TOR@150C/C
B19	250	500	6-16TOR	3-16TOR	2-16TOR	4-16TOR	8TOR@100C/C	8TOR@150C/C
B20	250	500	5-16TOR	2-16TOR+1-12TOR	2-16TOR	3-16TOR+1-12TOR	8TOR@100C/C	8TOR@150C/C
B21	250	500	5-16TOR	2-16TOR+1-12TOR	2-16TOR	2-16TOR	8TOR@100C/C	8TOR@150C/C
B22	250	500	2-12TOR	2-16TOR	2-12TOR	3-16TOR	8TOR@100C/C	8TOR@150C/C
B23	250	500	6-16TOR	3-16TOR	2-16TOR	2-16TOR	8TOR@100C/C	8TOR@150C/C
B24	200	500	2-16TOR	2-16TOR	2-16TOR	2-16TOR	8TOR@100C/C	8TOR@100C/C
B25	250	500	4-16TOR	3-16TOR	2-16TOR	3-16TOR	8TOR@100C/C	8TOR@150C/C
B26	250	500	2-16TOR	3-16TOR	2-16TOR	3-16TOR	8TOR@100C/C	8TOR@150C/C
B27	250	500	5-16TOR	2-16TOR+1-12TOR	2-16TOR	3-16TOR+1-12TOR	8TOR@100C/C	8TOR@200C/C
B28	250	500	6-16TOR	3-16TOR	3-16TOR	3-16TOR	8TOR@100C/C	8TOR@150C/C
B29	250	500	5-16TOR	3-16TOR	3-16TOR	3-16TOR	8TOR@100C/C	8TOR@100C/C
B30	250	500	4-16TOR	2-16TOR	2-16TOR	3-16TOR	8TOR@100C/C	8TOR@150C/C
B31	250	500	6-16TOR	3-16TOR	3-16TOR	3-16TOR	8TOR@100C/C	8TOR@150C/C
B32	250	500	6-16TOR	3-16TOR	2-16TOR	4-16TOR	8TOR@100C/C	8TOR@150C/C
B33	250	500	4-16TOR	2-16TOR	2-16TOR	2-16TOR	8TOR@100C/C	8TOR@250C/C
B34	250	500	4-16TOR	2-16TOR	2-16TOR	2-16TOR	8TOR@100C/C	8TOR@250C/C
B35	250	500	5-16TOR	3-16TOR	2-16TOR	3-16TOR	8TOR@100C/C	8TOR@100C/C

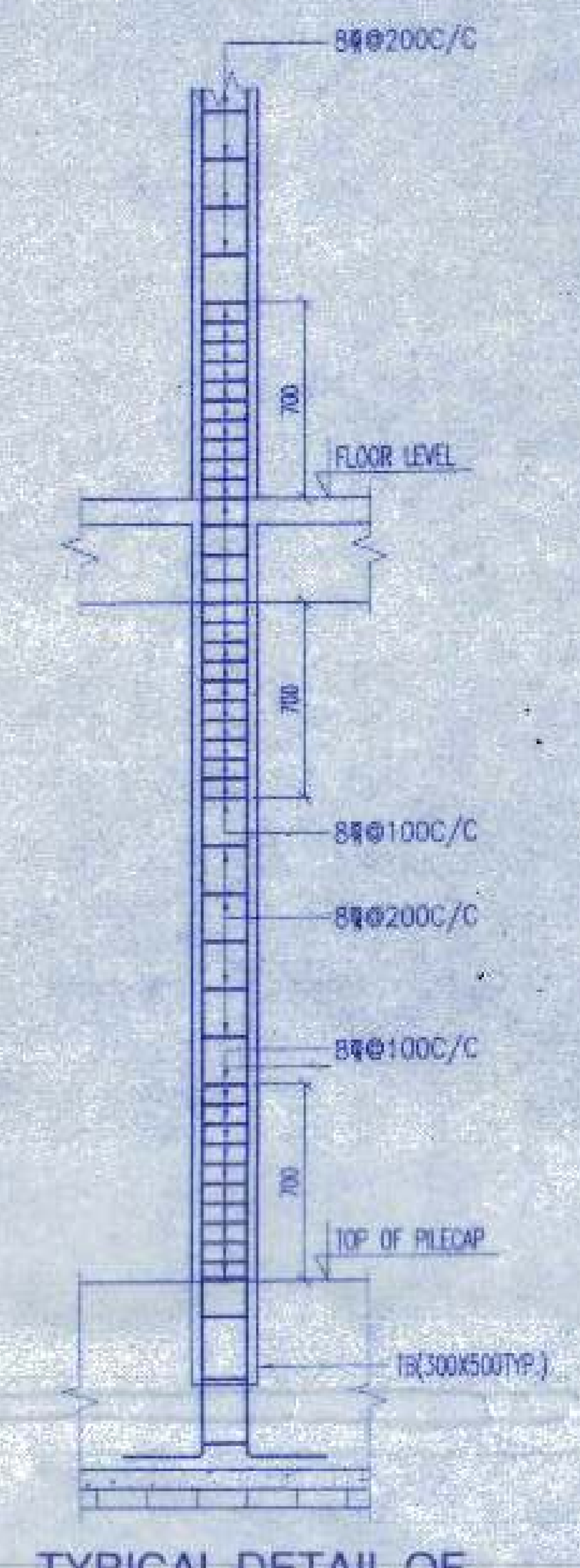

TYPICAL DETAIL OF COLUMN RENFT.

NOTES:-
1. ALL DIMENSIONS ARE IN MM. UNLESS OTHERWISE MENTIONED.
2. SUPER STRUCTURE : SUPER STRUCTURE SHALL BE OF 1ST CLASS BRICK IN 1:6 CEMENT MORTAR.
3. ALL GRADE OF CONCRETE M25(1:1:2).
4. ALL MATERIALS SHALL CONFORM TO RELEVANT I.S CODES.
5. FOR STEEL GRADE Fe 500 AS PER I.S 1786-2008.
6. LAPS, SPLICES & BOND LENGTH SHOULD BE 50 D WHERE 'D' IS THE SMALLEST BAR DIA.
7. FOUNDATION & PLINTH : BRICKWORK IN FOUNDATION & PLINTH SHALL BE OF 1ST CLASSBRICK IN 1:6 CEMENT MORTAR.
8. MINIMUM CLEAR COVER TO MAIN REINFORCEMENT IS AS FOLLOWS:

MEMBER	TOP	BOTTOM	SIDE
a. FOUNDATION BEAM & SLAB	50	50	50
b. COLUMN			40
c. TIE BEAM.	30	30	30
d. FLOOR BEAM.	30	30	30
e. FLOOR SLAB.	20	20	20
e.PILE			50
f.PILECAP	50	50	50

PILE CAP SCHEDULE
GRADE OF CONCRETE - M25

TYPE	SIZE	DEPTH	REINFORCEMENT IN SHORTER DIRECTION	REINFORCEMENT IN LONGER DIRECTION
P2	900X2400	900	4L-12TOR@150C/C	7-10TOR (TOP) 7-20TOR (BOTTOM)
P3	AS/DWG	1000	10TOR@150C/C (TOP) 16TOR@125C/C (BOTTOM)	10TOR@150C/C (TOP) 16TOR@125C/C (BOTTOM)
P3A	900X3900	1000	4L-12TOR@150C/C	7-10TOR (TOP) 7-20TOR (BOTTOM)
P4	2300X2300	1000	10TOR@150C/C (TOP) 16TOR@125C/C (BOTTOM)	10TOR@150C/C (TOP) 16TOR@125C/C (BOTTOM)
L6	2325X4125	1000	16TOR@125C/C (TOP) 16TOR@125C/C (BOTTOM)	16TOR@100C/C (TOP) 16TOR@100C/C (BOTTOM)

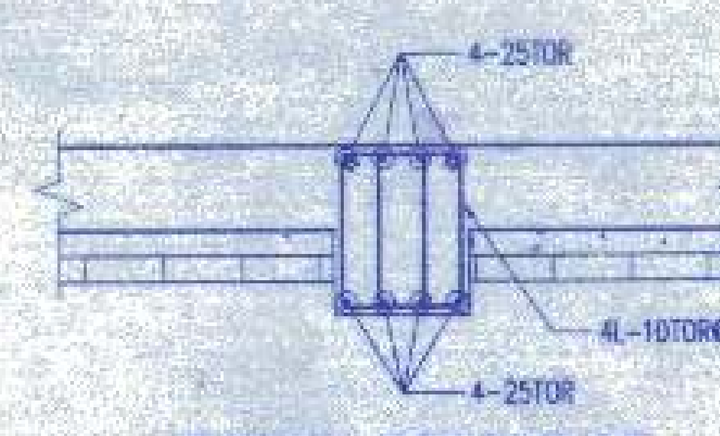

TYPICAL DETAILS OF FB2(300X500)

GROUND FLOOR SLAB SCHEDULE (BL - A)
GRADE OF CONCRETE - M25

SLAB MKD.	DEPTH	REINFT. AT SHORTER SPAN	REINFT. AT LONGER SPAN
GS1	125	8TOR @ 300C/C ST. 8TOR @ 300C/C CKD.	8TOR @ 400C/C ST. 8TOR @ 400C/C CKD.
GS2	125	8TOR @ 300C/C ST. 8TOR @ 300C/C CKD.	8TOR @ 300C/C ST. 8TOR @ 300C/C CKD.
GS3	150	10TOR @ 300C/C ST. 10TOR @ 300C/C CKD.	10TOR @ 300C/C ST. 10TOR @ 300C/C CKD.
GS4	125	8TOR @ 300C/C ST. 8TOR @ 300C/C CKD.	8TOR @ 400C/C ST. 8TOR @ 400C/C CKD.
GS5	125	8TOR @ 300C/C ST. 8TOR @ 300C/C CKD.	8TOR @ 300C/C ST. 8TOR @ 300C/C CKD.
GS6	125	8TOR @ 300C/C ST. 8TOR @ 300C/C CKD.	8TOR @ 450C/C ST. 8TOR @ 450C/C CKD.
GS7	135	8TOR @ 300C/C ST. 8TOR @ 300C/C CKD.	8TOR @ 300C/C ST. 8TOR @ 300C/C CKD.
GS8	150	10TOR @ 300C/C ST. 10TOR @ 300C/C CKD.	10TOR @ 300C/C ST. 10TOR @ 300C/C CKD.

1ST,2ND,3RD FLOOR SLAB SCHEDULE (BL - A)
GRADE OF CONCRETE - M25

SLAB MKD.	DEPTH	REINFT. AT SHORTER SPAN	REINFT. AT LONGER SPAN
1S1	125	8TOR @ 300C/C ST. 8TOR @ 300C/C CKD.	8TOR @ 300C/C ST. 8TOR @ 300C/C CKD.
1S2	115	8TOR @ 400C/C ST. 8TOR @ 400C/C CKD.	8TOR @ 400C/C ST. 8TOR @ 400C/C CKD.
1S3	150	10TOR @ 300C/C ST. 10TOR @ 300C/C CKD.	10TOR @ 400C/C ST. 10TOR @ 400C/C CKD.
1S4	175	8TOR @ 300C/C ST. 8TOR @ 300C/C CKD.	8TOR @ 400C/C ST. 8TOR @ 400C/C CKD.
1S5	125	8TOR @ 300C/C ST. 8TOR @ 300C/C CKD.	8TOR @ 300C/C ST. 8TOR @ 300C/C CKD.
1S6	115	8TOR @ 300C/C ST. 8TOR @ 300C/C CKD.	8TOR @ 400C/C ST. 8TOR @ 400C/C CKD.
1S7	125	8TOR @ 300C/C ST. 8TOR @ 300C/C CKD.	8TOR @ 400C/C ST. 8TOR @ 400C/C CKD.
1S8	150	10TOR @ 250C/C ST. 10TOR @ 250C/C CKD.	10TOR @ 350C/C ST. 10TOR @ 350C/C CKD.

TYPICAL FLOOR SLAB SCHEDULE (BL - A)
GRADE OF CONCRETE - M25

SLAB MKD.	DEPTH	REINFT. AT SHORTER SPAN	REINFT. AT LONGER SPAN
S1	115	8TOR @ 400C/C ST. 8TOR @ 400C/C CKD.	8TOR @ 450C/C ST. 8TOR @ 450C/C CKD.
S2	115	8TOR @ 300C/C ST. 8TOR @ 300C/C CKD.	8TOR @ 400C/C ST. 8TOR @ 400C/C CKD.
S3	125	8TOR @ 300C/C ST. 8TOR @ 300C/C CKD.	8TOR @ 400C/C ST. 8TOR @ 400C/C CKD.
S4	115	8TOR @ 400C/C ST. 8TOR @ 400C/C CKD.	8TOR @ 450C/C ST. 8TOR @ 450C/C CKD.
S5	115	8TOR @ 400C/C ST. 8TOR @ 400C/C CKD.	8TOR @ 400C/C ST. 8TOR @ 400C/C CKD.
S6	150	8TOR @ 300C/C ST. 8TOR @ 300C/C CKD.	8TOR @ 300C/C ST. 8TOR @ 300C/C CKD.
S7	125	8TOR @ 300C/C ST. 8TOR @ 300C/C CKD.	8TOR @ 300C/C ST. 8TOR @ 300C/C CKD.

COLUMN SCHEDULE BLOCK - A
GRADE OF CONCRETE - M25

7TH FLOOR TO ROOF	—	12-12Ø	12-12Ø	6-16Ø+8-12Ø	20-12Ø	14-12Ø	10-12Ø	22-12Ø	4-16Ø+12-12Ø	6-16Ø+8-12Ø	12-16Ø	6-16Ø+6-12Ø	12-12Ø	12-12Ø
6TH FLOOR TO 7TH FLOOR	—	12-12Ø	12-12Ø	6-16Ø+8-12Ø	20-12Ø	14-12Ø	10-12Ø	22-12Ø	4-16Ø+12-12Ø	6-16Ø+8-12Ø	12-16Ø	6-16Ø+6-12Ø	12-12Ø	12-12Ø
5TH FLOOR TO 6TH FLOOR	—	12-12Ø	6-16Ø+6-12Ø	6-16Ø+8-12Ø	20-12Ø	6-16Ø+8-12Ø	10-12Ø	22-12Ø	4-16Ø+12-12Ø	6-16Ø+8-12Ø	12-16Ø	12-16Ø	12-12Ø	12-12Ø
3RD FLOOR TO 5TH FLOOR	—	6-16Ø+6-12Ø	12-16Ø	14-16Ø	6-16Ø+14-12Ø	14-16Ø	10-12Ø	6-16Ø+16-12Ø	6-16Ø+10-12Ø	14-16Ø	6-20Ø+6-16Ø	6-20Ø+6-16Ø	6-16Ø+6-12Ø	6-16Ø+6-12Ø
1ST FLOOR TO 3RD FLOOR	—	12-16Ø	6-20Ø+6-16Ø	6-20Ø+8-16Ø	10-16Ø+10-12Ø	6-20Ø+8-16Ø	6-16Ø+4-12Ø	10-16Ø+12-12Ø	6-20Ø+10-16Ø	6-20Ø+8-16Ø	12-20Ø	12-20Ø	6-16Ø+6-12Ø	12-16Ø
FOUNDATION TO 1ST FLOOR	—	6-20Ø+6-16Ø	12-20Ø	6-25Ø+8-20Ø	20-16Ø	14-20Ø	10-16Ø	22-16Ø	16-20Ø	14-20Ø	12-20Ø	12-20Ø	12-16Ø	6-20Ø+6-16Ø
FOUNDATION TO GROUND FLOOR	6-16Ø													
COL SIZE	250x400	300x500	300x500	300x750	300x825	300x600	250x500	300x1000	300x750	300x750	300x600	300x600	300x500	300x500
LINK	8TOR@100C/C AND 8TOR@150C/C													
COL MARKED	C20	C1,C2,C3,C4	C5,C6,C8,C10,C22	C7	C9	C11,C15,C16,C17	C12,C13	C14	C18	C19	C21	C23,C24	C25	C26

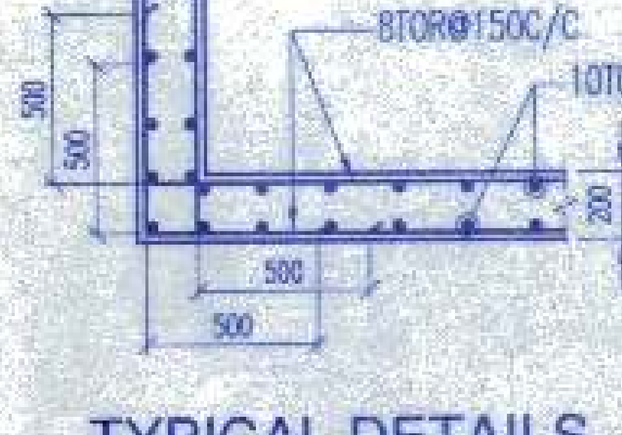

TYPICAL DETAILS OF LIFT WALL

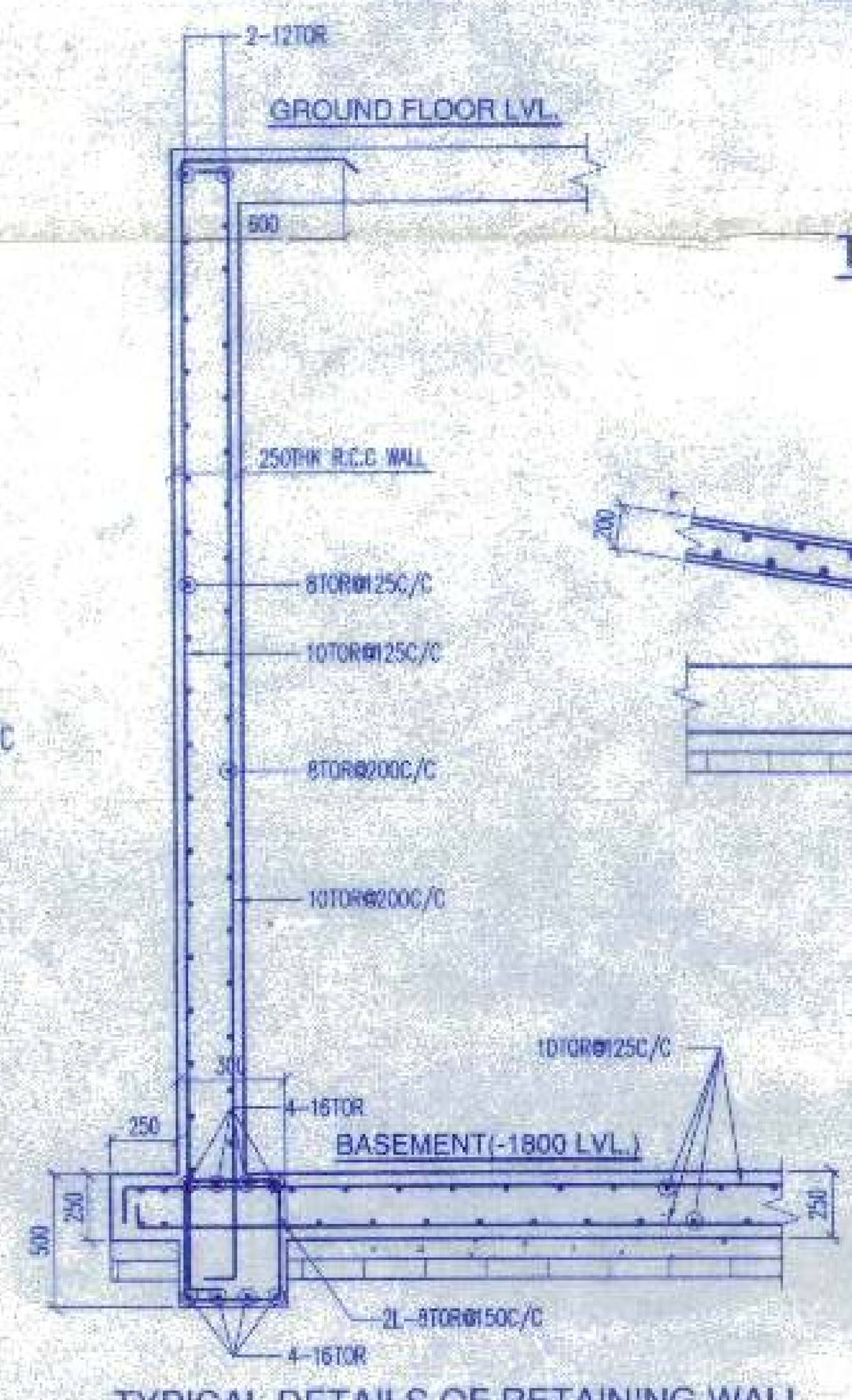

TYPICAL DETAILS OF RETAINING WALL & FB1(300X500)

TYPICAL DETAILS OF STAIR



TYPICAL DETAILS OF RAMP

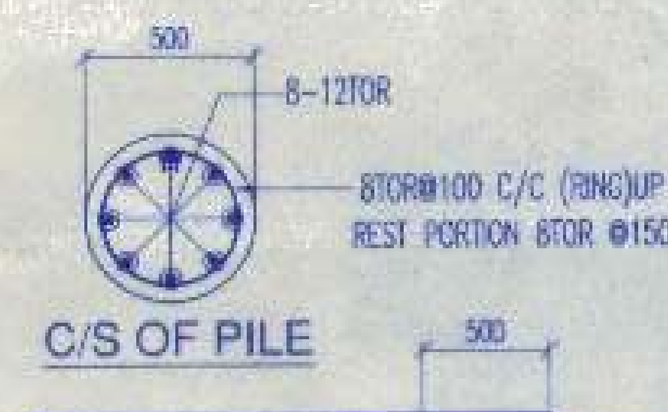

C/S OF PILE

TYPICAL WELDED DETAIL

2.5 MM Ø ELECTROD SHALL BE USED FOR WELDING ONLY.

PILE SCHEDULE(CONC. GRADE-M25)
MIN CEMENT CONTENT IN CONCRETE SHALL BE = 400Kg /m³

TYPE	DIA OF PILE	REINFORCEMENT	CAPACITY
	500	8-12TOR	75.0T

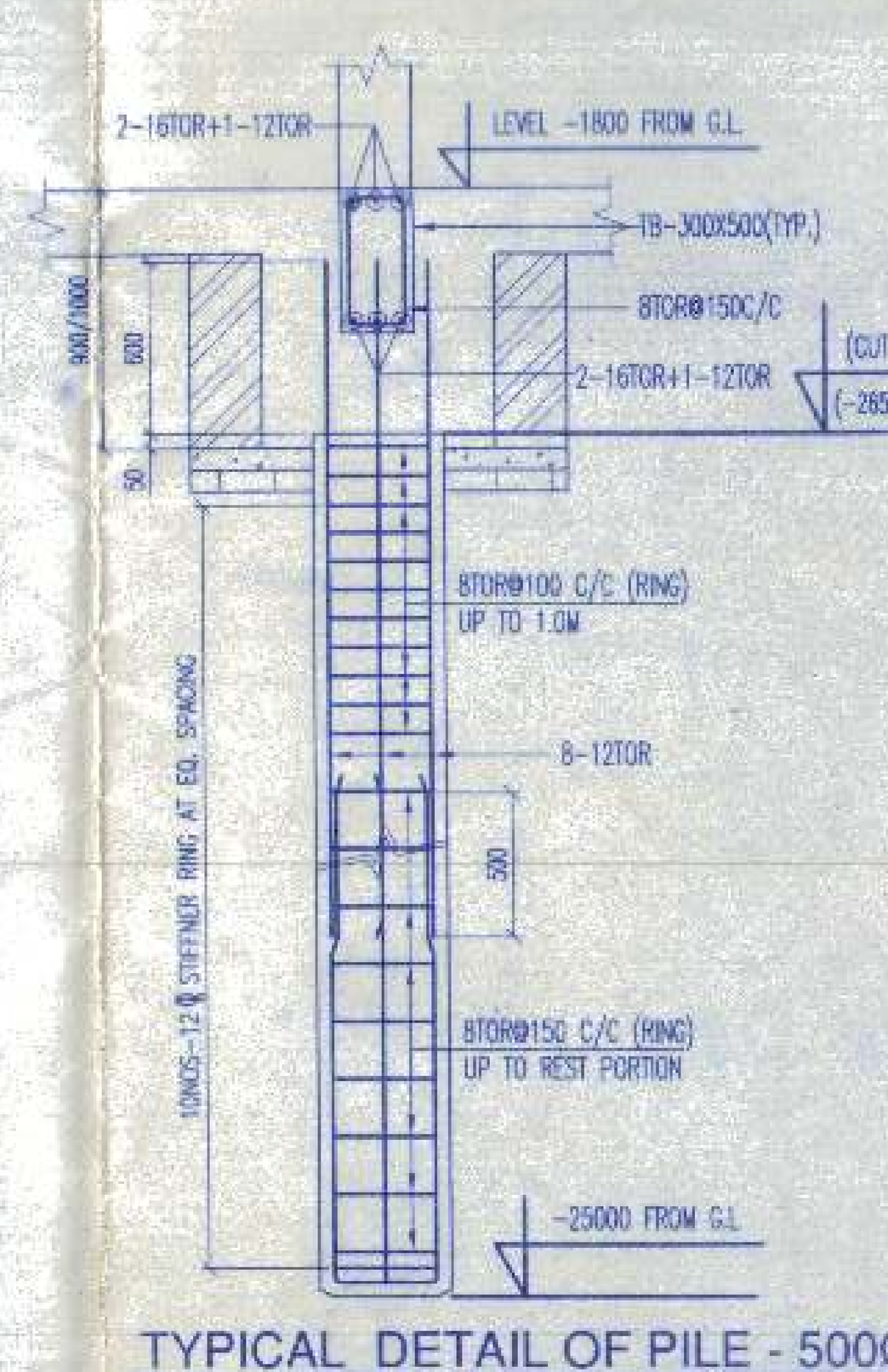

TYPICAL DETAIL OF PILE - 500Ø

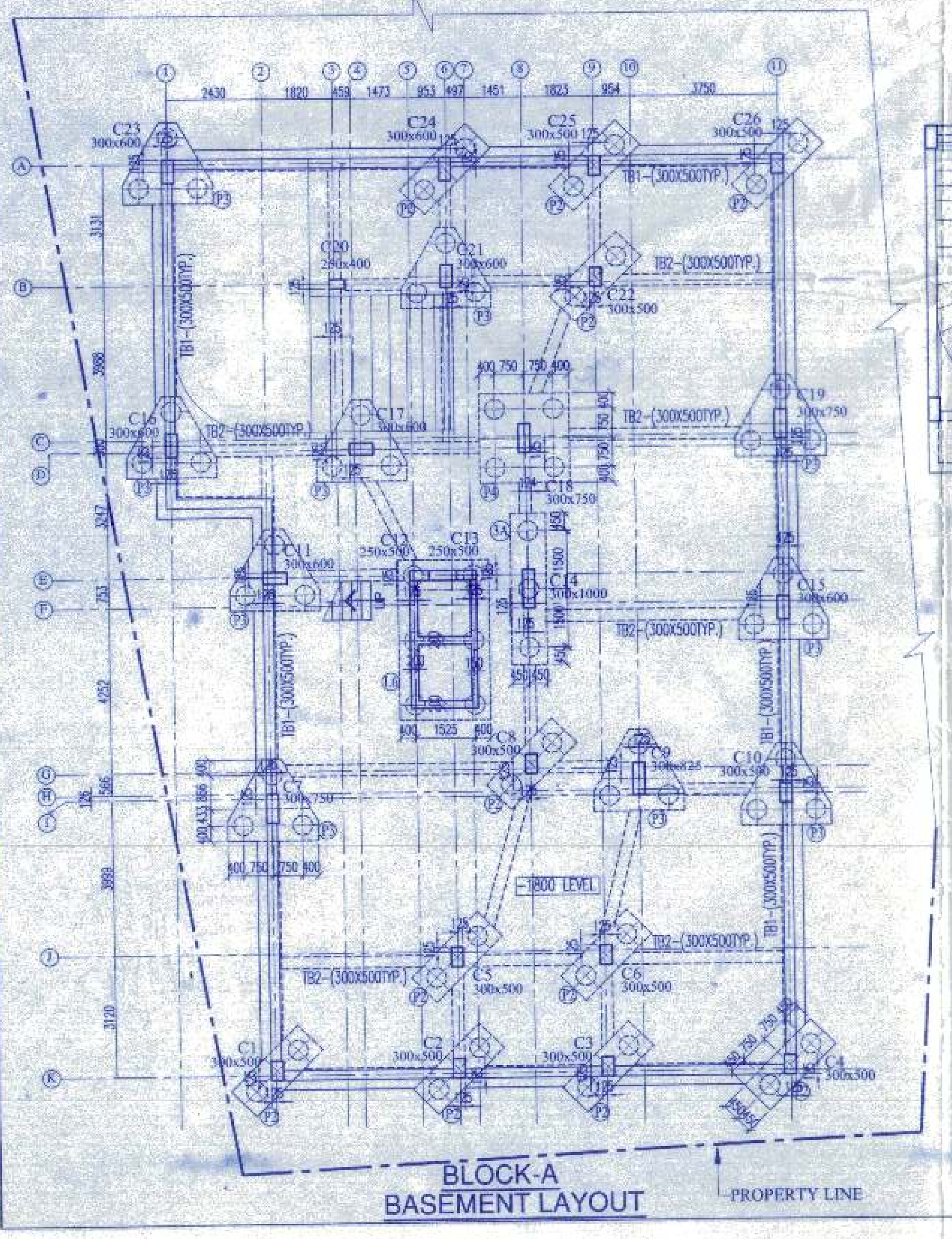

BLOCK-A BASEMENT LAYOUT

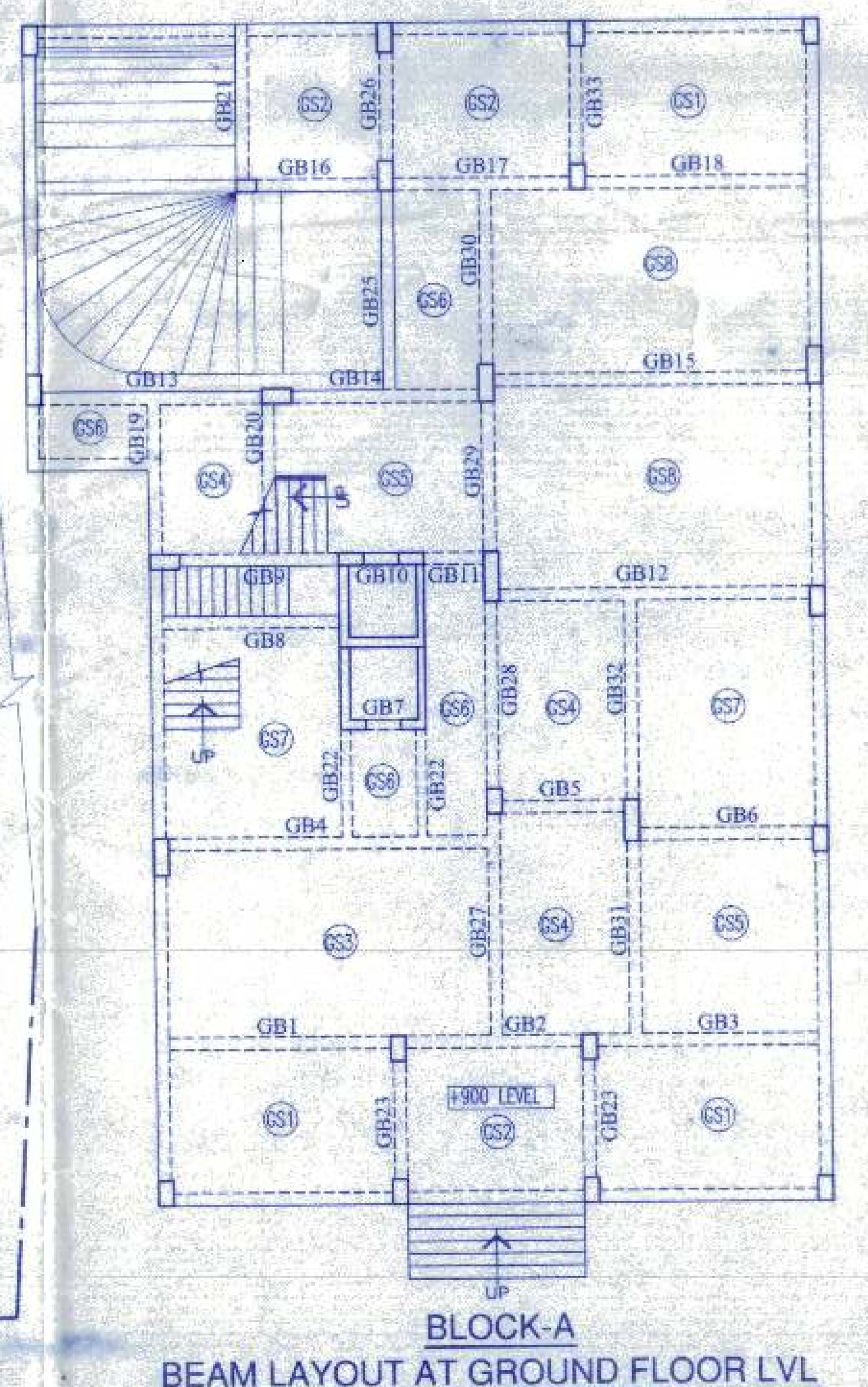

BLOCK-A BEAM LAYOUT AT GROUND FLOOR LVL

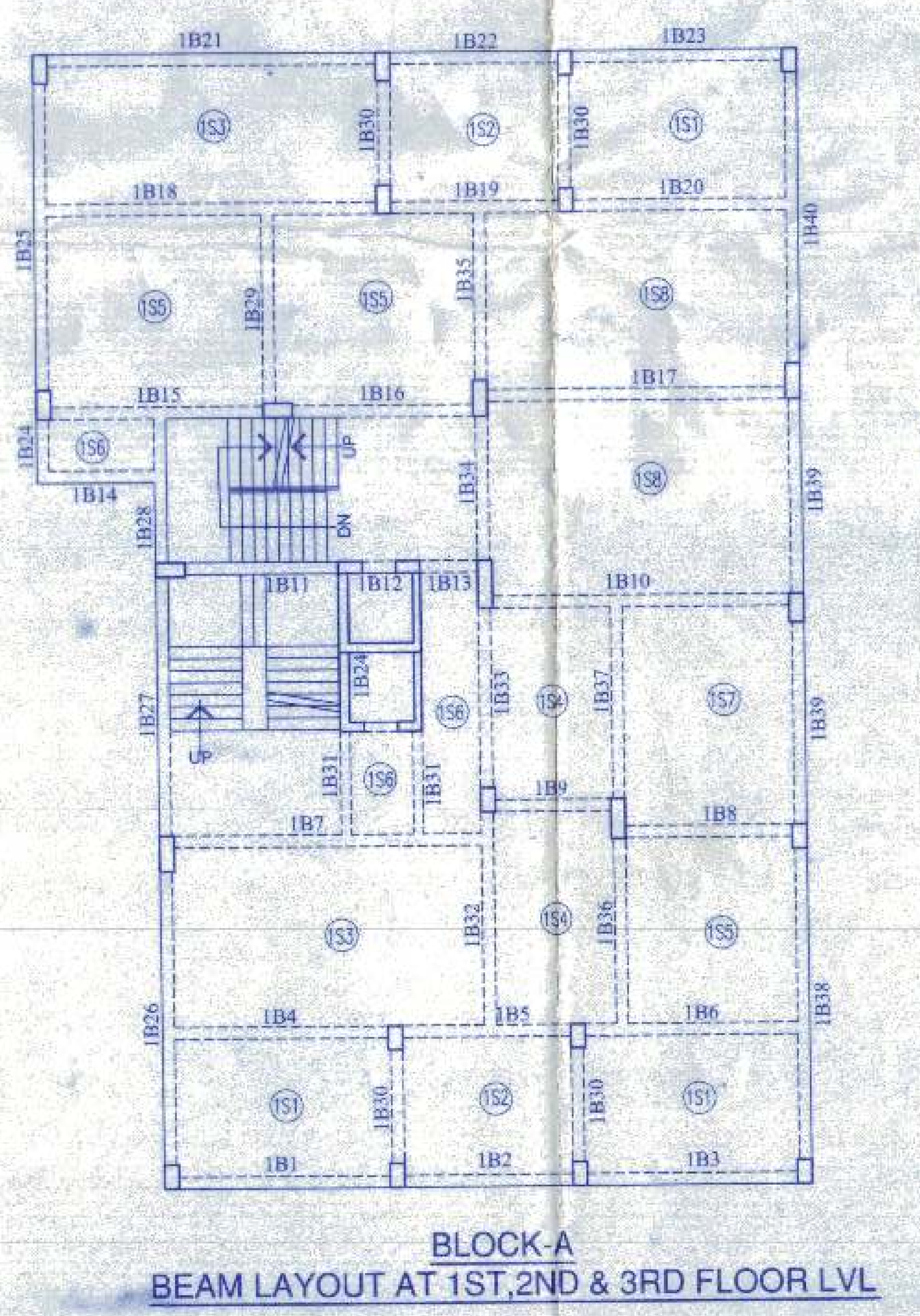

BLOCK-A BEAM LAYOUT AT 1ST,2ND & 3RD FLOOR LVL

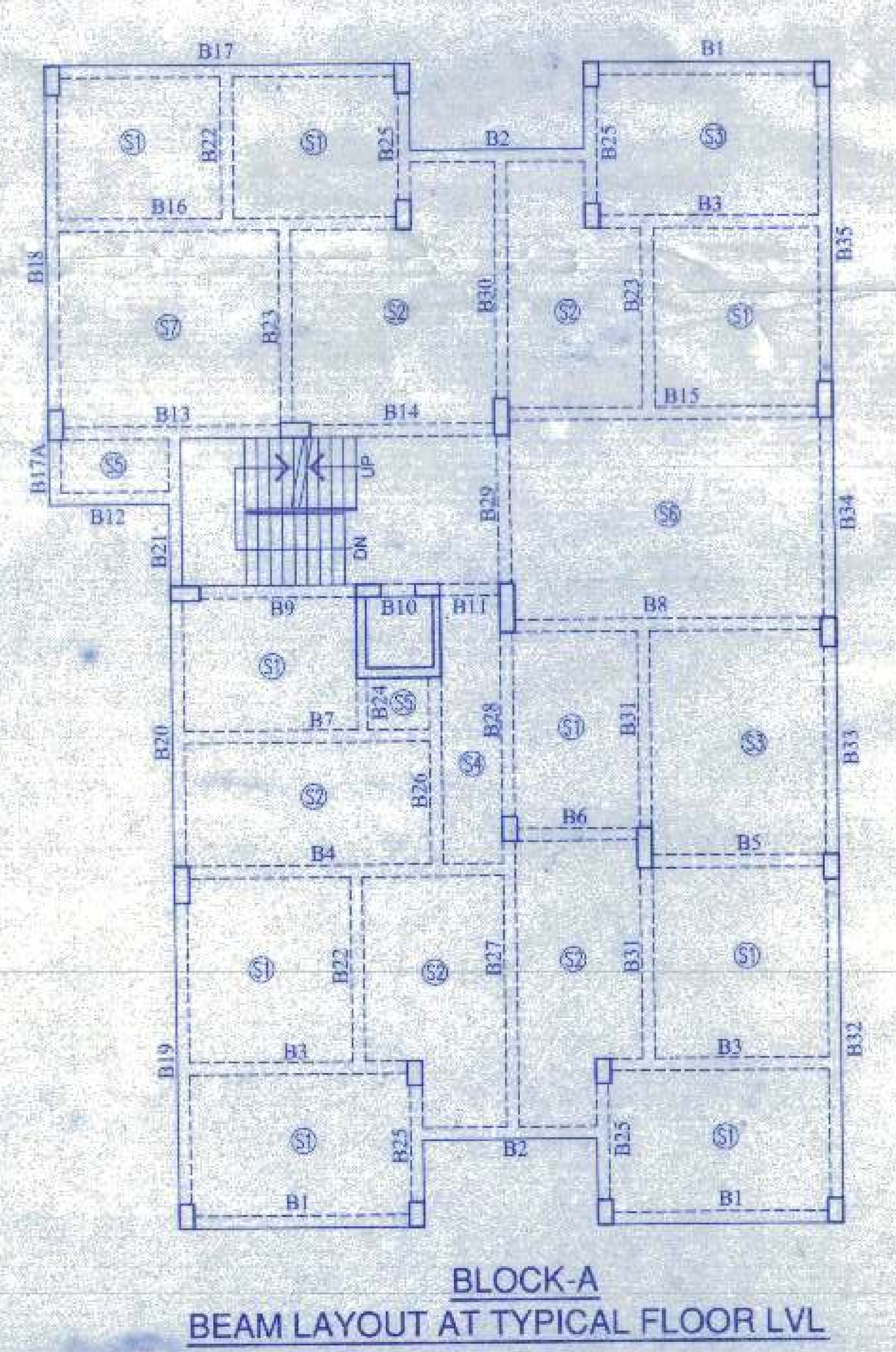

BLOCK-A BEAM LAYOUT AT TYPICAL FLOOR LVL

SIGNATURE OF OWNER

DRAWN BY

SIGNATURE OF ENGINEER

SIGNATURE OF HEALTH OFFICER

SIGNATURE OF VICE CHAIRMAN

DECLARATION OF THE STRUCTURAL ENGINEER:

SOUMEN ADAK

SIGNATURE OF STRUCTURAL ENGINEER

PROJECT: PROPOSED B+G +VII STORIED COMMERCIAL CUM RESIDENTIAL FLAT BUILDING OF SRI ANANDO SAMONTA, S/O LATE RANJIT SAMONTA, AT MOUZA - SHANKARIPUKUR, J.L. - 38, MAHALLA -SHANKARIPUKUR, HOLDING NO -146, WARD NO -15, R.S. PLOT NO- 115, 116, R.S. KH. NO.-16, 15, L.R. PLOT NO - 279, 280, L.R. KH. NO - 3093, UNDER BURDWAN MUNICIPALITY, P.S. & DIST. - BURDWAN.

TITLE: STRUCTURAL DRAWING (BLOCK-A)

STRUCTURAL ENGINEERS
S.G.S.CONSULTANTS
14/110, GOLF PARK
KOLKATA - 700107
PH NO-9123714224
E-mail- soumen_sgs@yahoo.com