

**GOVERNMENT OF WEST BENGAL  
OFFICE OF THE DIRECTOR GENERAL  
WEST BENGAL FIRE & EMERGENCY SERVICES  
13-D Mirza Ghalib Street, Kolkata- 700 016**

Memo No : IND/WB/FES/20182019/12423

DATE: 20/06/2018

From :  
The Director  
Fire Prevention Wing,  
West Bengal Fire & Emergency Services.

To :  
Manoj Kumar Agarwal and Others  
Rajpath Road; Upper Bhanu Nagar; Siliguri; Mouza - Dabgram; J.L. no. - 2; Sheet no. -  
14; L.R. Khatian no. - 201, 202; L.R. Plot no. - 261; Pargana -Baikunthapur; Ward no. -  
43(SMC); Holding no. - 1785.  
Jalpaiguri F.S., Bhaktinnagar,  
Jalpaiguri - 734001 .

Sub :Fire Safety Recommendation for a proposed construction of G + 5 storied  
building under group Residential at the premises no.- Upper Bhanunagar; Siliguri;  
Mouza – Dabgram; Pargana– Baikunthapur; J.L. no. – 2; Sheet no. – 14; L.R. Khatian  
no. – 201, 202; L.R. Plot no. – 261; Ward no. – 43 (SMC); P.S. – Bhaktinnagar under the  
Siliguri Municipal Corporation in the district of Jalpaiguri.

This is in reference to your Application No. IND/WB/FES/20182019/12423,dated 20/06/2018,  
regarding the Fire Safety Measure for a proposed construction of G + 5 storied building  
under group Residential at the premises no.- Upper Bhanunagar; Siliguri; Mouza – Dabgram;  
Pargana– Baikunthapur; J.L. no. – 2; Sheet no. – 14; L.R. Khatian no. – 201, 202; L.R. Plot  
no. – 261; Ward no. – 43 (SMC); P.S. – Bhaktinnagar under the Siliguri Municipal Corporation  
in the district of Jalpaiguri..

The plan submitted by you was scrutinized and marked as found necessary from Fire Safety  
point of view. In returning one set of plan with recommendation, this is issuing Fire Safety  
Recommendation in favour of the aforesaid building subject to the compliance of the  
following fire safety measure.

Recommendation:

**OMSJ Developers LLP**

*(Signature)*  
Partner

**OMSJ Developers LLP**

*(Signature)*  
Partner

1. Construction Part: - i) The whole construction of the proposed building shall be carried out as per approved plan drawings and conforming all the relevant building rules of local authority. ii) No addition / alteration of the building shall be allowed without the concurrence of this department except the construction works of the means of escape. iii) The interior finish decoration of the building shall be made of low flame spread materials conforming I.S. specification. iv) No hazardous articles/Inflammable articles shall be allowed in the building other than official goods. v) All floors area not exceeding 750 sq. meters shall be suitably compartmented by separation walls up to ceiling level having at least two hours Fire resisting capacity. Where this is not possible the spacing of sprinklers shall be suitably reduced. vi) All opening of vertical and horizontal service ducts, void gap, and joints should be sealed with Fire resting materials.

2. Ventilation:- i) Sufficient ventilation will be provided at every place of the building. It should be designed as auto opening system in case of emergency. ii) Provision of ventilation at the crown of the central core-duct of the building shall be provided. iii) Smoke venting facilities for safe use of escape routes shall be automatic in action with manual control in addition in the windowless (sealed box type) buildings. iv) It is recommended that smoke exhaust equipment should have a minimum capacity of 12 air changes per hour. v) Roof vents and vents in walls at or near the ceiling level work satisfactorily as natural draft smoke venting which shall be open normally. If closed, system shall be designed for automatic opening in case of fire, by release of smoke sensitive devices. vi) The discharge aperatures (opening) of all natural draft smoke vents shall be so arranged as to be readily accessible for opening by fire service people. vii) Natural draft smoke venting can only be substituted by power operated smoke exhausting systems subject to specific permission from fire authority. viii) Ventilation in the staircases at each landing and at the top shall be provided at the rate of minimum 0.5 sq. meters per vent opening. The pressurizing mechanism shall operate automatically with the fire alarm.

3. Open Space & approach: - i) The open space surrounding the building shall be conforming the relevant building rules as well as to permit the accessibility and maneuverability of fire appliance to turning facility. The minimum open space surrounded the building should be followed by W. B. Municipal (Building) Rules, 2016 and it should be free from any obstruction at all times. ii) The approach roads shall be sufficiently strong to withstand the load of fire engine weighting up to 45 Metric Ton. iii) The width and height of the access gates into the premises shall not be less than 4.5 meters and 5 meters respectively abutting the roads. iv) The open space surrounding the building should be kept free from any obstruction.

4. Means of escape: - i) All the staircases should be from the terrace to the ground floor of the building and shall be negotiable to each other entering into any floor and in no way the travel distance from any point of the building exceeds the limit of 22.5 meters. The distance to an exit from the dead end of a corridor shall not exceed half of the aforesaid distance. If

OMSJ Developers LLP

*[Signature]*

Partner

OMSJ Developers LLP

*[Signature]*  
Partner

the corridors are covered with sprinklers the distance of the travel distance may be increased by fifty per cent. Time of evacuation should be as per IS 1644:1988 (i.e. 1 minute). ii) The staircases of the building will be enclosed type & construction to be made of bricked or RCC type and the head of stairs shall be ventilated to prevent mushrooming. iii) The staircases of the building shall have permanent vent at the top and open able sashes at each floor level in the external wall of the building and the treads, flights and risers of the staircases shall be made as per W. B. Municipal (Building) Rules, 2007. Corridors of the building and the exit doors should be conform the relevant building rules. iv) There should be a separate entrance and escape routes from the every floor of the building. Horizontal exits should be given priority. All the staircases shall be extended up to terrace of the building and shall be negotiable to each floor. v) The staircases, corridors & all the means of escape should be free from any obstruction. vi) Fire and smoke doors at the entrances of all the staircase enclosures as marked in the plan at each floor level shall be provided. The F.C.D. shall be of at least two hour Fire resisting wire glass window fitted with self-closing type open able in the direction of escape.


5. In case of Lift:- i) The walls of the lifts enclosures shall be at least two hour fire resisting type and collapsible gate shall not be permitted. The lifts materials should be 4 hours fire resisting type, the door of the lifts should be 1hour fire resisting type, the landing door should be ½ an hour fire resisting type & Area of the lift car should be minimum 1.4 sq. meters. ii) The load bearing capacity of the lifts should be minimum 554 kg each. iii) In case of failure of normal power supply it shall automatically trip over to alternate power supply. This change over of supply could be done through auto-change over switch alternatively; the lift shall be so designed that in case of any power failure, it comes down at the ground level and comes to stand still with door open. iv) A sign shall be posted and maintained on every floor at or near the lifts indicating that incase of fire, occupants shall use the stairs unless instructed otherwise. The sign shall also contain a plan for each floor showing the locations of the stairways. v) One of the lift shall be designed for Fire Lift. The word 'FIRE LIFT' shall conspicuously write at ground floor.

6. In case of Air Condition (IS - 659:1991):- It shall conform to the following:- i) Escape routes like staircases, common corridors, lift lobbies etc. shall not be used as return air passages. ii) Regular checkup of all split type window machine to prevent dust, foreign materials in the air inlet should maintained to prevent spontaneous combustion. iii) In case of central A.C. system, the same shall be incorporated with automatic dampers with fusible link with a view to shut down the system automatically in case of any fire in A.C system. iv) Regular checking, testing, cleaning the Air inlet is must. v) Arrangements shall be made for isolation at the strategic locations by incorporating auto dampers in the Air Conditioning system. vi) Wherever the ducts pass through fire walls of floors, the opening around the ducts shall be sealed with fire resisting materials such as asbestos rope, vermiculite concrete etc. vii) As far as possible metallic ducts shall be used even for the return air instead of space above the

OMSJ Developers LLP

  
Partner

OMSJ Developers LLP

  
Partner

false ceiling. viii) The materials used for insulating the ducts system (inside or outside) shall be of non-combustible materials glass wool shall not be wrapped or secured by any materials of combustible nature. ix) Area more than 750 square meter on individual floor shall be segregated by a fire wall and automatic fire dampers for isolation shall be provided. x) Air ducts serving main floor area, corridors etc. shall not pass through the staircase enclosure. xi) The vertical shaft for treated fresh air shall be of masonry construction. xii) The Air Handling Unit room shall not be used for storage of any combustible materials. xiii) The Air Handling Units shall be separated for each floor with the system of air ducts for every individual floors shall be separate and in no way interconnected with the ducting of any other floor. xiv) The air filters for Air Handling Units shall be of non-combustible materials. xv) If the Air Handling Units serve more than one floor, the recommendation given above shall be complied with in addition to the conditions given below: -

A) Proper arrangements by way of automatic fire dampers working on fusible links for isolating all ducting at every floor from the main riser shall be made.

B) When the automatic fire alarm operates the respective Air Handling Units of the air conditioning system shall automatically be switched off. xvi) The system of auto shut down of Air Handling Units shall be incorporated with the auto detection and alarm system. xvii) Inspection panel shall be provided in the main trucking to facilitate the cleaning of ducts of accumulated dust and to obtain access for maintenance of fire dampers. xviii) No combustible materials shall be fixed nearer than 15 cm. to any duct unless such duct is properly enclosed and protected with non-combustible material (glass wool or spun wool with neoprene facing enclosed and wrapped with aluminum sheeting) at least 3.2 mm. thick and which would not readily conduct heat.


7. Fire Dampers: - i) There shall be located in conditioned are ducts and return air ducts / passages at the following points – 1) At the Fire separation wall. 2) Where ducts / passages enter the central vertical shaft. 3) Where the ducts pass through floors. 4) At the inlet of supply air duct and the return air duct of each compartment on every floor. ii) The dampers shall operate automatically and shall simultaneously switch off the air handling fans. Manual operation facilities shall also be provided. iii) Automatic Fire dampers shall be so arranged so as to close by gravity in the direction of air movement and to remain rightly closed open operation of a fusible link.

8. Electrical Installation (IS – 694:1946-1982):- i) All electrical installation should be done in accordance with National Electrical Code & Part –VIII "Building Service" Section -2 "Electrical installation" good practice. [4(10)]. ii) The electrical installation including transformers, switch gears, main and miter etc. and the distribution system of the premises shall be made satisfying the code of practice for Fire Safety in general building as laid down in I.S. specification. iii) The vertical and horizontal electrical ducts shall be sealed at each floor level by fire resisting material and the electrical installation shall be adequately protected with ABC & CO2 type extinguisher. iv) All cable should be of FRLS type & all wiring should be done by

OMSJ Developers LLP

  
Partner

OMSJ Developers LLP

  
Partner

the copper wire along with appropriate gauge such as 1.2 mm. for light, fan, bulbs etc., 2.5 mm. for television, freeze & washing machine etc., 4 mm. for geezer, air condition machine etc.

9. Alternate power supply:- Arrangement shall be made to supply power with the help of a Generator to operate at least the fire pump, pump for deep tube-well, Fire alarm system, Fire Lift, illumination of stairs, corridors, means of escape etc. in case of normal power failure.

10. Terrace Tank for Fire Fighting Water: - One Terrace Tank of capacity Minimum 25,000 liter should be installed at the each tower in the building with replenishing arrangement @ 1000 liters of water per minutes preferably from two different sources along with suitable terrace pump & Wet Riser cum Down comer system. When this is not practicable, the capacity of the static storage tank shall be increased proportionately. Static fire water reservoir shall have overflow and connected with the domestic water reservoir as well as to avoid stagnancy of water. Static fire water reservoir shall have overflow and connected with the domestic water reservoir as well as to avoid stagnancy of water.

11. Pumps for firefighting Installation (IS - 12469:1988):- i) The standard code of practice recommended that all water based fixed firefighting installations should be fed by two separate automatic pumps, one of which should act as stand by. Each pump should be designed to deliver water at required pressure and discharge, taking into accounts the height and volume of the building. ii) The Fire pumps should be provided near the static water storage tank with minimum pressure of 3.5 kg. / sq. cm. at the farthest point. iii) One electric and one diesel pump of capacity 900 LPM should be install. iv) The pumps should be installed and arranged in such manner so that it will start automatically due to fall in pressure. v) All the pumps shall be so designed as to supply water at the designed pressure and discharge into the water-based system which shall be installed in the buildings. vi) All the pumps shall be incorporated with both manual and auto starting facilities, the suction of the pump shall preferably of positive suction type the system shall be wet riser- cum- down comers with suitable terrace pump fitted with overhead tank.


12. Internal Hydrant System (IS - 3844:1989):- The building should be provided with pressurized wet risers of 100 mm. internal diameter pipe line at each staircase with provision of single outlet landing and half landing valves @ one such riser for each 1000 sq. meter of floor area or as per the vulnerability of the area. This system shall be designed in such a manner that it should be kept charged with water at all times and capable of discharge 2850 liters of water per minute at the ground level and 900 liters per minutes at the top mist outlets of the building. In both the cases, the running pressure at the ground level shall be 3.5 kg. / sq. cm. and 2.5 kg. / sq. cm. at the top most landing valves should be ensured.

13. Hose Reel System (IS - 884:1985):- i) Provision for Hose Reel in conjunction with wet riser shall be made at each floor of the building level from the overhead or underground reservoir through Booster pump conforming the relevant I.S. specification, ii) The Hose reel hose system should be provided at each floor of the buildings. The internal dia. of the said hose reel shall be 19 mm to 32 mm and the discharge capacity not less than 22.5 LPM.

OMSJ Developers LLP

  
Partner

OMSJ Developers LLP

  
Partner

While the length of the hose reel not more than 36.50 meters. The distance of such installation should be in such a way that no part of the floor is more than 6 meters distance from a hose nozzle when fully extended.

14. First aid firefighting system (IS – 2190:1992):- Sufficient Nos. of Portable fire extinguishers of ABC type, CO2 type and Sand and water bucket should be provided at different places of the buildings and it should be within the reach of all concern as stated in the IS Code i.e. one no. @ 1000 sq. meters floor area or as per the vulnerability of the area.


15. Small gears (IS – 903:1993):- Hose box, 15 meters permoline delivery hose & gun metal short branch half inch dia. @ one set each at or near the entire pillar hydrant, landing valve on all floors of the building should be installed.

16. Detection & Alarm System, Suppression system & Public address system (IS – 2189:1988):- i) Sufficient nos. of manually operated electrical fire alarm system of break glass type call boxes and fitted with alarm like Hooters with public address system, talk back system at different places of the buildings should be installed & connecting with audio visual panel board shall be made in Control Room as per the IS Code of practice. ii) Automatic fire detection system with the help of smoke & heat detectors shall be installed at all places of below and preferably above false ceiling of the buildings. This system shall also be made available in places of rooms where valuables have been kept. Other requirements shall be made in accordance with the IS code of practice. iii) Public address system linked between all floors and control room shall have to establish.


17. Lighting Protection of the Building: - This protection for buildings shall be provided as given in Part-VIII Building Services, Section-2 Electrical installation.

18. General recommendations: - i) A register for the recording of mock fire drill, evacuation drill, testing and checking of whole firefighting installation, electrical installation should be maintained & shall be liable to produce the same to the authorized Officer of this department on demand. ii) Fire notice for firefighting and evacuation from the building should be provided and shall be displayed at all places of the building as per clause 5.5 of N.B.C. iii) Floor No. and Directional Sign of escape route should be displayed prominently as per clause 5.5 of the N.B Code. (Auto glow type). iv) All the occupants and other peoples shall be conversant with the installed firefighting equipment of the building so that they can operate the same in case of exigency. v) Arrangement shall be made for regular checking, testing and proper maintenance of all firefighting equipment and keep them in good working condition at all time it should be written in the Register. vi) In case there are any Balcony and also Terrace both should be used as refuge area. vii) To eliminate the risk of Fire Hazards, good housekeeping for both insides and outsides of the premises will be strictly maintaining. viii) Mock fire drill and evacuation drill should be done periodically with participation of all occupants. ix) After issuing the work orders of the above mentioned recommendations to any authorized agency from your side for the installations of the same, and on compliance of the same up to the satisfactions of this department & as per the scale as advised from this end, Final Fire Safety Certificate (NOC) shall be issued. x) Fire license to be obtained from The Collector, North

OMSJ Developers LLP

  
Partner

OMSJ Developers LLP

  
Partner

Zone, West Bengal Fire & Emergency Services, Siliguri for the hazardous articles in the premises (If Any) which attracts Sec-12 of Fire Service Act.1950 (subsequently amendment) after getting the Final Fire safety certificate. xi) The Fire Service recommendations are issue subject to the free from any Court Case or legal re-encumbrances.

Director  
West Bengal Fire & Emergency Services

Signature valid  
Digitally signed by ABHIJIT  
PANDEY  
Date: 2018.06.20 19:49:13 IST

Page 5 of 2

OMSJ Developers LLP

  
Partner

OMSJ Developers LLP

  
Partner